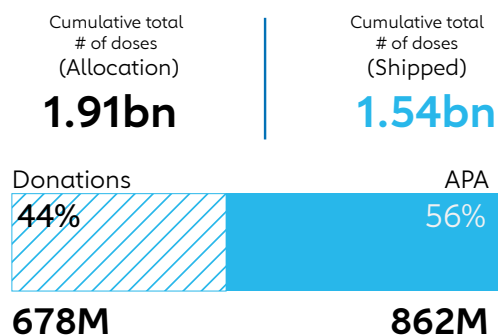


# COVAX DATA BRIEF

June 28, 2022



## ALLOCATIONS & DELIVERIES



Cumulative total, to date (27/06/2022)

Vaccine Products	Allocation*	Shipped
Pfizer-BioNTech	690m	443m
AstraZeneca	292m	287m
Moderna	196m	184m
Covishield (SII/AZ)	186m	185m
J&J	259m	211m
Sinovac	130m	115m
Sinopharm	117m	113m
Pfizer-BioNTech Pediatric	25.8m	2.5m
Novavax	2.3m	0
Covovax	8m	0

\* Allocation after any adjustment

[LINK TO RESOURCES: Steps from Allocation to Arrival](#)

## DONATIONS

Total donations shipped to date

**678M**

# donor countries\*

**32**

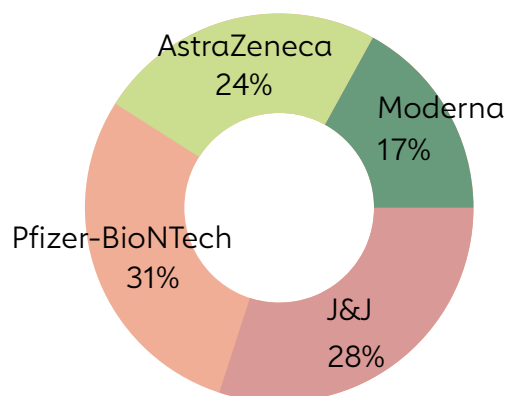
\* The number of donor countries for whom shipments have been received by the recipient country

# recipient countries

**108**

Enumeration of total doses donated may be subject to change given evolving methodology.

Donation volume, by product (June 28, 2022)



## COVERAGE RATES

Cumulative for all sources as of June 21, 2022 and for COVAX deliveries as of June 27, 2022

### ALL SOURCES

	% coverage (1 dose)	% coverage (2 doses)	% coverage (booster)	No. (%) of countries at 20% coverage (1 dose)	No. (%) of countries at 20% coverage (2 doses)
Global	67%	61%		200 (85%)	191 (82%)
AMC92	54%	47%	8%*	66 (72%)	59 (64%)
UMICs	79%	75%		53 (95%)	51 (91%)
HICs	80%	74%		68 (96%)	68 (96%)
AMC91	44%	37%		65 (71%)	58 (64%)
LICs	17%	13%		10 (37%)	6 (22%)
LMICs	62%	54%		46 (84%)	43 (78%)

### COVAX DELIVERIES

% supply-based coverage (2 doses)	No. (%) of countries at 20% coverage (2 doses)	% of deliveries from COVAX
24%	51 (59%)	41%
18%	13 (48%)	80%
17%	28 (56%)	36%*

Supply-based coverage (i.e. if all doses used for 2 dose coverage, how many fully vaccinated) AMC91 excludes India  
 \*calculating booster coverage at the aggregate level only includes those AMC countries in the denominator that are currently reporting booster dose administration. There are 69 AMC countries reporting booster uptake as of this reporting period.

\* This percentage for LMICs excludes India. The % of deliveries from COVAX is reported from June 20, 2022.

# COVAX DATA BRIEF

June 28, 2022

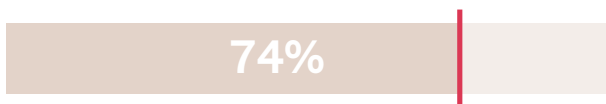


## ADMINISTRATION RATES – AMC countries, all sources

Cumulative as of June 21, 2022

Total doses administered\*  
**4.14bn**

Percent of delivered vaccine courses in AMCs have been utilised (June 23, 2022)



X% is the median among AMCs. Note, given in-country stock and expected wastage, utilisation rate is unlikely to ever reach 100%

WHO Regions	Total doses administered	# of AMC countries per region
AFRO	306m	40
PAHO	52m	10
EMRO	443m	11
EURO	104m	6
SEARO	2.80bn	10
WPRO	436m	15

## AMC-SPECIFIC DATA

**89%**

of COVAX doses delivered have been to AMC participants  
Last update June 27, 2022

**49**

AMC participants for whom COVAX represents over 50% supply\*  
Last update June 20, 2022

**33**

AMC participants for whom COVAX represents over 70% supply  
Last update June 20, 2022

\*Using current AMC participants (89) as a denominator / excluding Burundi, Eritrea and Marshall Islands who are eligible but have not joined

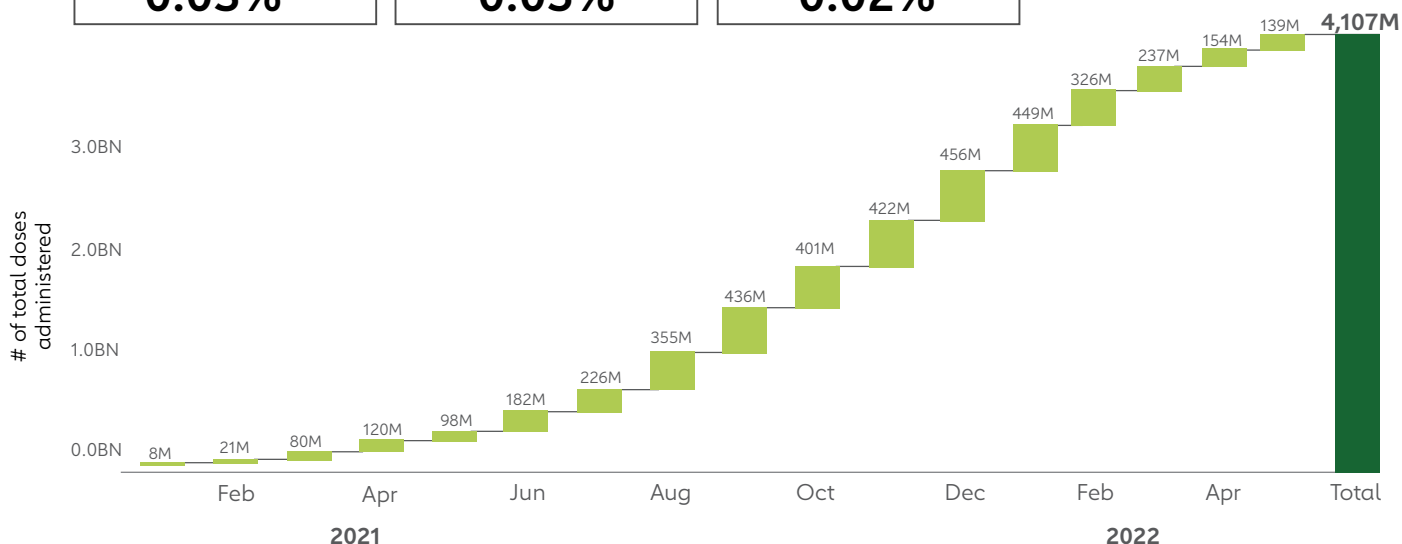
## ABSORPTION– AMC countries, all sources

Median average 4-wk daily vaccination rate (% pop/day) as of June 23, 2022

Median absorption rate, all AMC  
**0.03%**

Median absorption rate, LMICs  
**0.05%**

Median absorption rate, LICs  
**0.02%**



# COVAX DATA BRIEF

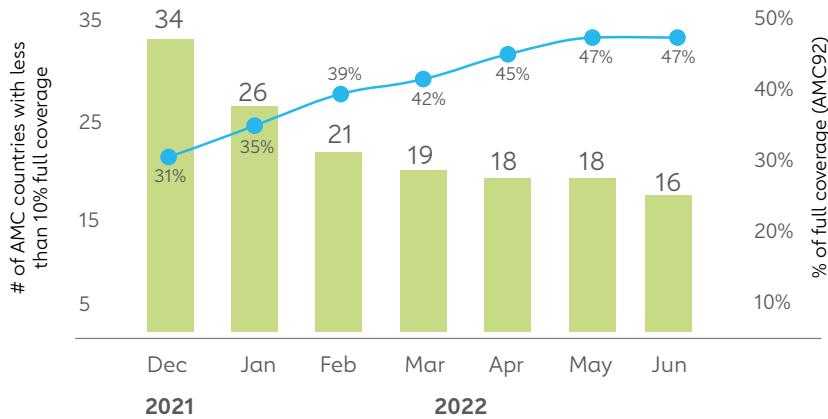
June 28, 2022



## AMC - LOW COVERAGE

### AMC countries below 10% full coverage

June 27, 2022



### AMC countries with less than 10% coverage

Burundi	Nigeria
Burkina Faso	Papua New Guinea
Cameroon	Sudan
Democratic Republic of the Congo	Senegal
Haiti	South Sudan
Madagascar	United Republic of Tanzania
Mali	Yemen
Malawi	
Niger	

## COVAX DELIVERY SUPPORT

COVID funds committed by Gavi:

**USD 547M**

June 24, 2022

USD 370M direct to countries  
USD 177M channeled via partners including WHO and UNICEF

COVAX funding channelled through Gavi to governments and partners, including financial grants to countries, cold chain equipment and ultra cold chain, technical assistance, and support for management capacity enhancement, scale up, and demand generation and confidence activities.

**82**

No. of countries that have received CDS/delivery funding

June 27, 2022

Regions	# of countries
AFRO	38
EMRO	10
PAHO	10
WPRO	10
SEARO	9
EURO	5

## HIGH-RISK COVERAGE

June 27, 2022

Healthcare workers

**74%**

70 AMC countries reporting

Older adults

**66%**

66 AMC countries reporting

**LINK TO RESOURCES:** [List of countries targeted for support by the Joint COVID-19 Vaccine Delivery Partnership](#)

This COVAX data brief is produced by Gavi, the Vaccine Alliance's Office of the COVAX Facility, based on data from CEPI, WHO, and UNICEF.

Coverage Equity graphic data source: [WHO COVID-19 Dashboard](#)

**COVAX**

CEPI



unicef

