

TECHNICAL UPDATE: POLIO ERADICATION AND ROUTINE IMMUNIZATION STRENGTHENING

Gavi Board pre-meeting
December 9, 2014, Geneva



SESSION OUTLINE

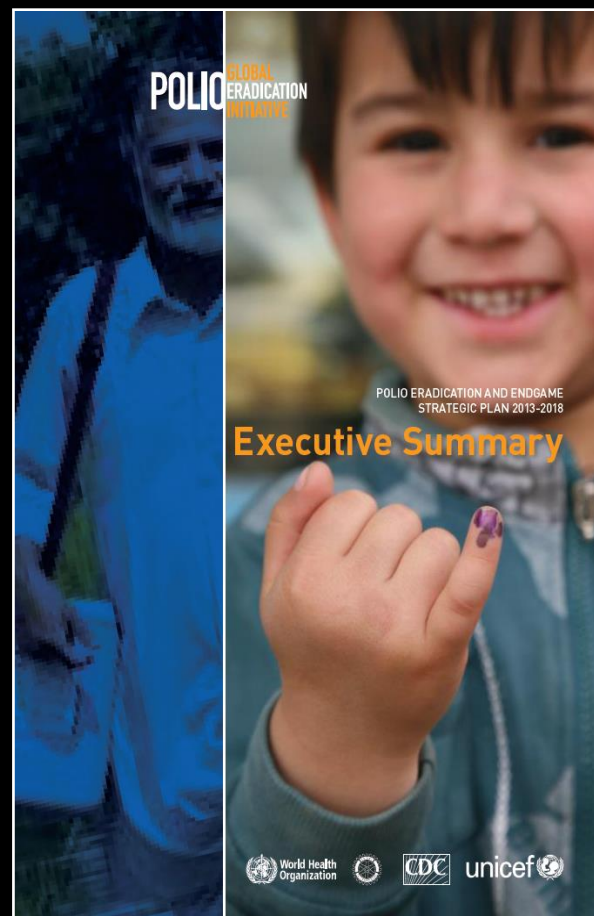
- **Global polio eradication update**
- **Overview of Polio Endgame Strategic Objective 2:**
 - IPV introduction and OPV withdrawal
 - RI strengthening in polio focus countries
- **Specific implications for Gavi**

1

GLOBAL POLIO ERADICATION UPDATE

Endgame Plan, 2013-18

- Poliovirus detection & interruption
- Routine immunization strengthening, OPV withdrawal & IPV introduction
- Facility Containment & Global Certification
- Legacy Planning





Outline

- Progress
- Priorities
- Risks
- Summary

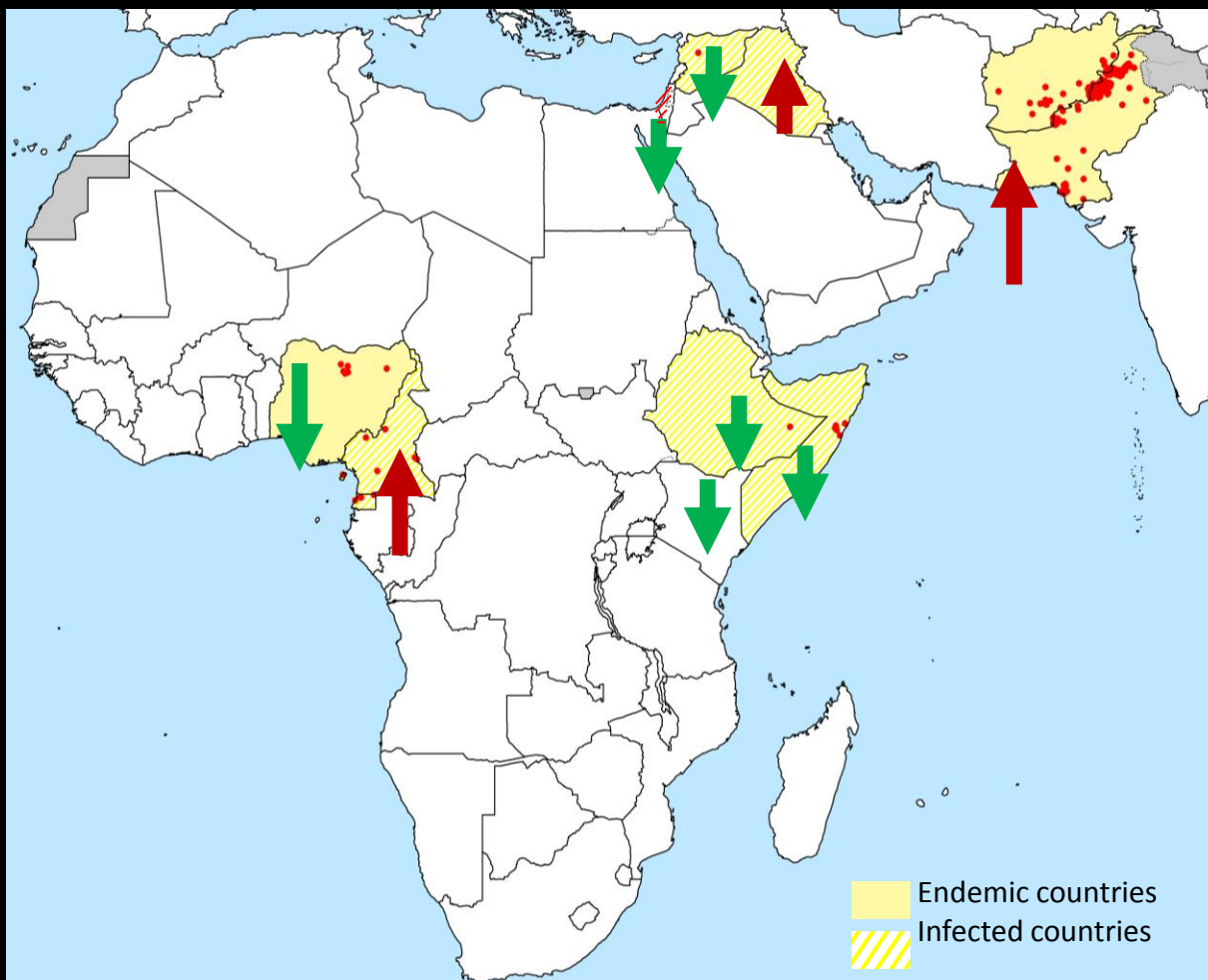
Wild Poliovirus type 1 (WPV1) Cases, 2013



Country	2013
Pakistan	93
Afghanistan	14
Nigeria	53
Somalia	194
Cameroon	4
Equatorial Guinea	0
Iraq	0
Syria	35
Ethiopia	9
Kenya	14
Total	416

 Israel = Env. positive isolates (2013 – 136)
 Gaza = Env. positive isolates (2013 – 7)

WPV1 Cases, 2014*



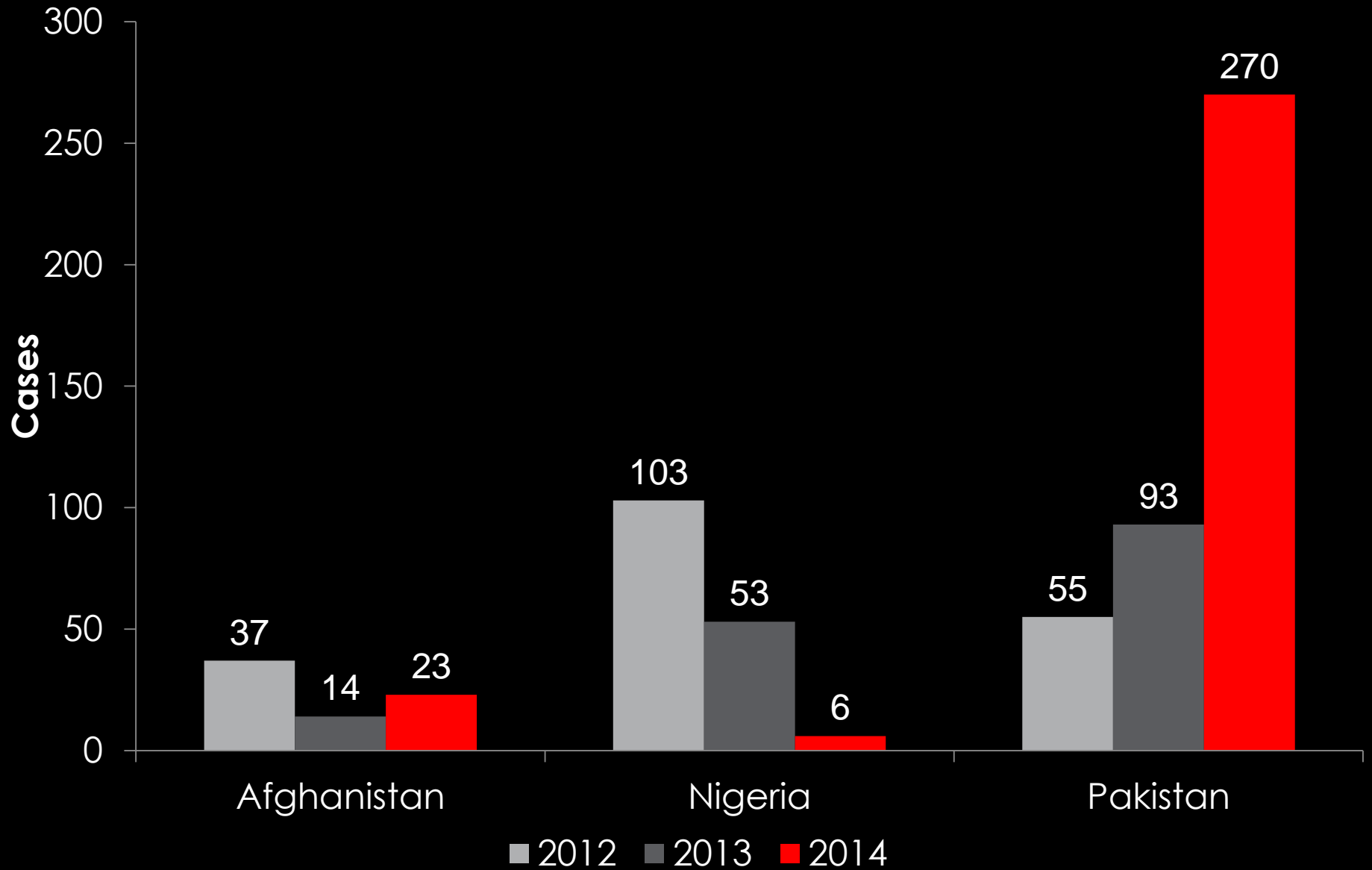
Country	2013 (Full year)	2014*
Pakistan	93	270
Afghanistan	14	23
Nigeria	53	6
Somalia	194	5
Cameroon	4	5
Equatorial Guinea	0	5
Iraq	0	2
Syria	35	1
Ethiopia	9	1
Kenya	14	0
Total	416	318



Israel = Env. positive isolates (2013 – 136 ; 2014-14 , last 30 Mar 2014)
 Gaza = Env. positive isolates (2013 – 7 ; 2014- 1, Jan)

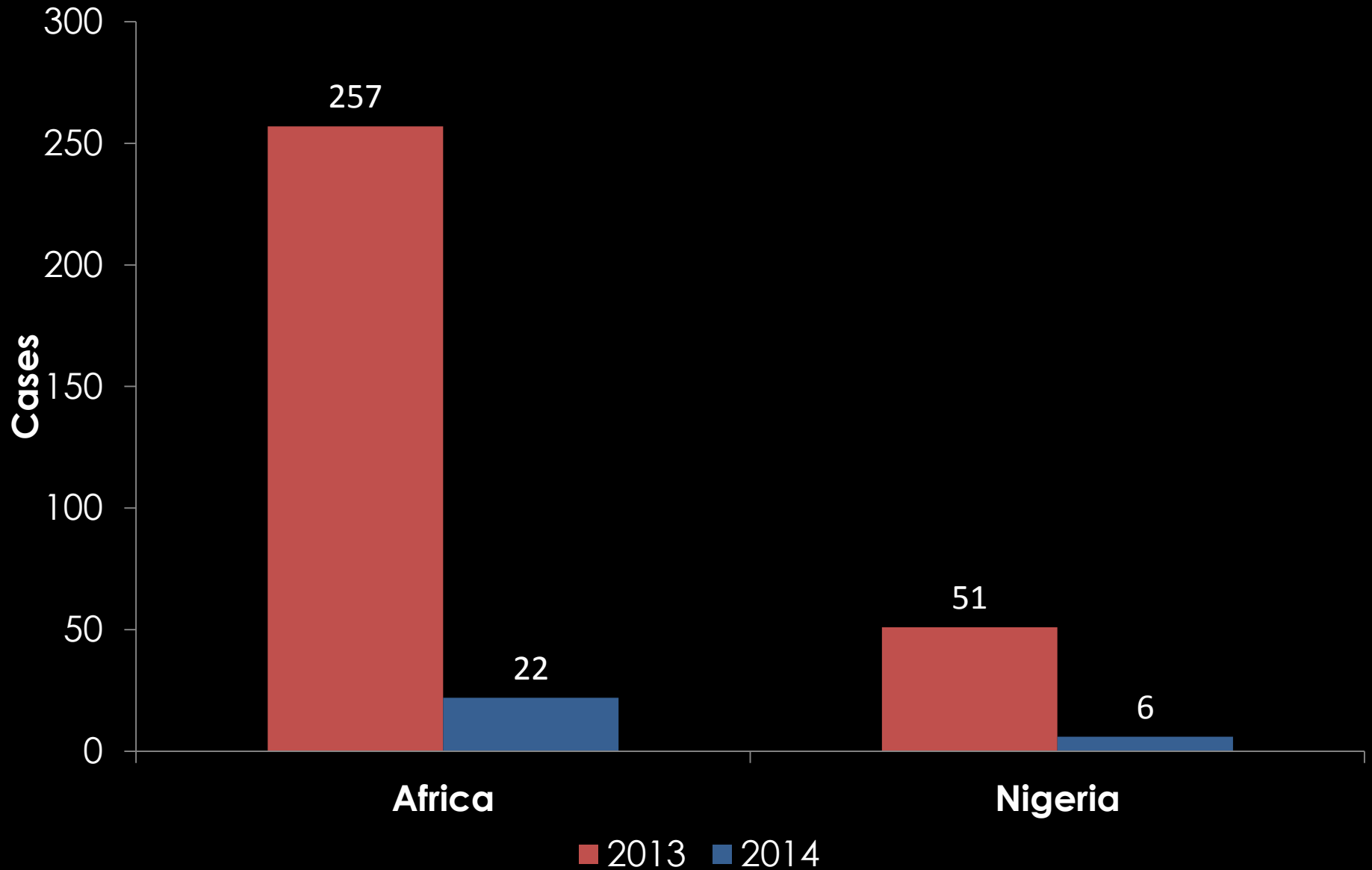
*Data as of 02 December 2014 (including advance notifications as of this date)

WPV1 Cases, 2012-14*

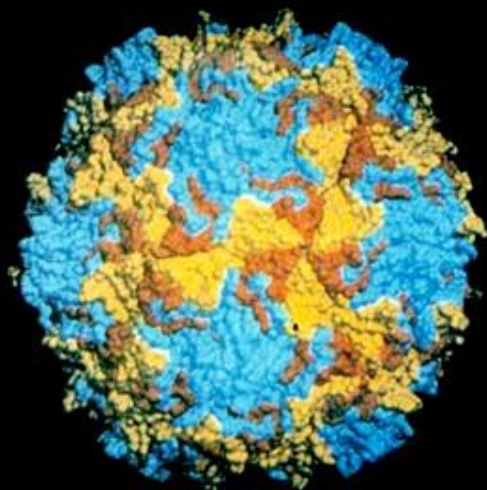


*Data as of 2 Dec 2014 (including advance notifications as of this date)

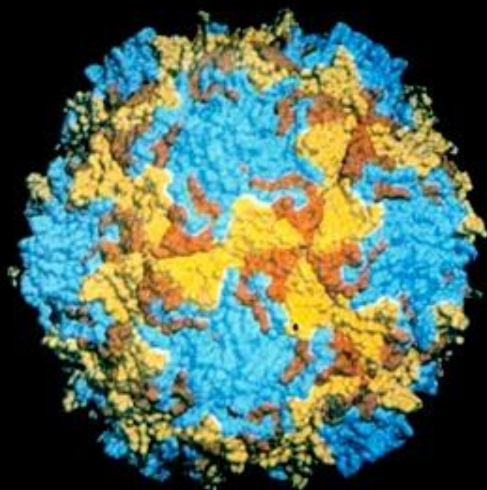
YTD WPV1 Cases Africa & Nigeria, 2013-14*



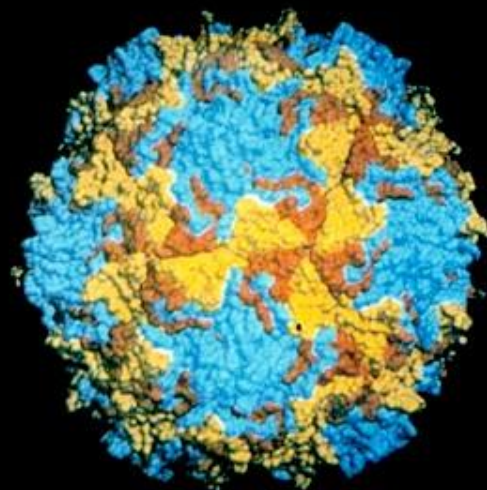
*Data as of 1 Dec 2014 (including advance notifications as of this date)



POLIO TYPE 1



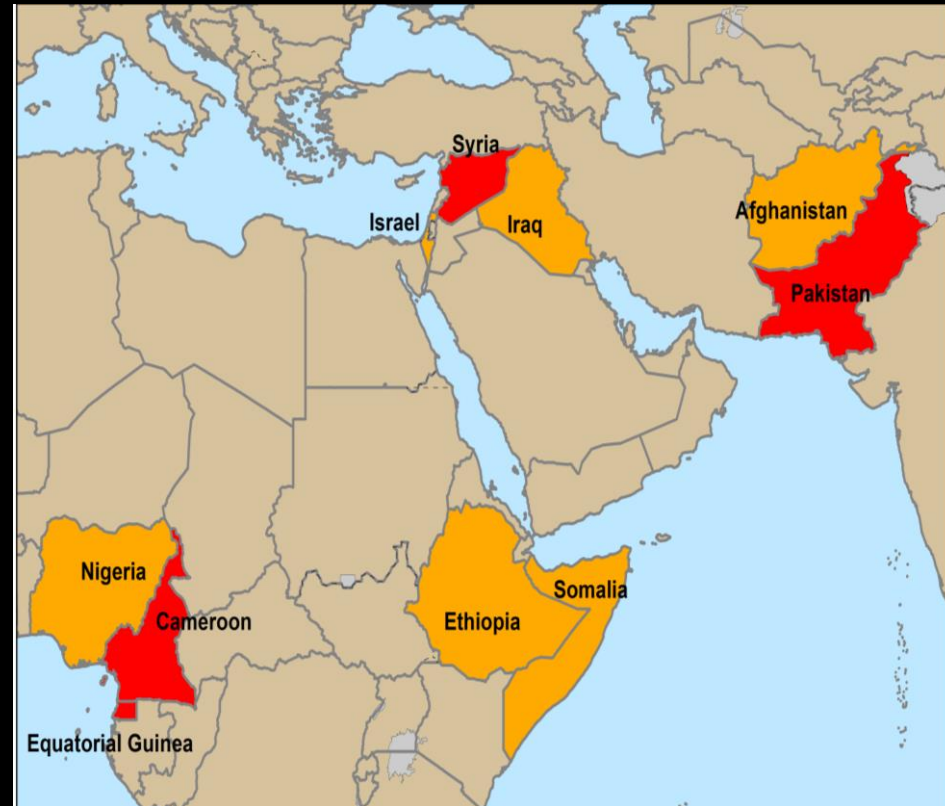
POLIO TYPE 2



Not detected since Nov
2012

Preventing International spread

- Public Health Emergency of International Concern (PHEIC) declared by DG, WHO, on 5 May 2014; extended 31 July & 13 November, 2014
- Risk mitigation in high risk countries
 - Intensification of mass vaccination campaigns
 - Additional investment of > \$120 million in 2014



■ Countries with circulating wild poliovirus, but NOT currently exporting

■ Countries currently exporting wild poliovirus

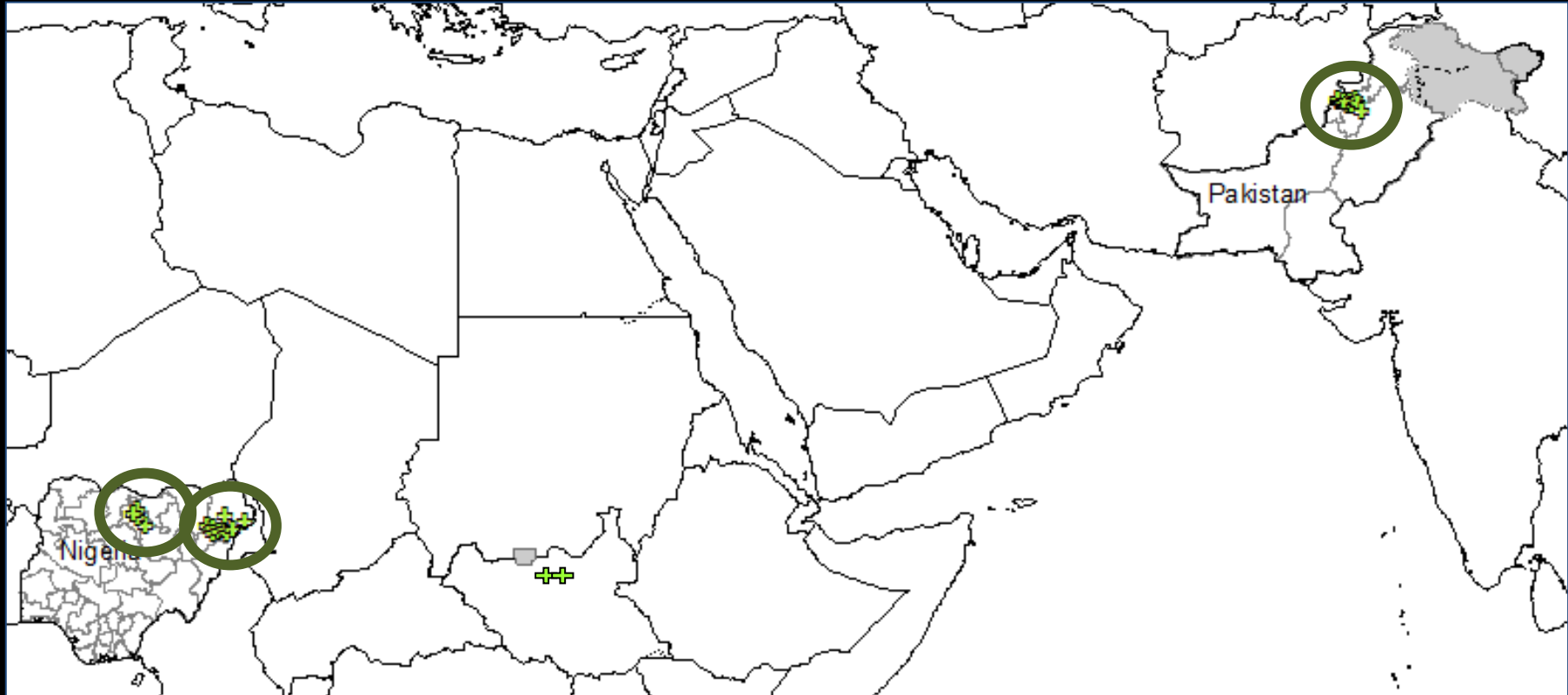
5 'Readiness Criteria' to Stop Type 2 OPV 'on track' - SAGE, Oct 2014

1. mOPV2 stockpile & response capacity
2. surveillance & notification of type 2 virus
3. bOPV licensed for routine immunization
4. at least 1 dose IPV for all OPV-using countries
5. WPV2 'certification' & type 2 containment

Trigger for tOPV withdrawal:

validation of elimination of 'persistent cVDPV2s'

Current Status – Vaccine-derived Poliovirus type 2



cVDPV2
2014 = 48 cases

*'Persistent' cVDPV2:
Nigeria & Pakistan*

The Endgame in 2015

- Focus on Surveillance (AFP, Env)
- Africa Scenarios
 - Mop up Nigeria
 - Outbreak prevention
- Pakistan/Afghanistan surge
- cVDPV2 cessation
- Major emphasis on Pre-requisites of OPV2 withdrawal & RI strengthening

Program Priorities in 2015

- Surveillance
- Keeping Africa/ME polio free
- Pakistan/Afghanistan surge
- Pre-requisites of OPV2 withdrawal
- Enhanced engagement with RI

Risks

- Head of State commitment
 - Pakistan – Emergency Ops, Military
 - Afghanistan – New leadership
 - Nigeria – Elections in Feb
 - C Africa – Stopping outbreaks
- Insecurity, conflict
- Impact of Ebola outbreak
- Increasing costs

Summary

- Africa can stop WPV in 2014
- Outbreaks in final stages of control
- Pakistan program not yet on track
- Intense efforts to reduce risk of international spread
 - Pakistan situation, conflict & insecurity still pose risks
- Engaging and building trust with communities in key areas remains a critical priority
- Steps to mitigate impact of the Ebola outbreak

2

Overview of Polio Endgame Strategic Objective 2

**RI strengthening in polio focus
countries**

#add your hashtag

Overview of polio endgame strategic objective 2

Strengthen immunisation services in 'focus countries', introduce IPV and withdraw OPV globally

High immunization coverage is essential to achieving the goals of the polio endgame. In this Plan, the GPEI commits to working with immunization partners to strengthen immunization systems.

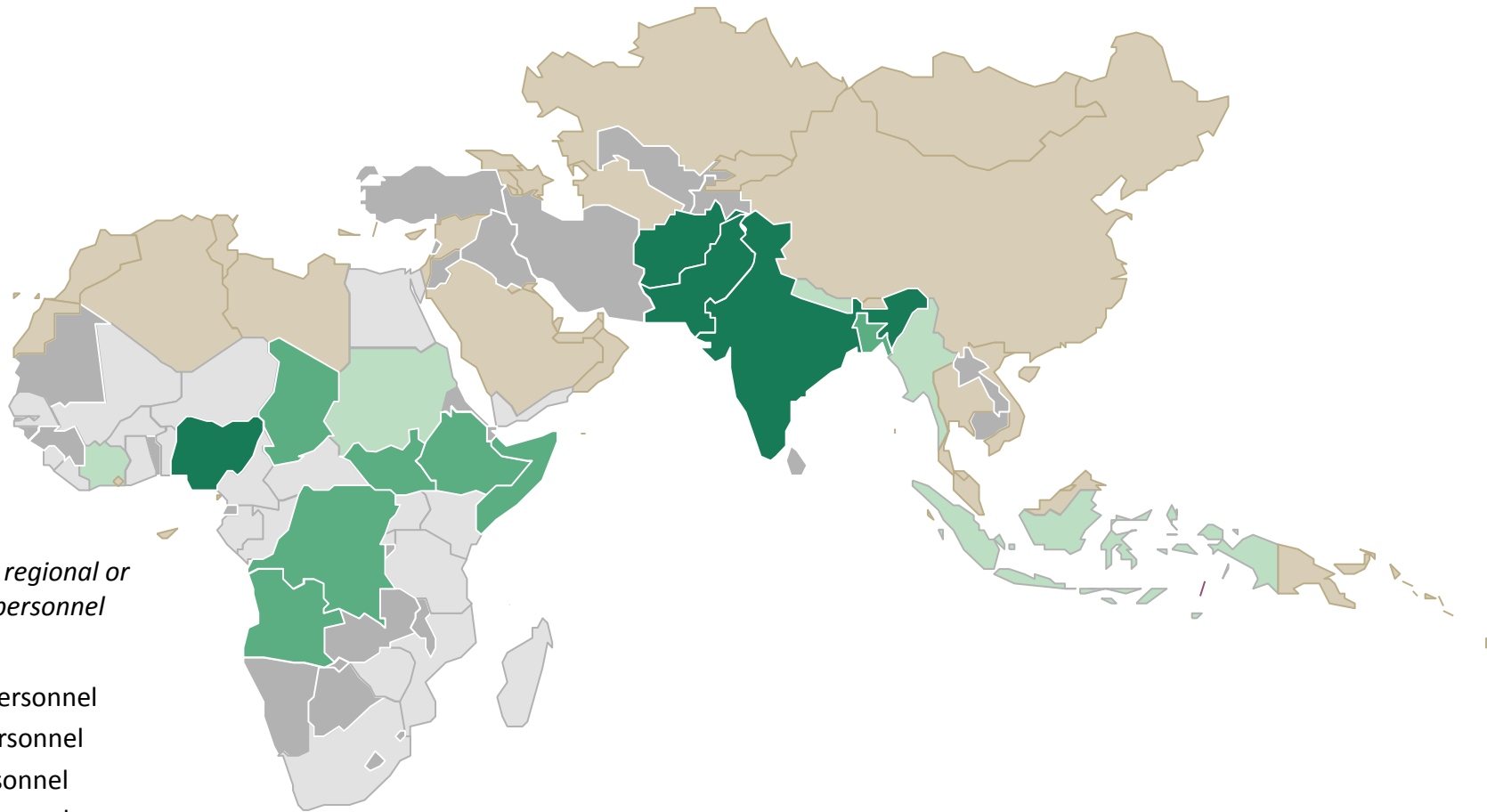
First Gavi-supported IPV introduction Nepal 18 September 2014



Photo credit: Chandra Shekhar/UNICEF



Polio endgame 2013-2018 focus countries

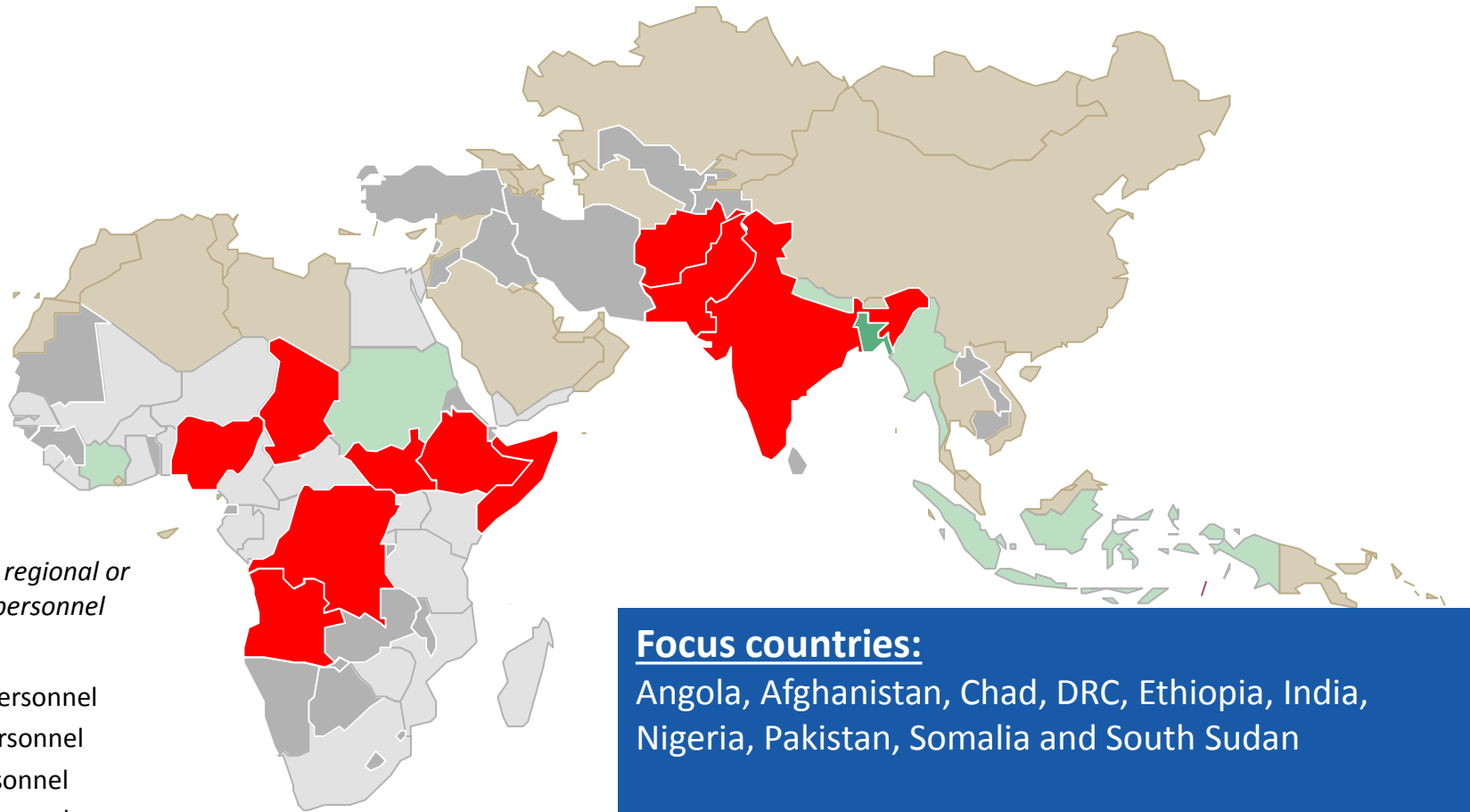


Does not include regional or headquarters personnel

- >1000 personnel
- >100 personnel
- >40 personnel
- >10 personnel
- 1+ personnel

Note: Philippines, Haiti also have between 1-10 polio funded personnel but are not displayed
Source: GPEI partner HR databases

Polio endgame 2013-2018 focus countries



Does not include regional or headquarters personnel

- >1000 personnel
- >100 personnel
- >40 personnel
- >10 personnel
- 1+ personnel

Focus countries:
Angola, Afghanistan, Chad, DRC, Ethiopia, India, Nigeria, Pakistan, Somalia and South Sudan

Note: Philippines, Haiti also have between 1-10 polio funded personnel but are not displayed
Source: GPEI partner HR databases

Areas of polio asset expertise

Polio assets

- Human
- Physical
- Systems / networks
- Experience



EPI

Pre-Board meeting

POLIO GLOBAL
ERADICATION
INITIATIVE

Monitoring Framework

Annual integrated EPI plan

- SMART objectives
- Activities to reach all districts and communities, in particular in high risk districts
- Roles and contributions of Polio-funded assets defined
- Fully costed
- Endorsement by the Government and the Inter Agency Coordination Committee

ed personnel for RI

m or process indicators

Core coverage data nationally and by district



EPI

POLIO GLOBAL
ERADICATION
INITIATIVE

Annual integrated EPI plans

Country	Use of Polio assets (varying extents)	Annual EPI plan meeting 5 criteria
Afghanistan	✓	60%
Angola	✓	100%
Chad	✓	100%
DRC	✓	80%
Ethiopia	✓	80%
India	✓	100%
Nigeria	✓	100%
Pakistan	-	0%
Somalia	✓	40%
South Sudan	-	0%



EPI

POLIO GLOBAL
ERADICATION
INITIATIVE

Monitoring Framework

Annual integrated EPI plan

Use of polio funded personnel for RI

Documentation (qualitative/quantitative)

- What activities by whom, where and when
- Number and % of GPEI staff trained in RI
- Number and % of GPEI staff with RI in their ToR
- Accountability framework

Process indicators

Core coverage data nationally and by district



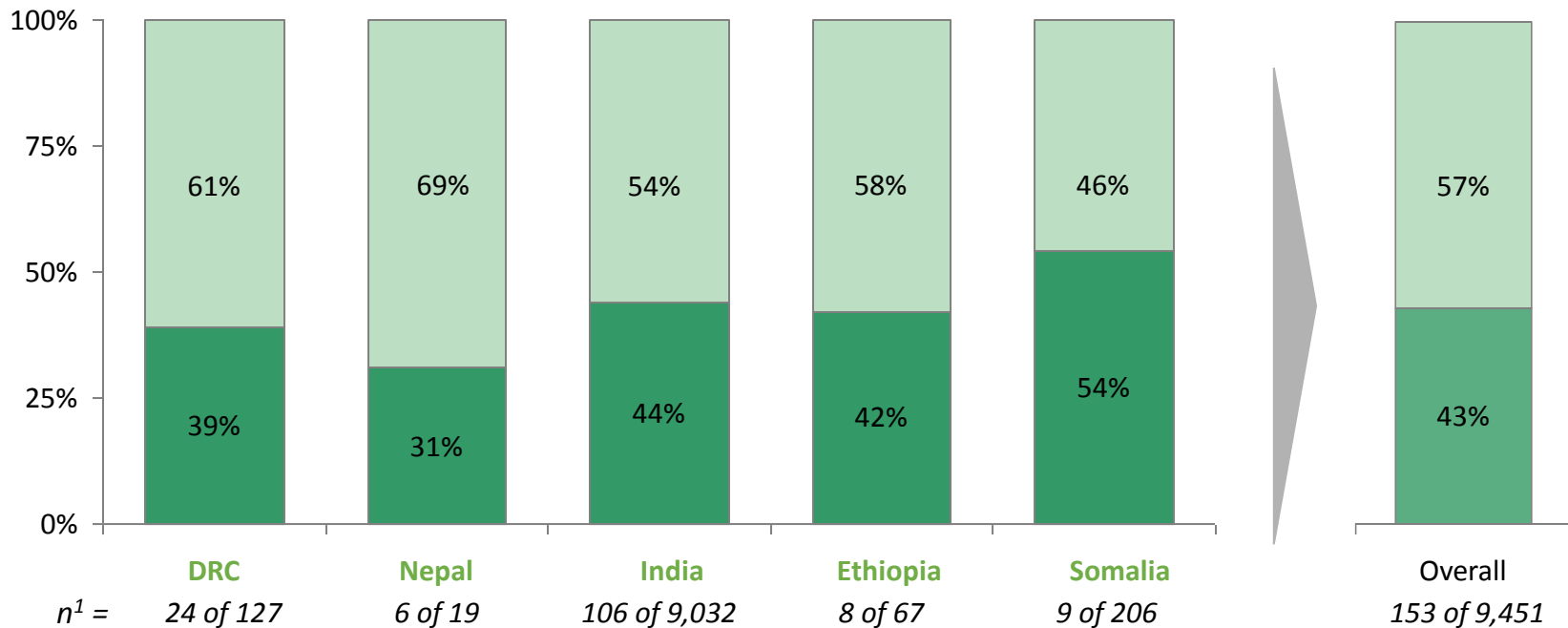
EPI

POLIO GLOBAL
ERADICATION
INITIATIVE

How polio staff time is spent

Survey of mid-level managers to estimate time allocation of frontline polio staff

MORE THAN 50% OF TIME SPENT ON NON-POLIO ACTIVITIES



■ Polio

■ Other activities – RI, measles, NVI, Child Health Days, Natural disasters & crises

Eligible population excludes assistants, secretaries, drivers, clerks, back office support (e.g. HR, finance, IT), and Rotary volunteers

Source: Polio Legacy Survey

Monitoring Framework

Annual integrated EPI plan

Use of polio funded personnel for RI

- Micro-plans
- Cold chain working
- Stock-outs
- % sessions held
- HF reporting
- Supervision

System or process indicators

Core coverage data nationally
and by district



EPI

POLIO GLOBAL
ERADICATION
INITIATIVE

Monitoring Framework

Annual integrated EPI plan

Use of polio funded personnel for RI

System or process indicators

- **Completeness of reporting**
- **# children receiving/not receiving DTP3**
- **DTP3 coverage**
- **DTP1-DTP3 dropouts**

Core coverage data nationally and by district

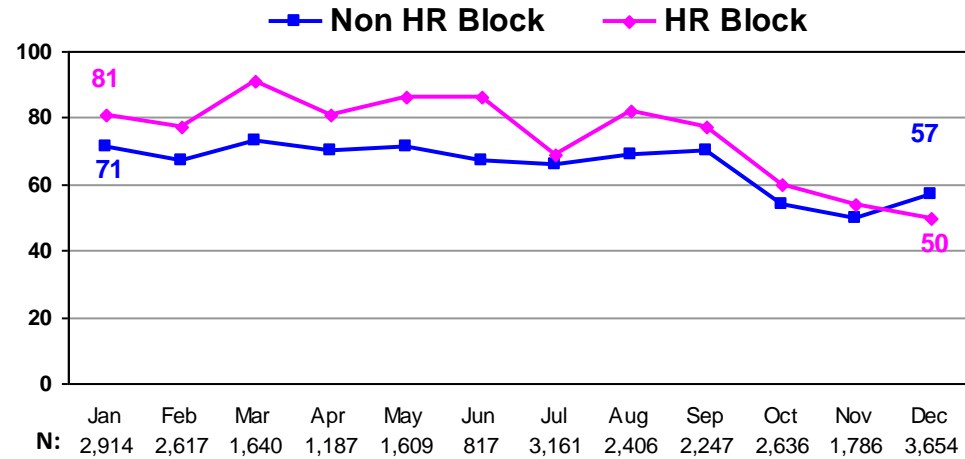
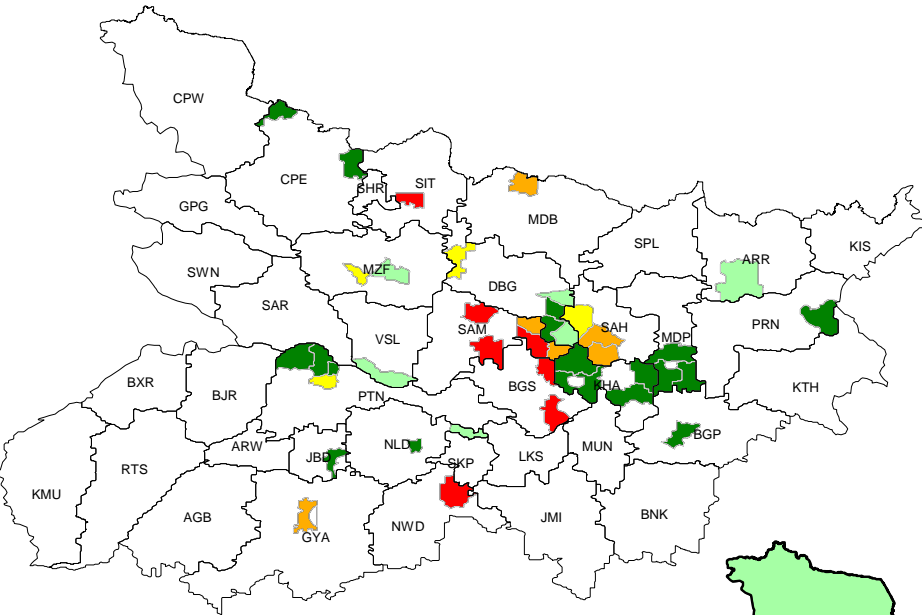


EPI

POLIO GLOBAL
ERADICATION
INITIATIVE

Bihar, India: availability of all vaccines and diluents

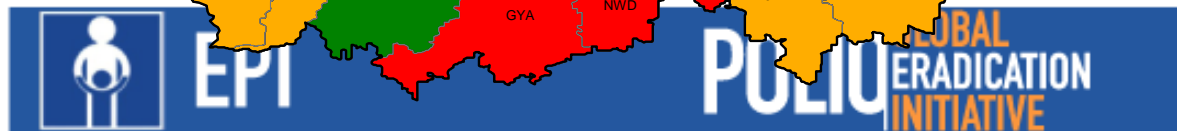
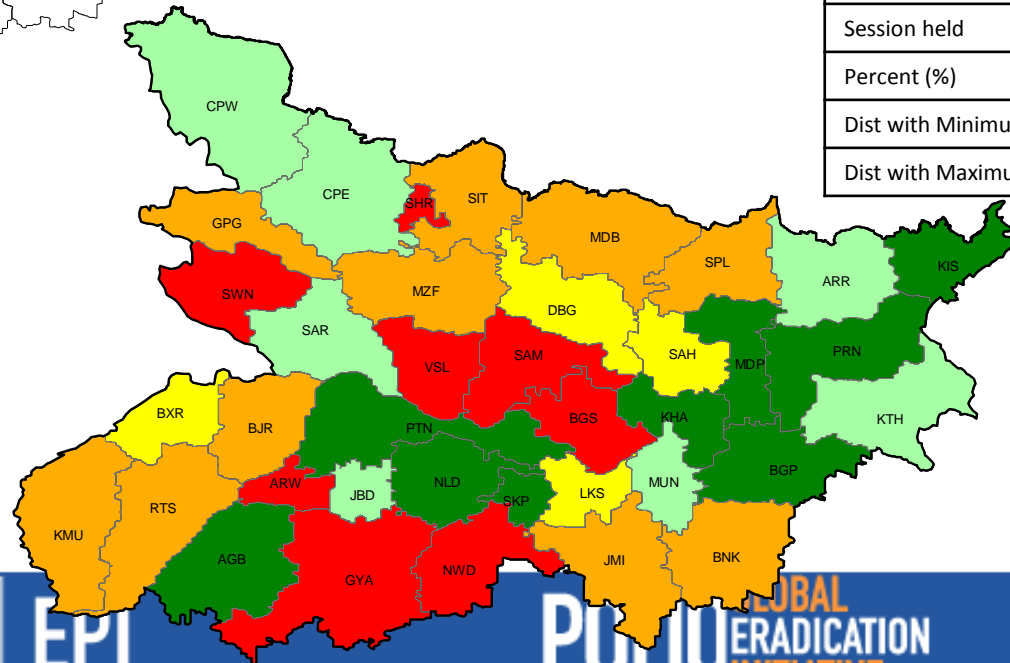
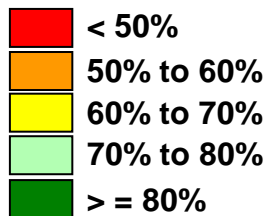
January – December 2013



N: 2,914 2,617 1,640 1,187 1,609 817 3,161 2,406 2,247 2,636 1,786 3,654

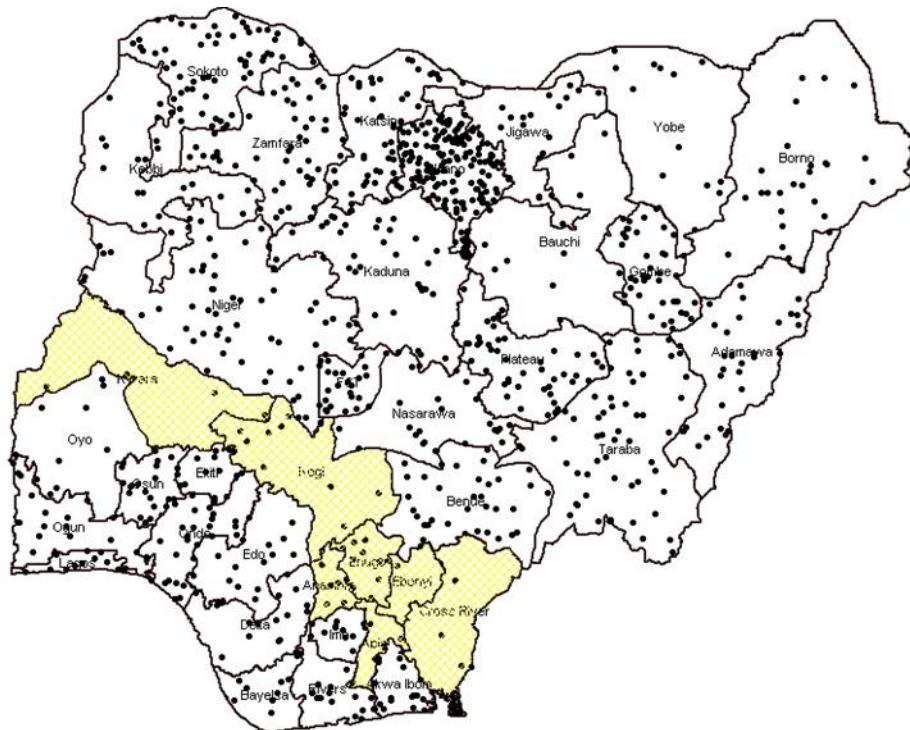
HR Blocks: Bihar	
Total HR blocks	41
Session held	2,904
Percent (%)	70

State: Bihar	
Session held	26,674
Percent (%)	65
Dist with Minimum value	Arwal (16)
Dist with Maximum value	Purnia (95)



Nigeria: Real-time Tracking of Supervision

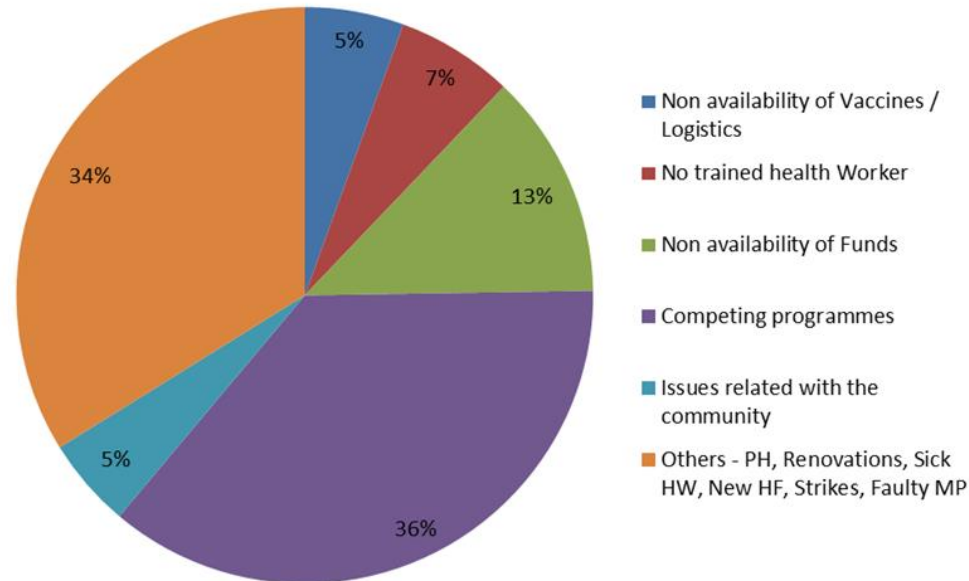
NRTRIS Database : October 2014; n=999



● 1 Visit with SMS

▨ < 10 Visits

Reason for planned immunization sessions not being conducted in supervised areas (October 2014)



EPI

POLIO GLOBAL ERADICATION INITIATIVE

Summary

- Overall, there is progress in the 10 focus countries to use polio assets to strengthen RI
 - Some countries doing well
 - Others require more focused attention
- Development of accountability frameworks for polio partner networks is best practices and needs to be replicated elsewhere
- Difficult to attribute coverage improvement to polio assets
 - Use of additional system indicators necessary

Implications for Gavi

- Engagement with immunization system strengthening and Polio Legacy
 - Strategic Plan 2016-20
 - Planning processes, Integrated National EPI plans
 - India – “Legacy in action”
- Strong collaboration between GPEI and Gavi has resulted in unprecedented speed in the IPV programme; focus of 2015 will be to translate this significant momentum into introductions
- Determining the role of Gavi in tOPV to bOPV Switch

THANK YOU - MERCI

