



**Situation Report #13: Tuesday 14th December 2021, 10am CET**

## Notes from the Gavi Managing Director, Country Programmes

As we approach the end of 2021, COVAX has shipped 694 million doses to 144 participating economies, with 581 million doses (84%) reaching low- and middle-income countries. With the aim of ensuring fair and equitable access to COVID-19 vaccines regardless of ability to pay, COVAX is an innovative global partnership working at a historic speed and scale.

By the end of 2021, we will aim to deliver approximately 800 million doses in total. COVAX supply has significantly strengthened in the last quarter of 2021, and we will have delivered our largest volumes – ~200 million doses – in December.

We did not come to this achievement easily and we still have tremendous work ahead in 2022. With accelerated supply of doses, country managers and focal points are engaged with Governments to improve the predictability of this supply in the short- to medium-term. Further, teams across the pillar are working together to support countries to manage utilization of the incoming and vaccines on-hand given the many factors that must be considered, including: emerging variants of concern, donation offerings with shorter shelf life (see joint statement with African Union [here](#)), vaccine preferences at the national and individual levels, and human resources available for service delivery. This includes providing targeted technical and financial support to address key bottlenecks. A total of 83 countries have applied for COVAX Delivery Support funding, with ~US\$187M of the approved US\$225M disbursed thus far and many countries applying for a second round of support through the “needs-based” CDS window.

For 2022, the Gavi Board has just approved a strategic direction in which COVAX will scale up support beyond its initial commitment of 20% COVID-19 vaccination coverage. Aligned with Gavi’s country-driven approach, we will support countries to achieve their individual COVID-19 vaccination coverage ambitions as set out in their national targets and plans.

Our best wishes for a joyous holiday season and we look forward to connecting once again in the new year.

**Thabani Maphosa, Managing Director, Country Programmes, Gavi**

## COVAX IN NUMBERS

Doses Allocated	Doses Ordered, cumulative	Doses released for shipment, cumulative	Doses on shipment in transit	Doses Shipped, cumulative	Countries and territories, doses shipped
1,707,319,687	976,316,160	818,787,640	9,303,350	693,515,101	144

Figure 1: COVAX Implementation Overview<sup>1</sup>

## Allocation and Shipment Monitoring

**As of 14 December 2021 - Since SitRep #12 – 28 October:**

- COVAX has now **crossed the 650 million shipped doses milestone**. Of the 920 million doses allocated for the Allocation Rounds 1-13 for February 2021 - March 2022, and the 502 million confirmed dose donations<sup>2</sup>, **693.5 million total doses have been shipped to countries** with 9.3 million doses in transit.

<sup>1</sup> COVAX Procurement Portal – link: <https://www.unicef.org/supply/covid-19-vaccine-market-dashboard>

<sup>2</sup> WHO Allocation Portal

**Dose donations via COVAX play a significant role in expanding access to COVID-19 vaccines, accounting for 259 million of the doses (37.3%) shipped.**

- 144 participants (86 AMC and 58 SFP) have now received COVAX vaccine doses.

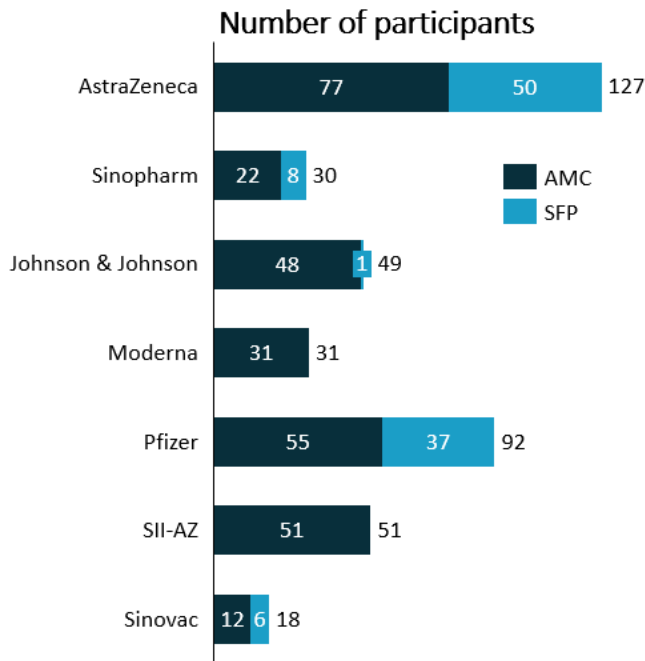


Figure 2: Shipping Overview (by participant) by AMC/SFP

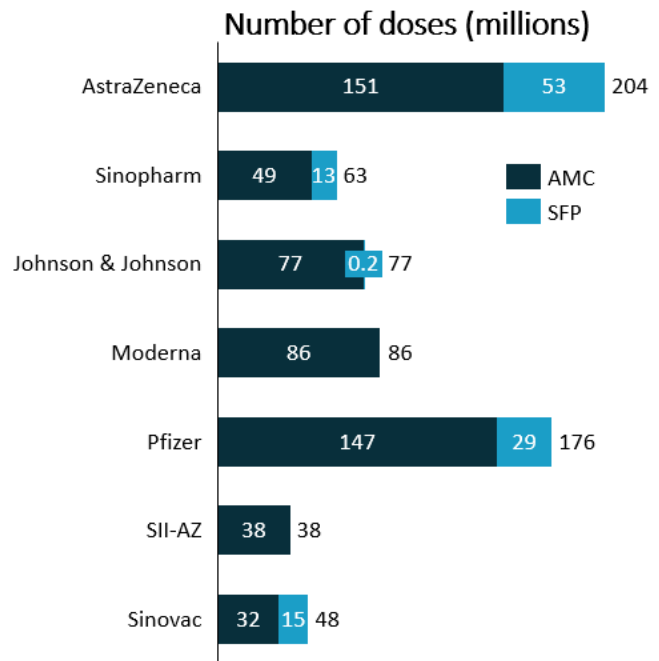


Figure 3: Shipping Overview (in doses) by AMC/SFP

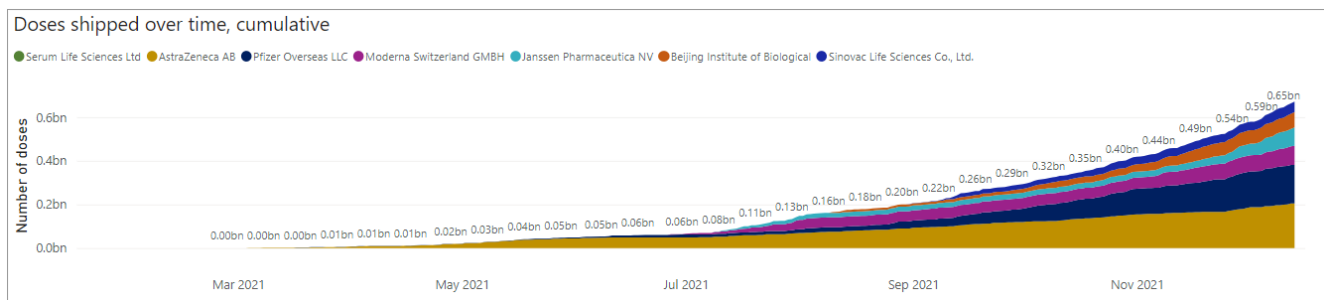


Figure 4: Delivery Trends

## Country Readiness and Preparedness Monitoring & Intelligence

### Vaccine Uptake

Figure 5 represents an overview of historical dose absorption in AMC countries for the January – November period. While supply availability initially had an influence on number of doses administered, supply availability and shipments in-country began increasing towards the middle of year and 402 million doses were administered in November, which is a five-fold increase from the March (~80million doses), this figure is expected to increase as countries continue to increase absorption capacity<sup>3</sup>. Total absorption from the last 3 months was 1.2 billion doses in total.

However, absorption rates vary substantially by country, income level and region. 38 AMC countries remain yet to reach 10% vaccination coverage. Coverage remains many times lower in low income countries, particularly those in Africa, with fewer than 10 doses administered per 100 people compared to over 60 doses in lower middle income countries and 140 doses in high income countries.

<sup>3</sup> Source: Weekly CRD implementation monitoring review (IMR)-10.12.21

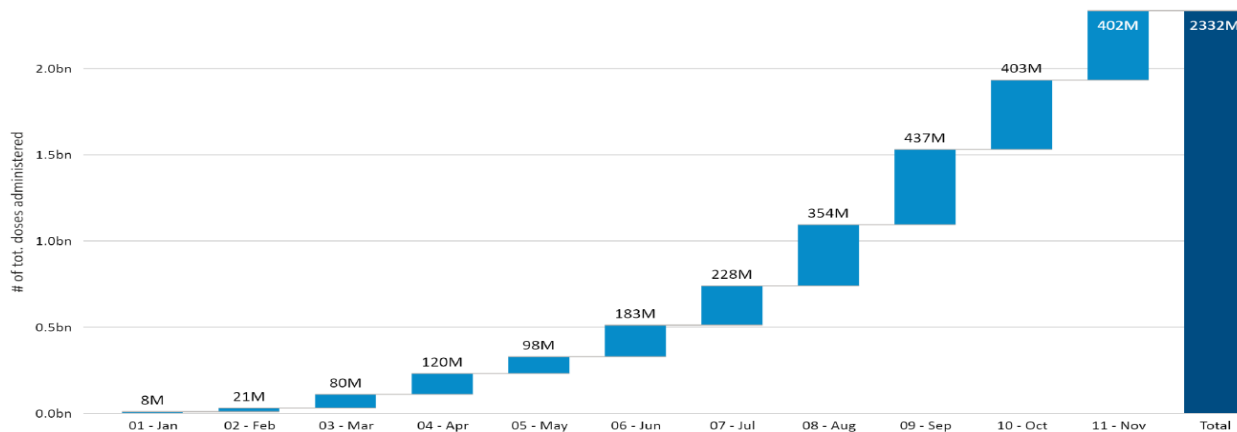


Figure 5: Aggregate, historical dose absorption by month across the AMC participant portfolio for the January - November period  
 \*Data represents all supply sources including COVAX

## COVID-19 Delivery Support + Technical Assistance

### COVID-19 Delivery Support: As of 10 December 2021

- Countries have applied for \$225 million in early access CDS support, of which nearly \$190 million has been disbursed.
- 57 of the 61 countries for which CDS is managed by Gavi have applied for support with \$200 million in support approved and ~\$170 million disbursed.
- 26 of the 30 countries for which CDS is managed by UNICEF have submitted applications, with ~\$20 million disbursed
- Gavi has now opened a second "needs-based" CDS window which countries can use to request additional support to fill critical funding gaps in their COVID-19 vaccine roll-out, with a particular focus on countries which are struggling to scale-up vaccine delivery. To date, 6 countries have applied – 5 for urgent needs and 2 with larger, less urgent requests (Burkina Faso has applied for both). 21 countries have indicated they are preparing applications to submit in the coming weeks (four with urgent needs and 17 with more long-term requests). Gavi aims to make funds available for urgent requests within two weeks of applications.

### Technical Assistance

In September 2020, the Gavi Board approved USD 150 million from core resources to prepare AMC92 economies to deliver COVID-19 vaccines, focusing on Technical Assistance and Cold-Chain needs. COVAX Technical Assistance (TA) support was made available to WHO, UNICEF and other partners in the AMC-92 economies with TA activities being based on the WHO-UNICEF Vaccine Introduction Readiness Assessment Tool. This enabled deployment of over 400 WHO and UNICEF staff and consultants, as well as support from other partners, to countries from December 2020.

The November 2021 milestone reporting for COVAX TA funding is drawing to a close. As of 09 December 2021, reporting compliance for the 57 Gavi-eligible countries was 93% and for the other 35 AMC countries was 84%. With nearly 90% of milestones reported as being achieved (completed/on-track).

Highest levels of delays are seen in Demand Generation & Communication (12%), & Vaccine Cold Chain & Logistics (10%). Delays in Demand Generation & Communication activities are linked to communication materials awaiting final government approval/ decision on vaccine introduction. Delays in Cold Chain & Logistics activities are linked to delayed recruitment of consultants, who are now onboarded.

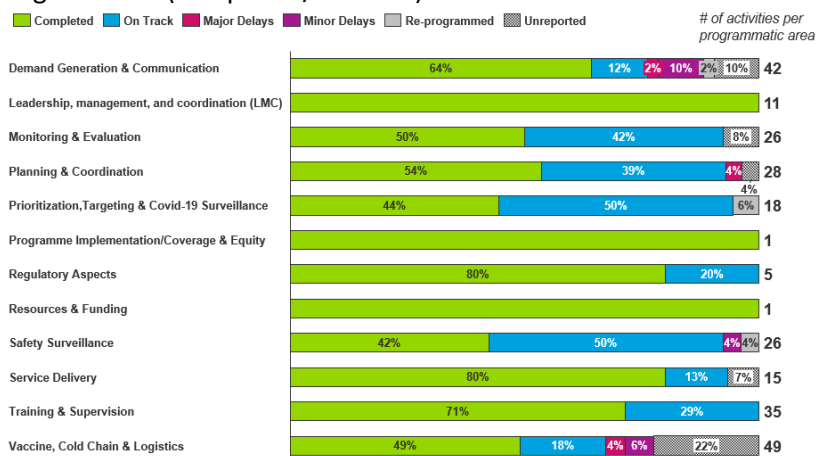


Figure 6: COVAX TA reporting across Gavi-57 countries by programmatic area

## TA Story from the field - India

In 2020, the Gavi Board approved US\$30M in TA and CCE support for India's COVID-19 vaccine scale up. India decided to utilise US\$ 21.8M of this funding for technical support. Under the leadership of the Government of India, partners have used this funding to support the COVID-19 delivery efforts in a number of programmatic areas such as: training and supervision (UNICEF and WHO), demand generation and communication (UNICEF), vaccine cold chain and logistics (UNICEF and UNDP) and monitoring and evaluation (WHO). Examples include:

- *District-level cascade trainings:* WHO has organised a two-phase cascade training with a focus on training 7,600 district officials as 'master trainers'. To-date, these master trainers have oriented more than 366,000 staff on safely administering COVID-19 vaccines. WHO has been able to call upon this cascade training approach for refresher trainings, as new policies and evidence have emerged for new subpopulations such as pregnant women.
- *Implementing outreach and communication strategies, tailored for target populations:* In addition to developing COVID-19 communication materials for demand generation, UNICEF has been providing technical support to states in the planning and implementation of COVID-19 vaccination strategies, tailored for different age groups and locations in both public and private sector facilities. UNICEF has supported special initiatives such as: "Pink Booths", exclusively for females and transgender individuals in Uttar Pradesh; cluster-based approaches for staggered and targeted population coverage in Uttar Pradesh; "Teeka Express" for urban parts of Bihar; and mass vaccination campaigns across Bihar, Karnataka, and Gujarat states. Additionally, UNICEF is collaborating with WHO to draft the strategy for scaling up vaccinations for pregnant women.
- *Strengthening logistics and information systems.* UNDP has been supporting the Ministry of Health & Family Welfare with the procurement and installation process for temperature loggers, additional Cold Chain Equipment, procuring cloud server for hosting CoWIN system and establishing a server-based system (procuring SMS gateway services) for issuing text messages to beneficiaries and CoWIN users. CoWIN has been the digital platform developed for tracking Covid-19 vaccines all the way to the beneficiary, enhancing programme overview and vaccine safety and surveillance of adverse events following immunization. CoWIN builds on the Gavi-funded platform (eVIN) rolled out for managing cold chain equipment for the routine immunisation system in Gavi 4.0.

## COVAX Monitoring Agents

In Q4 2021 Gavi will be enhancing its assurance over COVAX programmes at the request of its Board with a significant number of countries receiving the services of independent Monitoring Agents. The agents will support programme oversight by identifying key risks including supply chain, vaccine roll-out and fiduciary management and using their expertise to deliver insights which will improve performance. Gavi will work with all partners to ensure a smooth on-boarding of these important services.

The Request for Proposals for Monitoring Agent services was launched in Q2-2021 covering more than 80% of the COVAX AMC portfolio by volume of doses. The scope of work for the Monitoring Agents is broader than for other Gavi programmes as the operational risks for accelerated scale-up and delivery of COVID-19 vaccines can be significantly different from routine immunisation.

Assurance programs will be tailored to provide countries, Gavi Secretariat and Alliance partners with sufficient insights to identify issues early and allow for corrective actions to be taken.

Negotiations with suppliers is moving apace. To date, 10 Monitoring Agents have initiated their services, and this number will increase rapidly in the next few weeks with mobilization expected for early 2022.

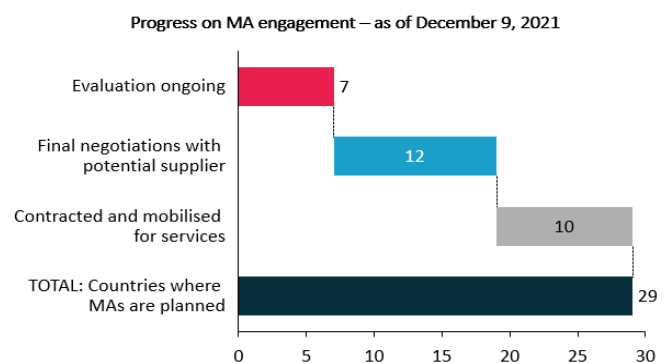


Figure 7 - Progress on MA engagement

## Annex

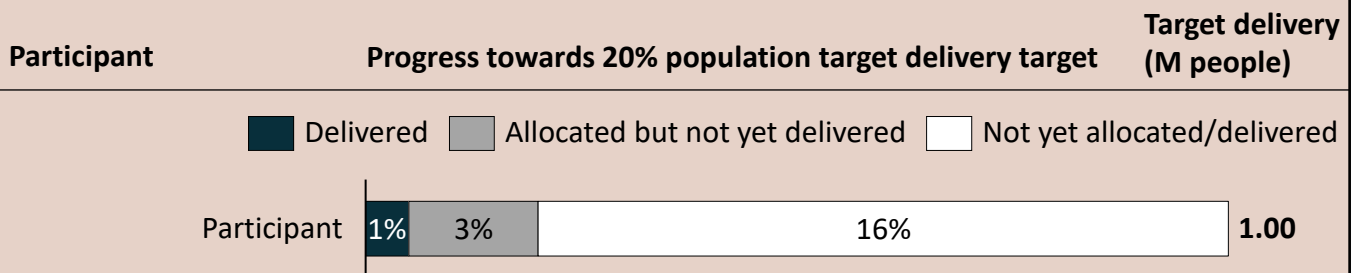
### Participant-specific progress towards COVAX coverage target

- The SitRep Annex visually represents **progress tracking towards the COVAX Facility’s target of delivering COVID-19 vaccines, to ensure that each AMC92 & Self-financing participant attains their 20% population Phase 1 coverage target of 20% (or for SFPs, their own desired target) by end 2021.** Data is updated as of 14 December.
- Attached along with the SitRep will be a breakdown by AMC and SFP participant, grouped by WHO region, of progress in terms of COVID-19 vaccine deliveries, allocated vaccines, and the remaining gap towards the 20% coverage target.

## Participant-specific progress towards COVAX delivery target (as of 14 December 2021)

- On the following pages you will find a breakdown by participant, grouped by WHO region, of progress in terms of COVID-19 vaccine deliveries, allocated vaccines, and the remaining gap towards the 20% delivery target – *as illustrated by this example*

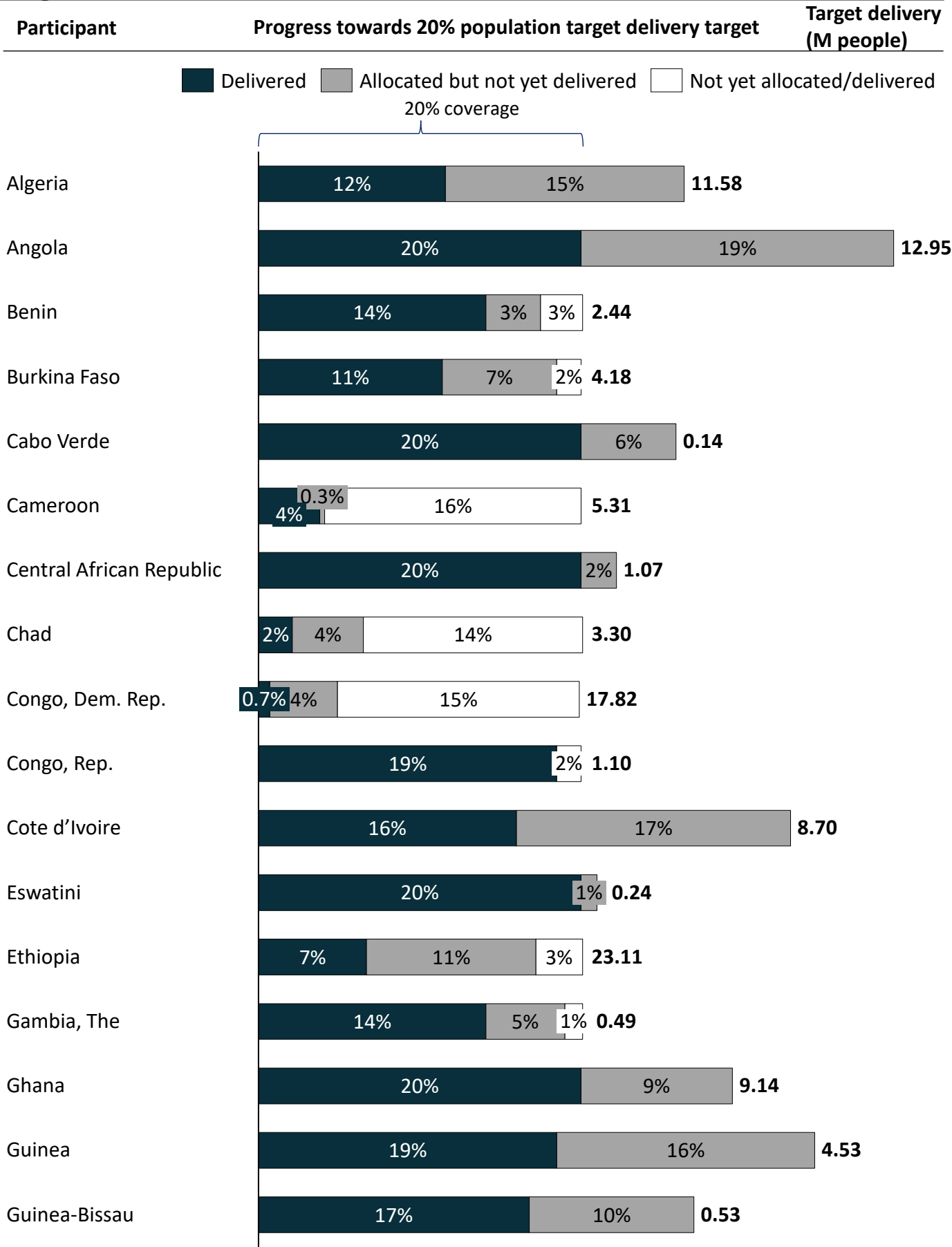
### Example of information available



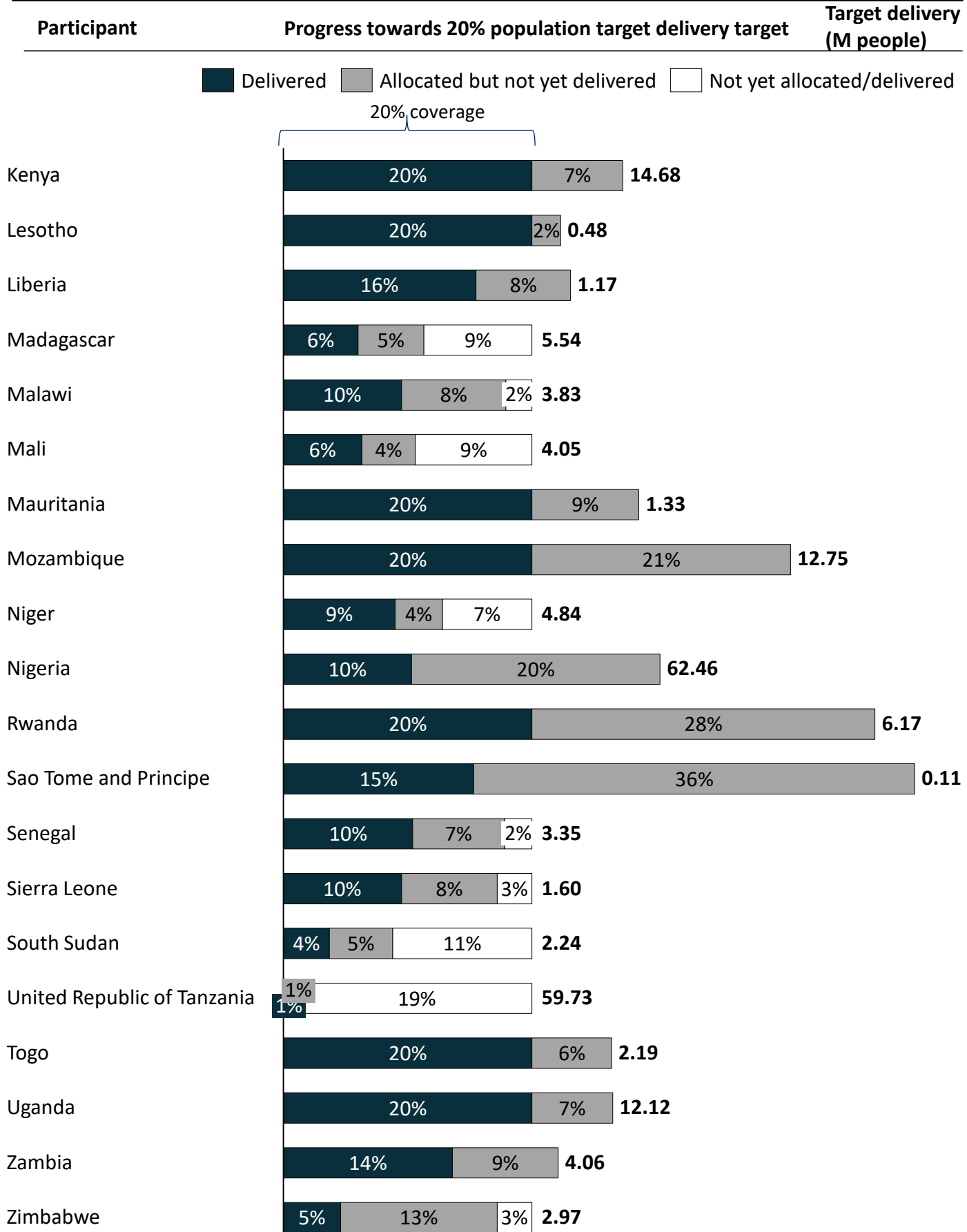
### Caveats:

- Small states (e.g., those with target populations under 200,000 individuals) may have received and been allocated proportionally higher numbers of vaccines due to minimum delivery requirements for shipments
- Progress for India is not illustrated due to separate funding and support due to population size
- The denominator (target population to vaccinate) is calculated by taken 20% of the World Bank population for the given participant. It is recognized that slight variations to these population sizes may be recognized by individual participants and may have been agreed with the Joint Allocation Committee to feed into allocation decisions – this presentation of data does not override other agreements

# AFRO region (1/2): participant-specific progress towards COVAX delivery target

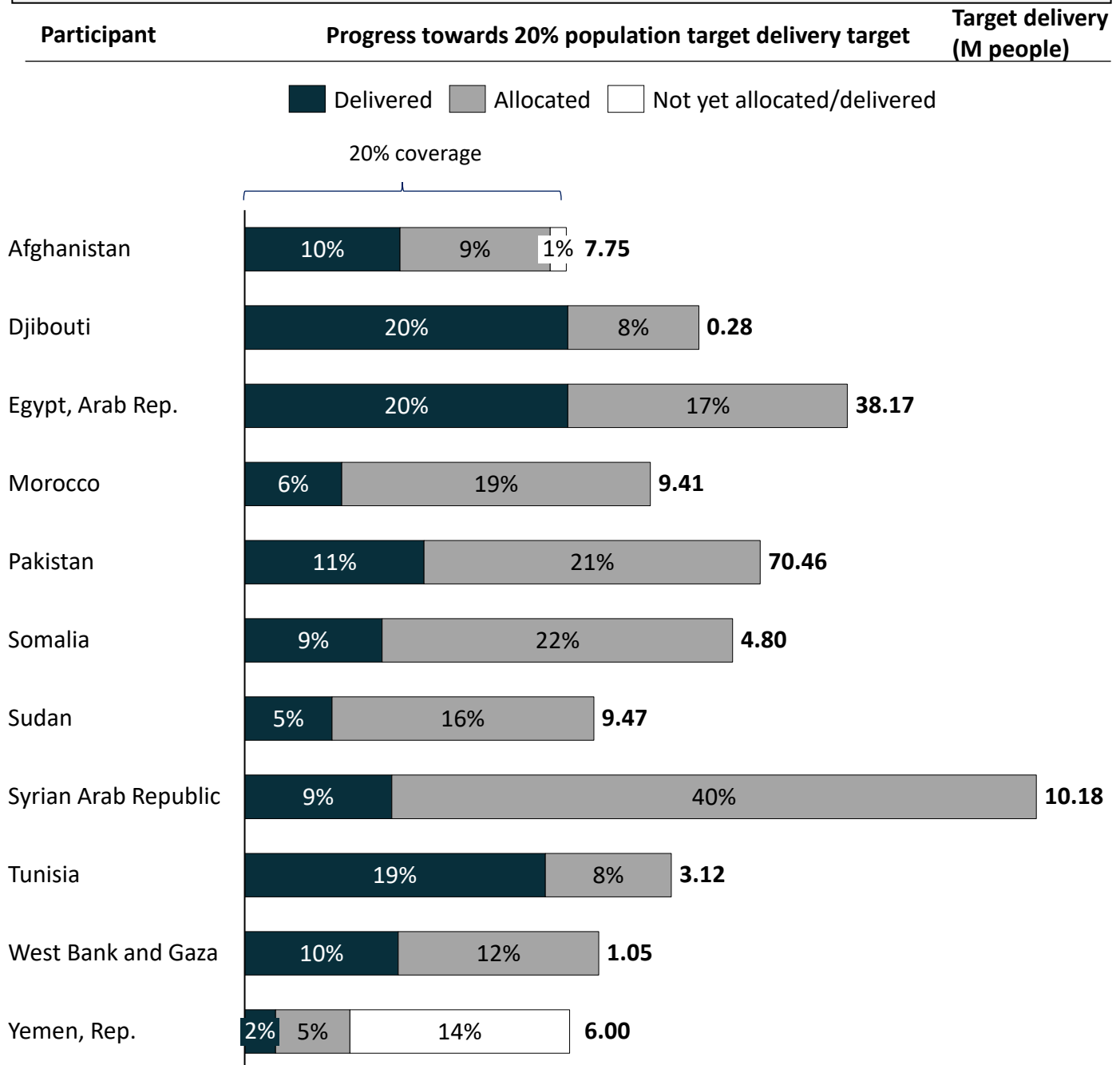


# AFRO region (2/2): participant-specific progress towards COVAX delivery target

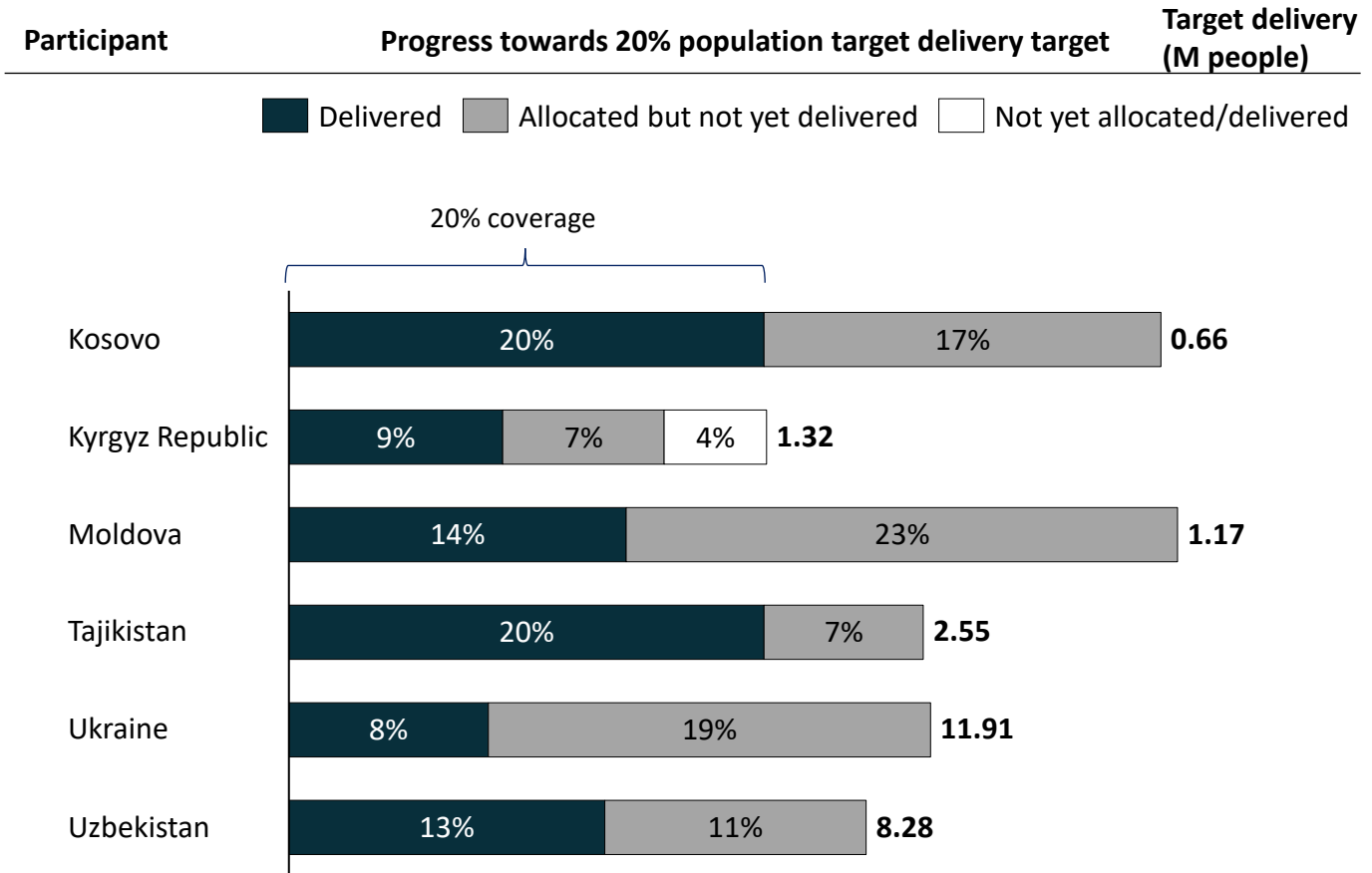




# EMRO region: participant-specific progress towards COVAX delivery target



# EURO region: participant-specific progress towards COVAX delivery target



# PAHO region: participant-specific progress towards COVAX delivery target

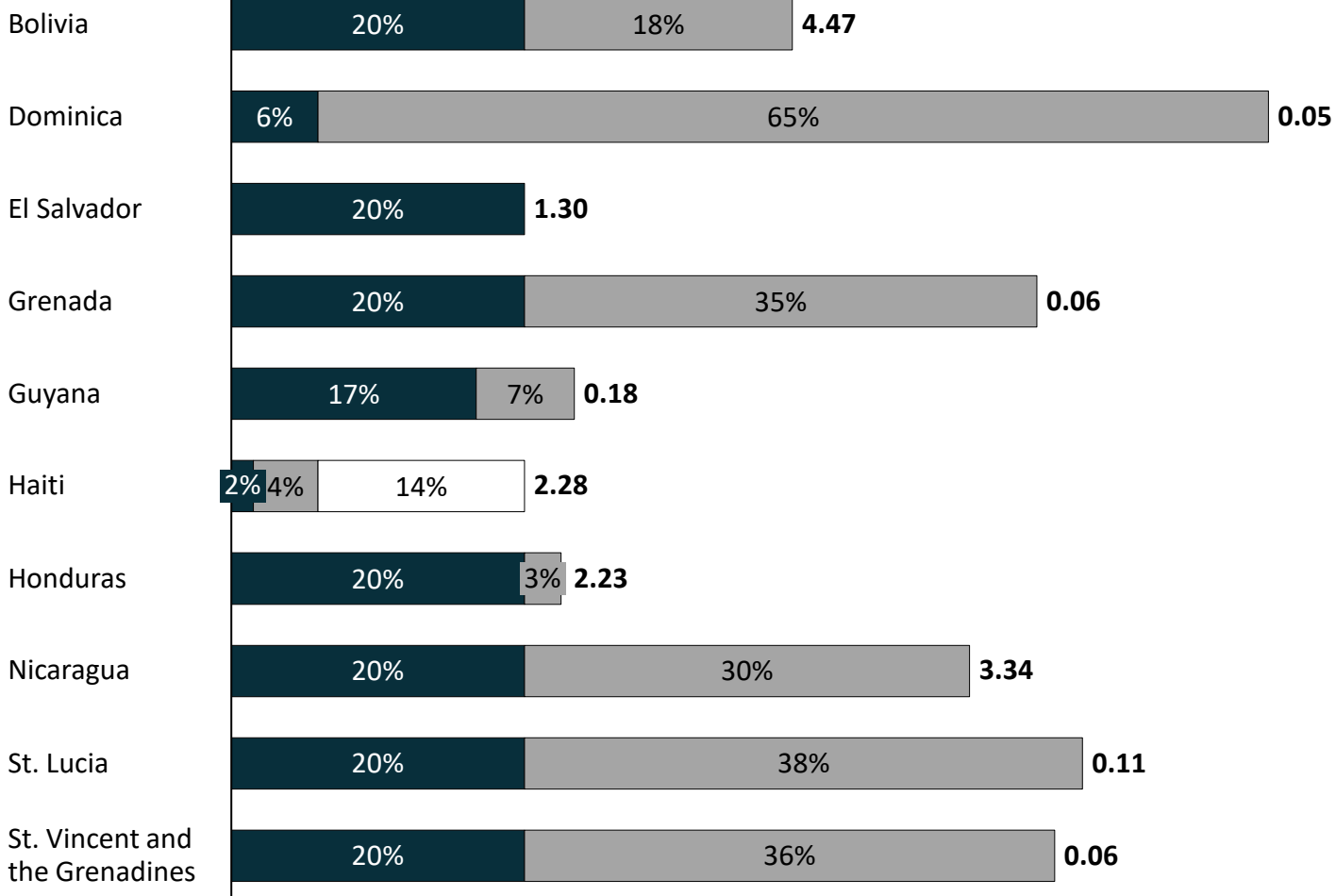
Participant

Progress towards 20% population target delivery target

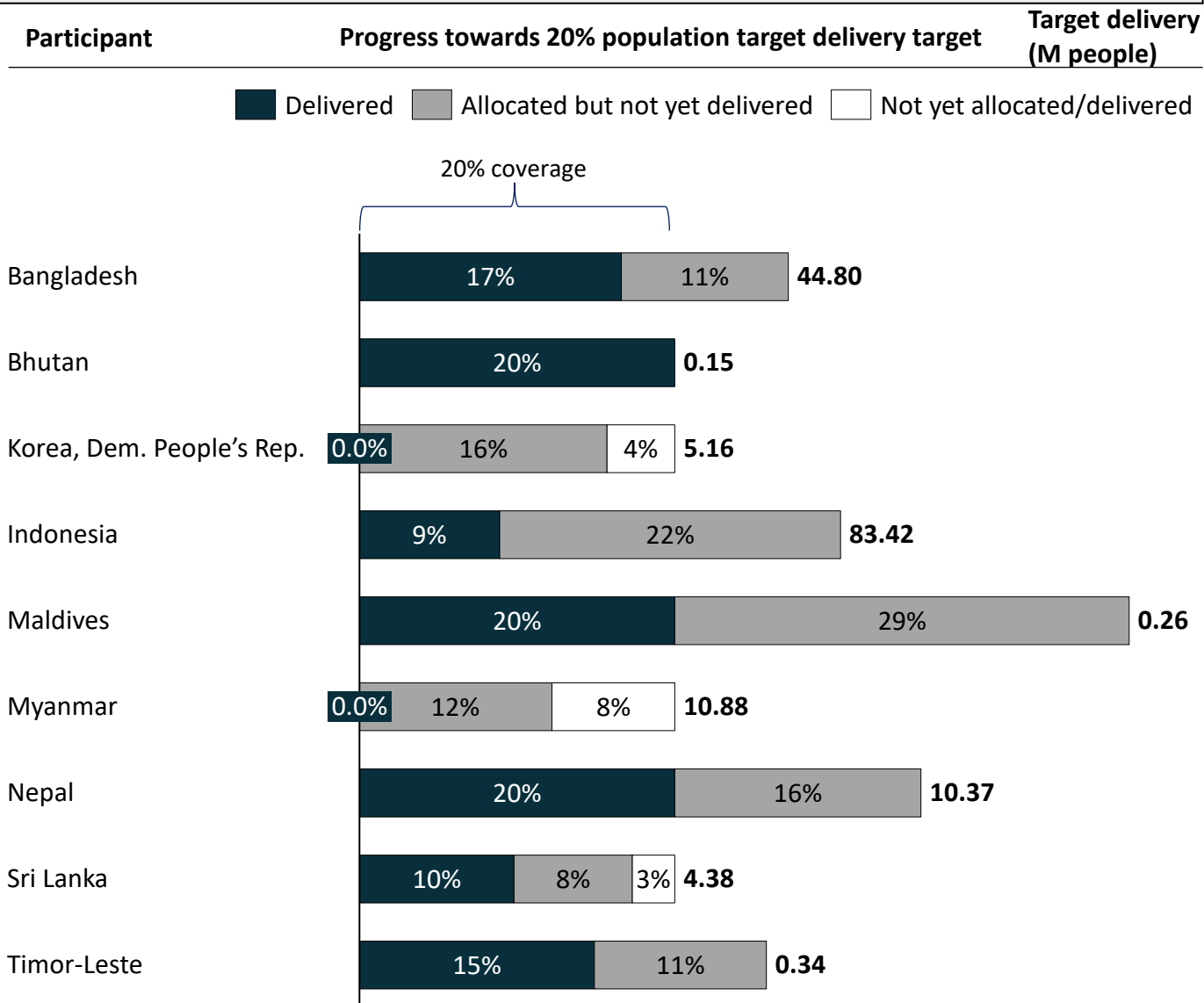
Target delivery  
(M people)

Delivered
  Allocated but not yet delivered
  Not yet allocated/delivered

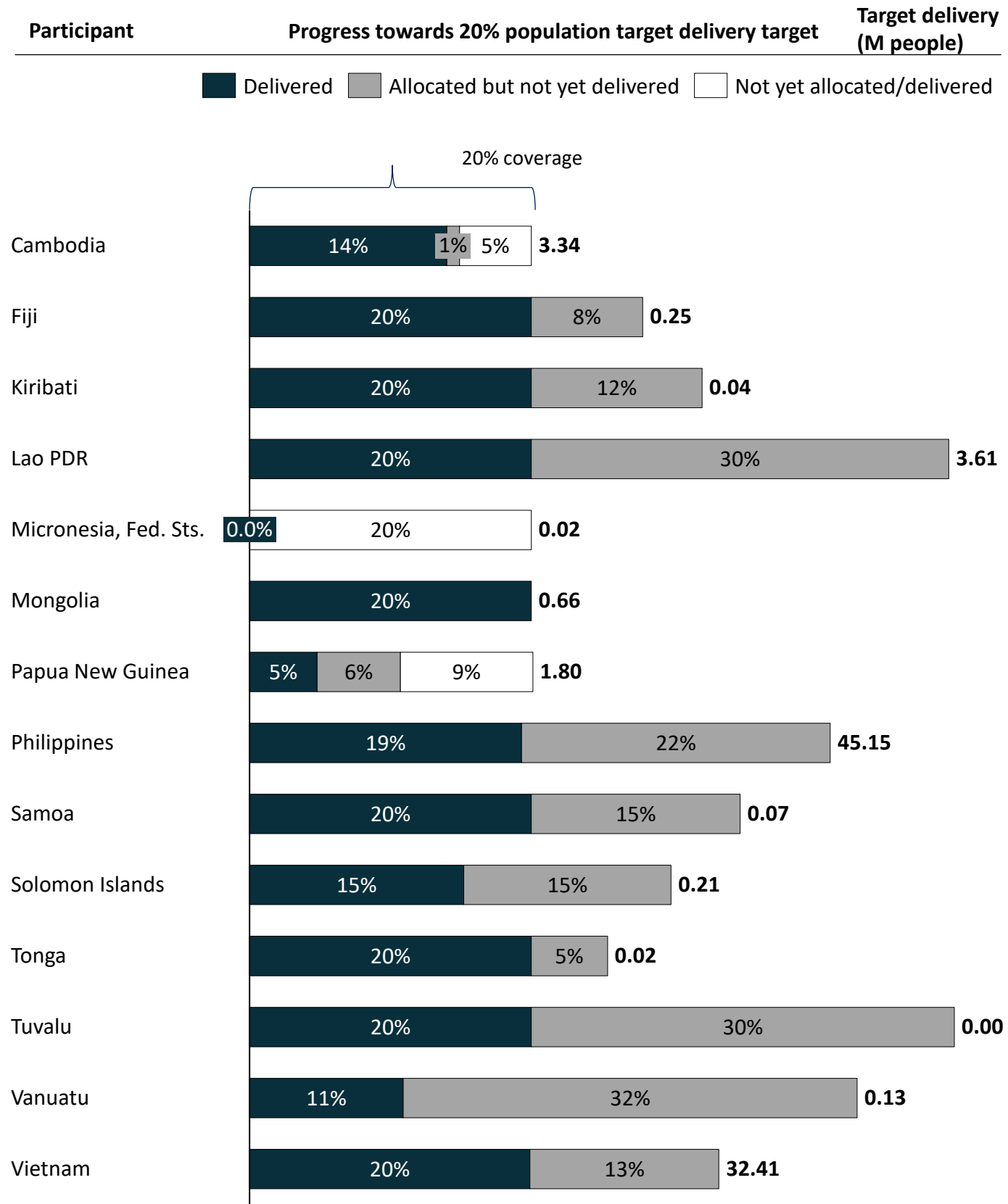
20% coverage



# SEARO region: participant-specific progress towards COVAX delivery target



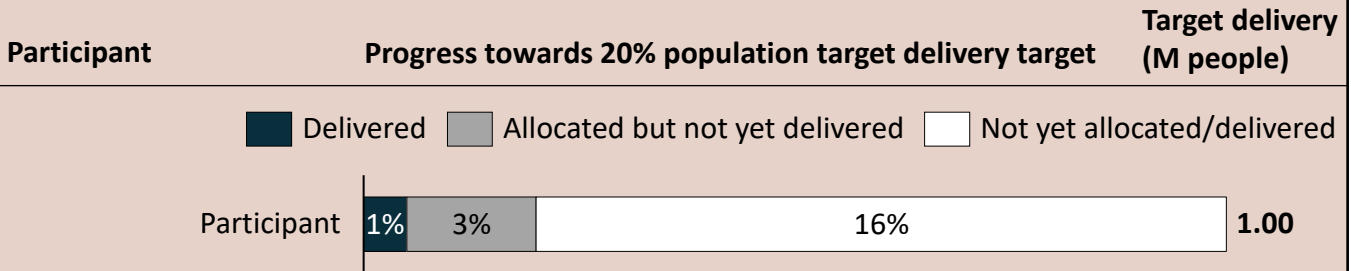
# WPRO region: participant-specific progress towards COVAX delivery target



## Participant-specific progress towards COVAX delivery target (as of 14 December 2021)

- On the following pages you will find a breakdown by participant, grouped by WHO region, of progress in terms of COVID-19 vaccine deliveries, allocated vaccines, and the remaining gap towards the 20% delivery target (or for SFPs, their requested target) – *as illustrated by this example*

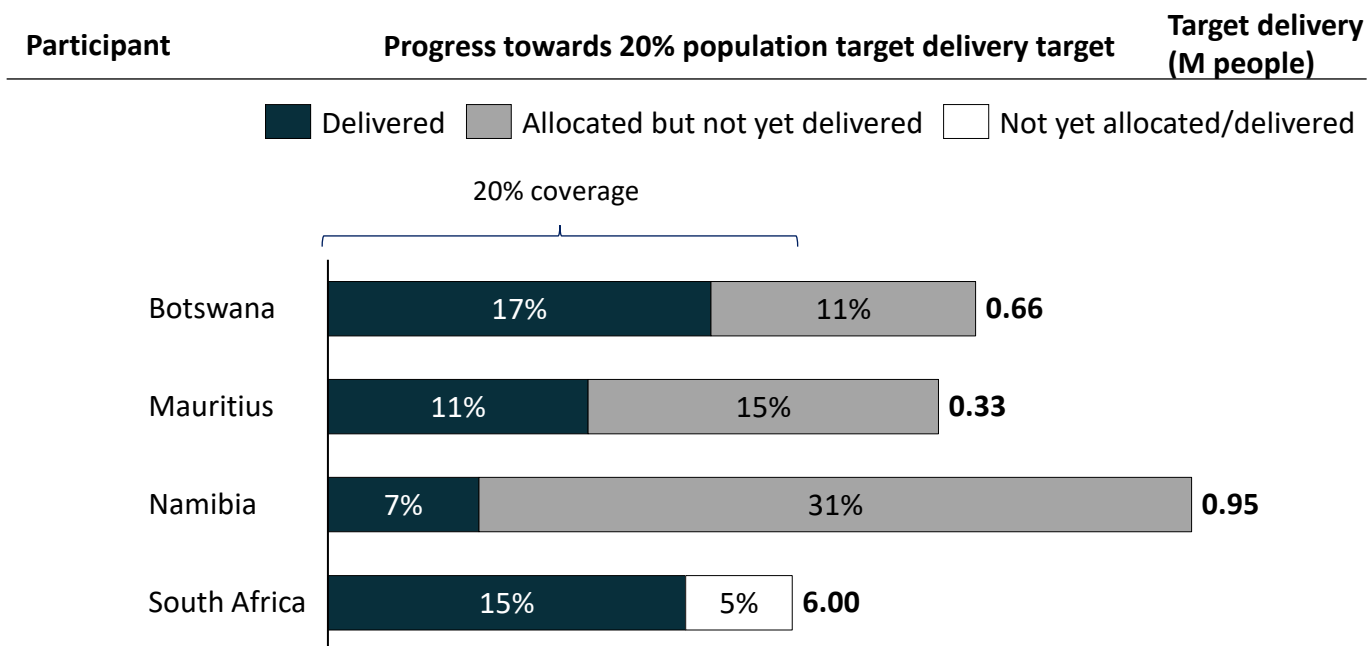
### Example of information available



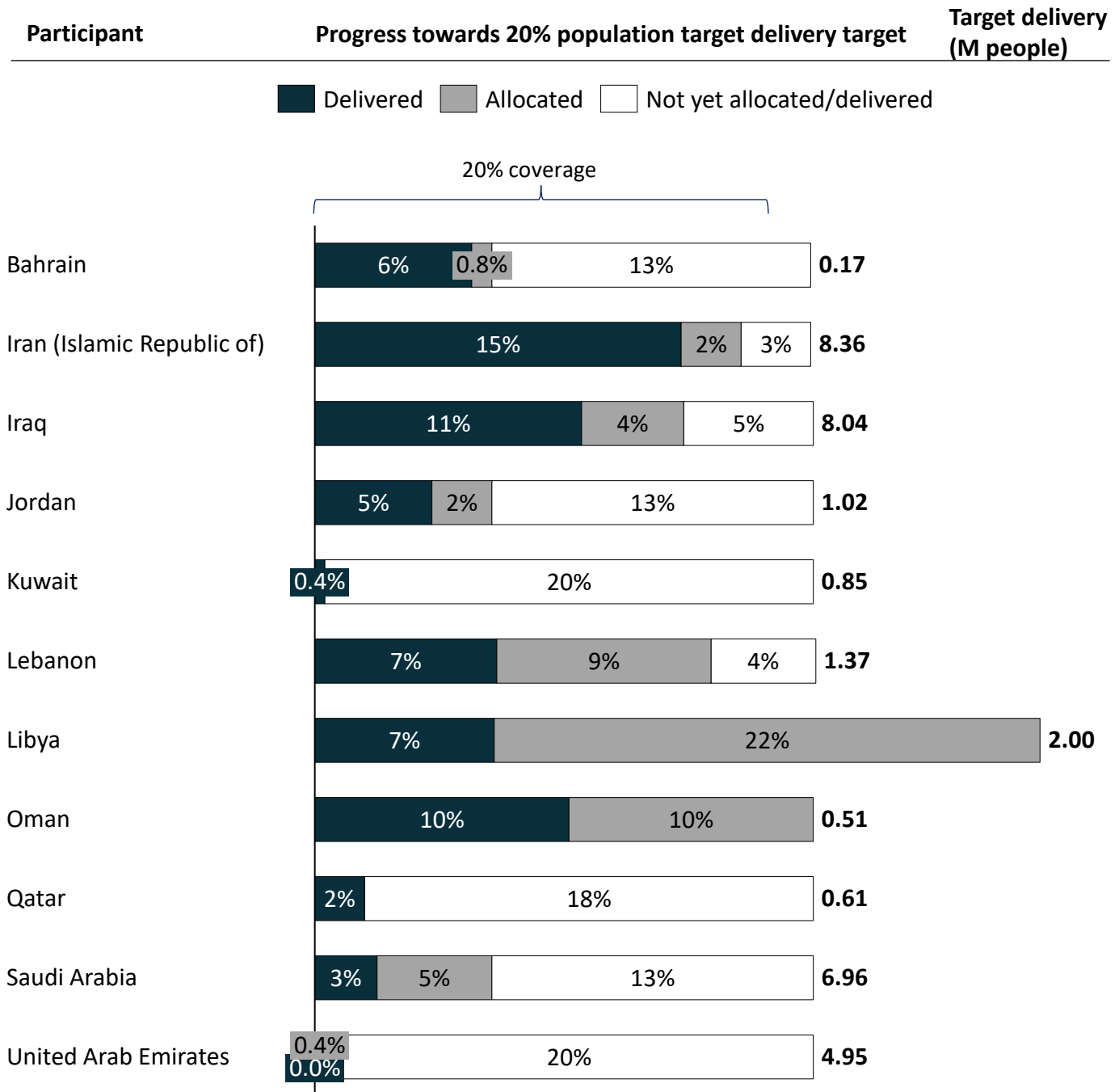
### Caveats:

- Small states (e.g., those with target populations under 200,000 individuals) may have received and been allocated proportionally higher numbers of vaccines due to minimum delivery requirements for shipments
- The denominator (target population to vaccinate) is calculated by taken 20% of the World Bank population (or for SFPs, their requested target) for the given participant. It is recognized that slight variations to these population sizes may be recognized by individual participants and may have been agreed with the Joint Allocation Committee to feed into allocation decisions – this presentation of data does not override other agreements

# AFRO region : participant-specific progress towards COVAX delivery target

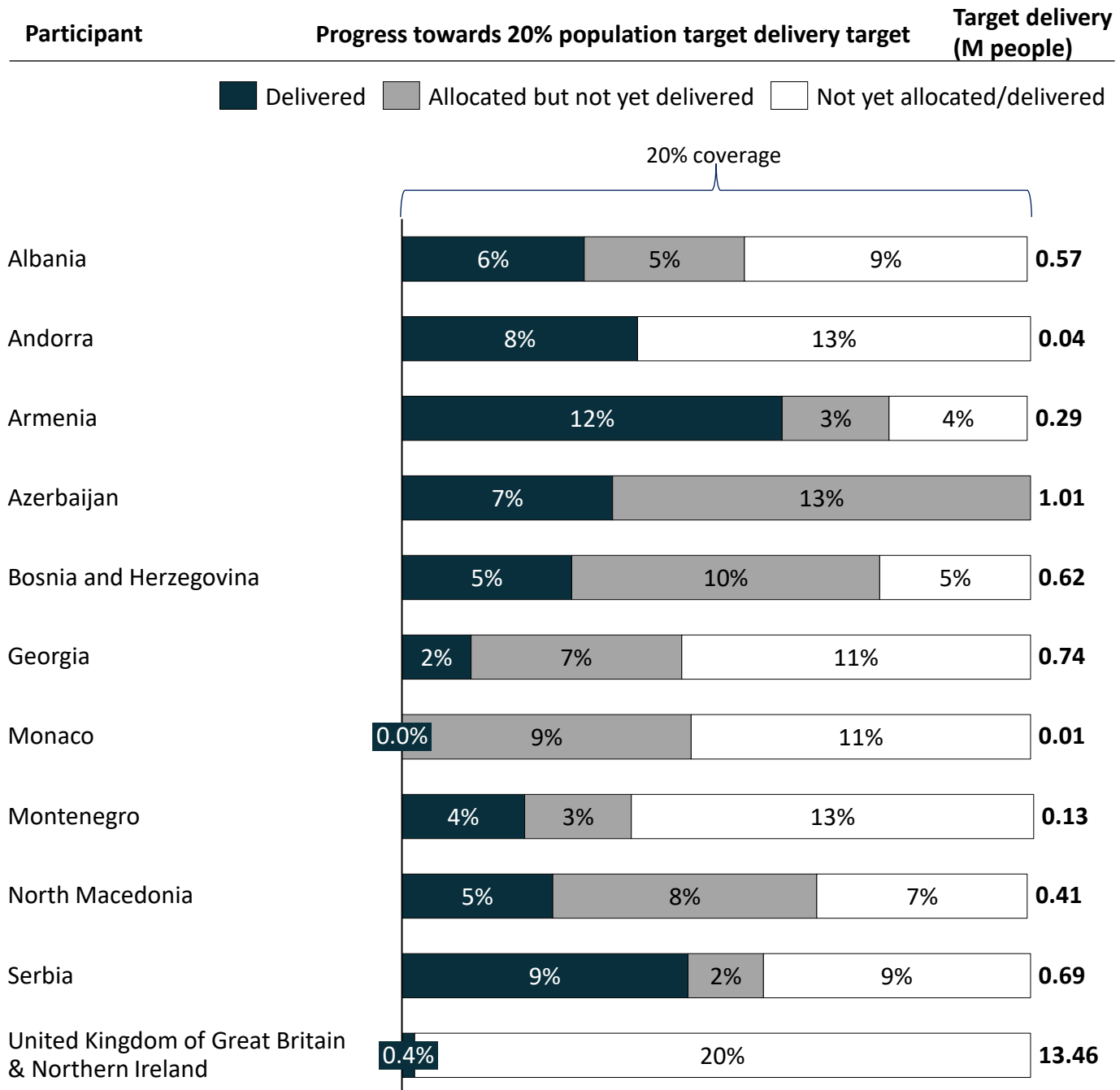


# EMRO region: participant-specific progress towards COVAX delivery target

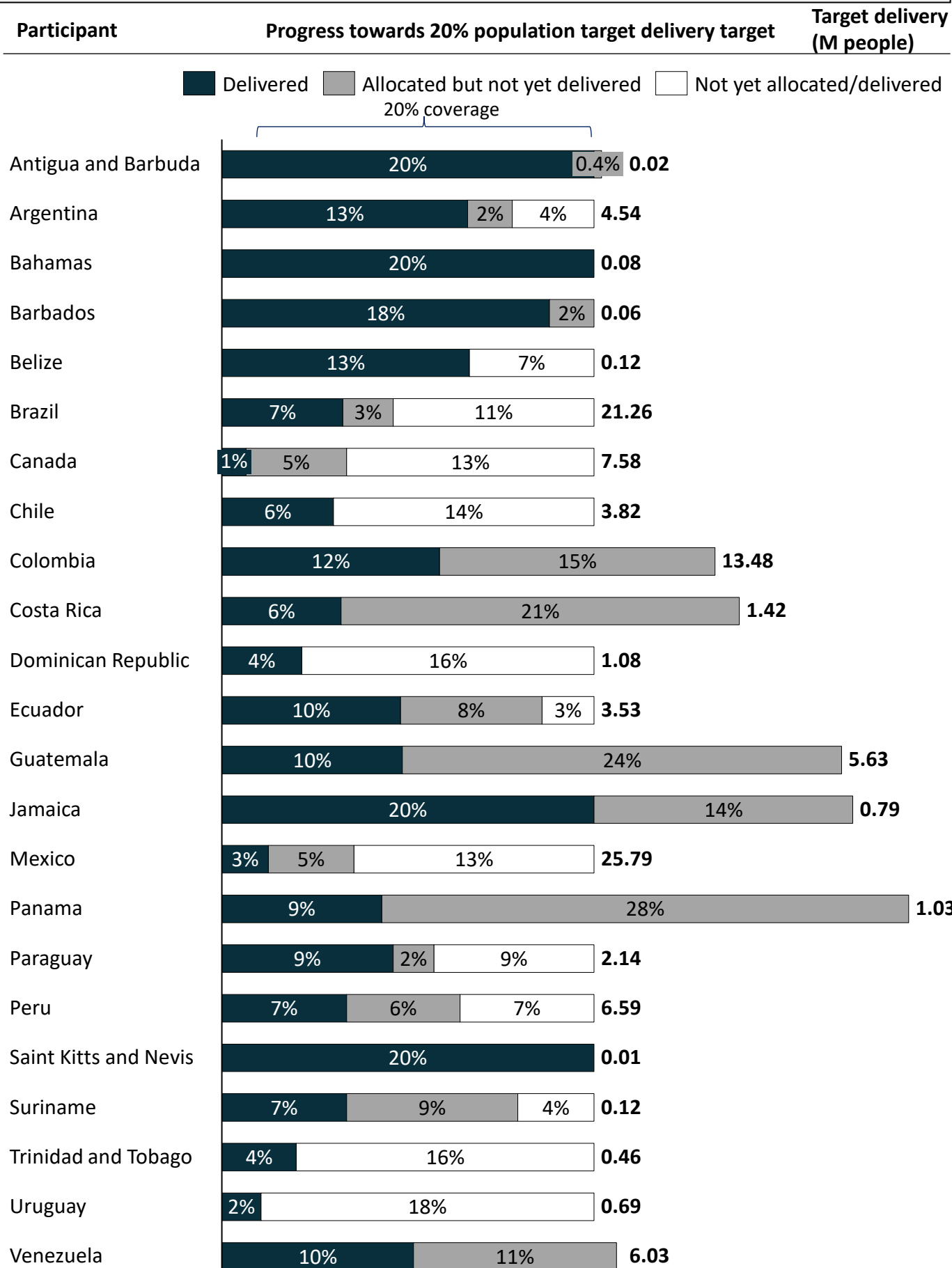




# EURO region: participant-specific progress towards COVAX delivery target



# PAHO region: participant-specific progress towards COVAX delivery target



# WPRO region: participant-specific progress towards COVAX delivery target

