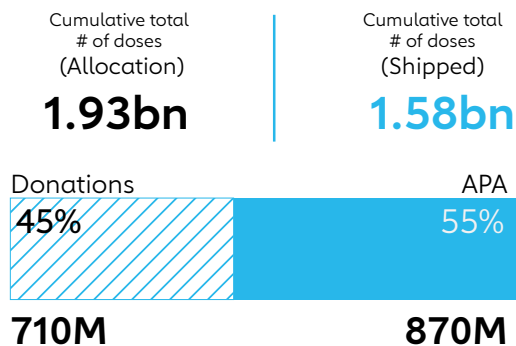


COVAX DATA BRIEF

July 26, 2022



ALLOCATIONS & DELIVERIES



Cumulative total, to date (21/07/2022)

Vaccine Products	Allocation*	Shipped
Pfizer-BioNTech	687m	461m
AstraZeneca	291m	288m
J&J	258m	223m
Covishield (SII/AZ)	185m	185m
Moderna	196m	184m
Sinovac	133m	118m
Sinopharm	116m	113m
Pfizer-BioNTech Pediatric	58m	7.7m
Novavax	2.8m	0.5m

* Allocation after any adjustment

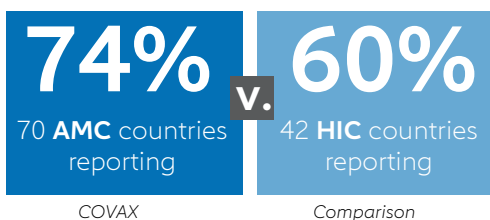
COVERAGE

Complete primary series, all sources, as of July 19, 2022

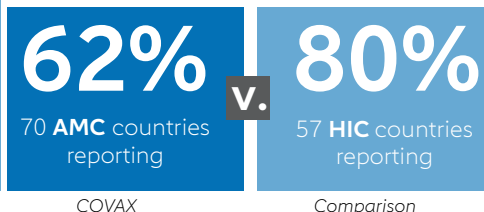
RESOURCE: [Steps from Allocation to Arrival](#)

HIGH-RISK

Healthcare workers



Older adults



AMC92

Complete primary series

49%

92 AMC countries reporting

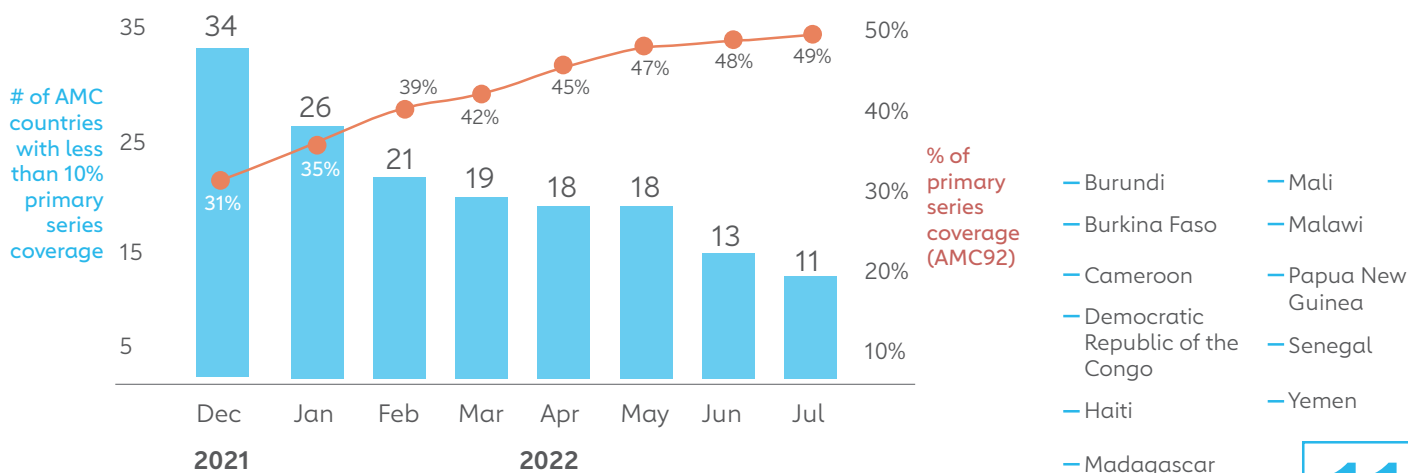
Booster

79%

of AMC participants started booster programmes

AMC countries below 10% full coverage

July 19, 2022



RESOURCE: [List of countries targeted for support by the Joint COVID-19 Vaccine Delivery Partnership](#)

11
countries

COVAX DATA BRIEF

July 26, 2022



COVERAGE (CONT.)

Cumulative for all sources as of July 19, 2022 and for COVAX deliveries as of July 21, 2022.

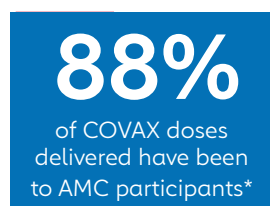
ALL SOURCES					
	% coverage (1 dose)	% coverage (2 doses)	% coverage (booster)	No. (%) of countries at 20% coverage (1 dose)	No. (%) of countries at 20% coverage (2 doses)
Global	68%	62%		202 (86%)	194 (83%)
AMC92	56%	49%	9%*	67 (73%)	62 (67%)
UMICs	80%	75%		54 (96%)	51 (91%)
HICs	81%	75%		68 (96%)	68 (96%)
AMC91	46%	39%		66 (73%)	61 (67%)
LICs	20%	17%		10 (37%)	8 (30%)
LMICs	63%	56%		47 (85%)	44 (80%)

COVAX DELIVERIES		
% supply-based coverage (2 doses)	No. (%) of countries at 20% coverage (2 doses)	% of deliveries from COVAX
25%	53 (62%)	43%
19%	13 (48%)	76%
18%	29 (58%)	39%*

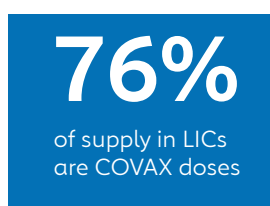
*calculating booster coverage at the aggregate level only includes those AMC countries in the denominator that are currently reporting booster dose administration. There are 73 AMC countries reporting booster uptake as of this reporting period.

* This percentage for LMICs excludes India. The % of deliveries from COVAX is reported from July 21, 2022. Supply-based coverage (i.e. if all doses used for 2 dose coverage, how many fully vaccinated). AMC91 excludes India

COVAX supply

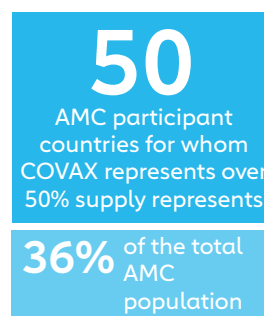


Last update July 21, 2022

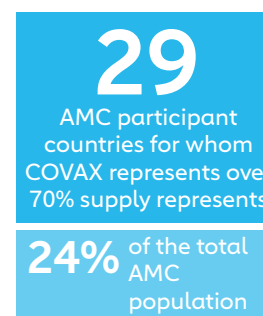


Last update July 21, 2022

*Using current AMC participants (89) as a denominator / excluding Burundi, Eritrea and Marshall Islands who are eligible but have not joined



Last update July 21, 2022



Last update July 21, 2022

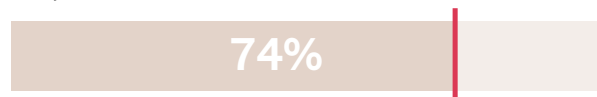
ADMINISTRATION – AMC countries, all sources

Cumulative as of July 19, 2022

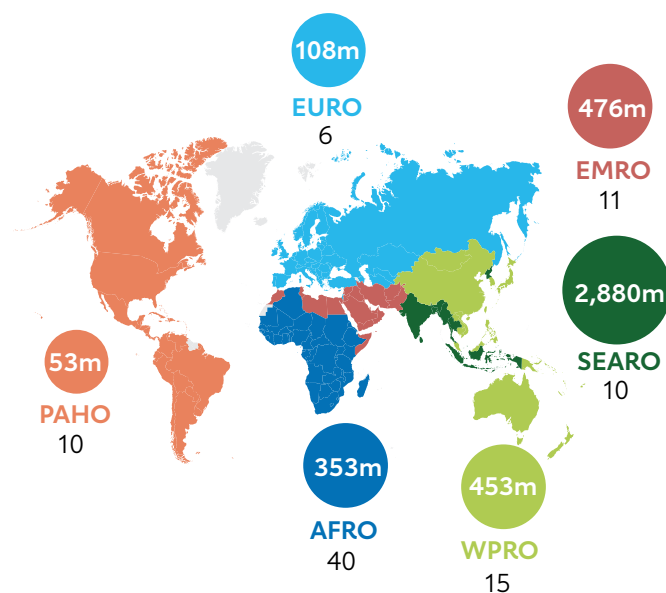
Total doses administered*

4.32bn

Percentage of delivered doses utilised (July 21, 2022)



Percentage above is the median among AMCs. Note, given in-country stock and expected wastage, utilisation rate is unlikely to ever reach 100%.



XXm — Total doses administered
XXXX — WHO Region
XX — # of AMC countries per region

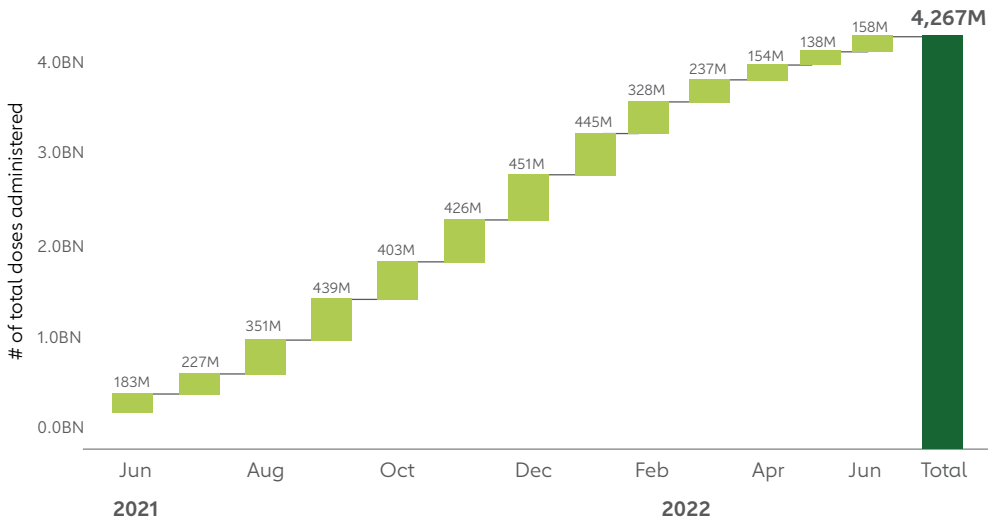
COVAX DATA BRIEF

July 26, 2022



ABSORPTION- AMC countries, all sources

Median average 4-wk daily vaccination rate (% pop/day) as of July 21, 2022



COVAX DELIVERY SUPPORT

COVID funds committed by Gavi*

USD 884M

July 20, 2022

83

No. of countries that have received CDS/delivery funding


July 21, 2022

Regions	# of countries
AFRO	39
EMRO	10
PAHO	10
WPRO	10
SEARO	9
EURO	5

COVAX PORTFOLIO

Status of advance purchase agreements (APAs)

Vaccine Products



Completed ■ Nearing completion ■ In progress ■

Donations

Total donations

710M

donor countries*

32

recipient countries

108

* The number of donor countries for whom shipments have been received by the recipient country

Enumeration of total doses donated may be subject to change given evolving methodology.

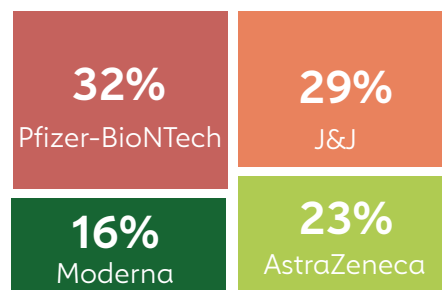
Current expiries

2%

Above-country expiries through COVAX APAs, current as % of available volumes

Donations

Donation volume, by product (July 21, 2022)



This COVAX data brief is produced by Gavi, the Vaccine Alliance's Office of the COVAX Facility, based on data from CEPI, WHO, and UNICEF. Coverage Equity graphic data source: [WHO COVID-19 Dashboard](https://www.who.int/dashboards/covid19)

COVAX

CEPI

