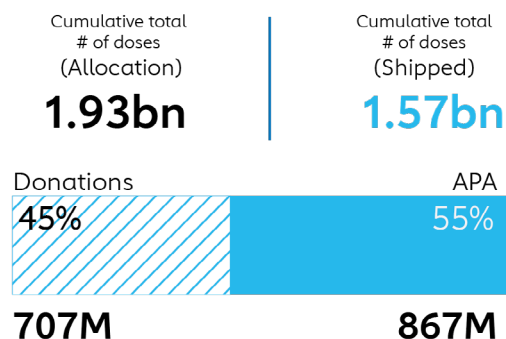


COVAX DATA BRIEF

July 12, 2022



ALLOCATIONS & DELIVERIES



Cumulative total, to date (11/07/2022)

Vaccine Products	Allocation*	Shipped
Pfizer-BioNTech	687m	460m
AstraZeneca	291m	288m
J&J	258m	223m
Covishield (SII/AZ)	186m	185m
Moderna	196m	184m
Sinovac	133m	116m
Sinopharm	117m	113m
Pfizer-BioNTech Pediatric	60m	52m
Novavax	2.8m	0

* Allocation after any adjustment

[LINK TO RESOURCES: Steps from Allocation to Arrival](#)

DONATIONS

Total donations shipped to date

678M

donor countries*

32

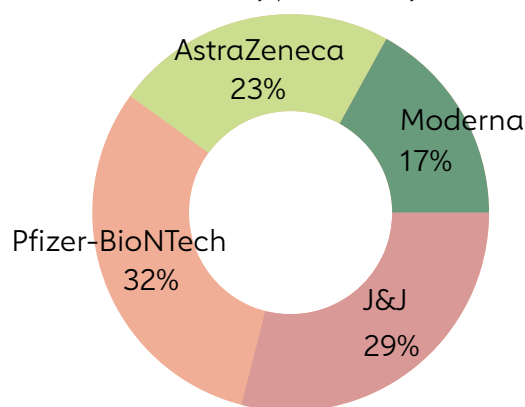
* The number of donor countries for whom shipments have been received by the recipient country

recipient countries

108

Enumeration of total doses donated may be subject to change given evolving methodology.

Donation volume, by product (July 11, 2022)



COVERAGE RATES

Cumulative for all sources as of July 3, 2022 and for COVAX deliveries as of July 11, 2022

ALL SOURCES

	% coverage (1 dose)	% coverage (2 doses)	No. (%) of countries at 20% coverage (1 dose)	No. (%) of countries at 20% coverage (2 doses)
Global	67%	61%	201 (86%)	193 (82%)
AMC92	55%	48%	67 (73%)	61 (66%)
UMICs	79%	75%	53 (95%)	51 (91%)
HICs	80%	75%	68 (96%)	68 (96%)
AMC91	45%	38%	66 (73%)	60 (66%)
LICs	20%	16%	10 (37%)	8 (30%)
LMICs	63%	55%	47 (85%)	43 (78%)

Booster coverage, AMC only

9%

*calculating booster coverage at the aggregate level only includes those AMC countries in the denominator that are currently reporting booster dose administration. There are 69 AMC countries reporting booster uptake as of this reporting period.

COVAX DELIVERIES

% supply-based coverage (2 doses)	No. (%) of countries at 20% coverage (2 doses)	% of deliveries from COVAX
25%	52 (60%)	44%
19%	13 (48%)	79%
18%	29 (58%)	40%*

* This percentage for LMICs excludes India. The % of deliveries from COVAX is reported from July 4, 2022. Supply-based coverage (i.e. if all doses used for 2 dose coverage, how many fully vaccinated)

COVAX DATA BRIEF

July 12, 2022

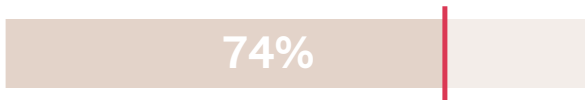


ADMINISTRATION RATES – AMC countries, all sources

Cumulative as of July 3, 2022

Total doses administered*
4.22bn

Percent of delivered vaccine courses in AMCs have been utilised (July 8, 2022)



X% is the median among AMCs. Note, given in-country stock and expected wastage, utilisation rate is unlikely to ever reach 100%

WHO Regions	Total doses administered	# of AMC countries per region
AFRO	339m	40
PAHO	52m	10
EMRO	473m	11
EURO	108m	6
SEARO	2.80bn	10
WPRO	444m	15

AMC-SPECIFIC DATA

89%

of COVAX doses delivered have been to AMC participants*

Last update July 11, 2022

50

AMC participants for whom COVAX represents over 50% supply

Last update July 4, 2022

31

AMC participants for whom COVAX represents over 70% supply

Last update July 4, 2022

*Using current AMC participants (89) as a denominator / excluding Burundi, Eritrea and Marshall Islands who are eligible but have not joined

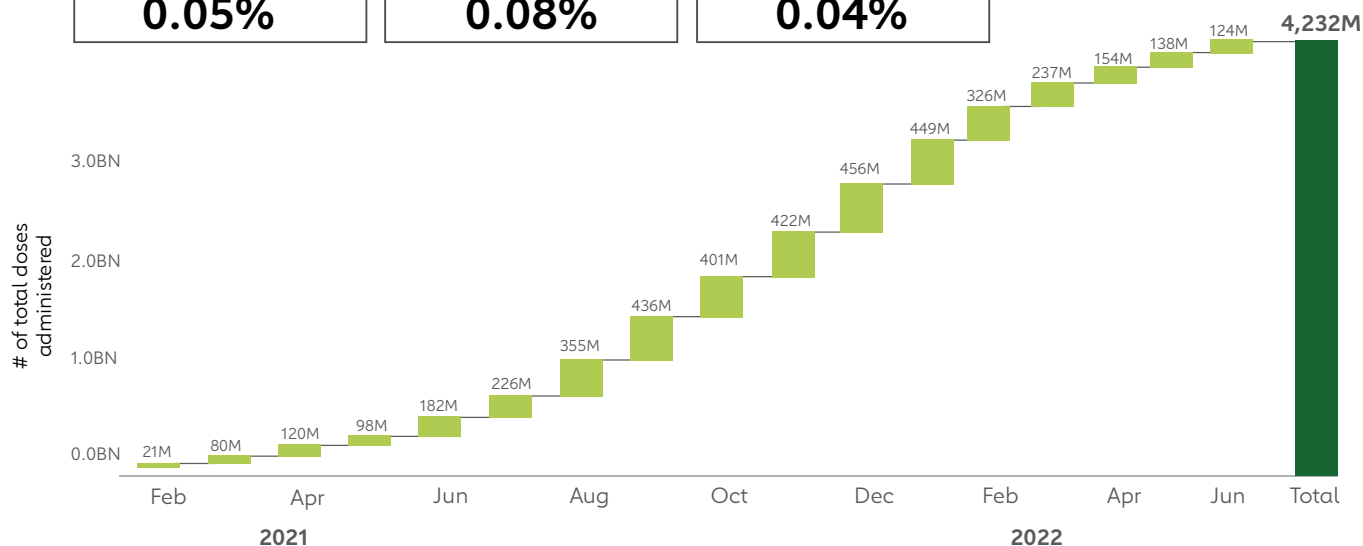
ABSORPTION– AMC countries, all sources

Median average 4-wk daily vaccination rate (% pop/day) as of July 8, 2022

Median absorption rate, all AMC
0.05%

Median absorption rate, LMICs
0.08%

Median absorption rate, LICs
0.04%



COVAX DATA BRIEF

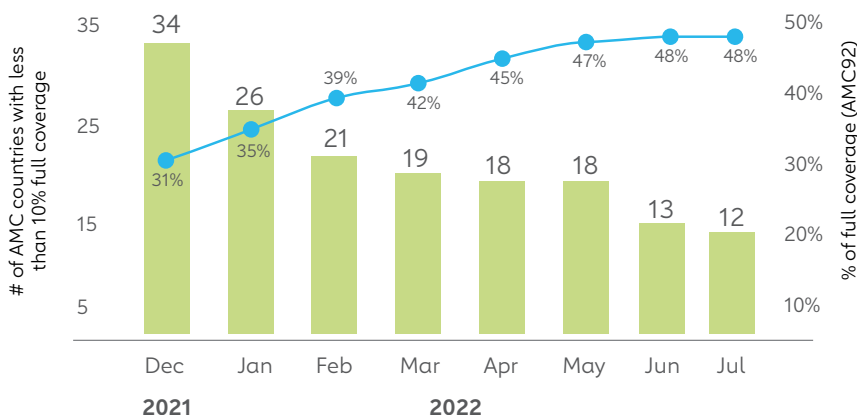
July 12, 2022



AMC - LOW COVERAGE

AMC countries below 10% full coverage

July 3, 2022



AMC countries with less than 10% coverage

- Burundi
- Burkina Faso
- Cameroon
- Democratic Republic of the Congo
- Haiti
- Madagascar
- Mali
- Malawi
- Papua New Guinea
- Senegal
- United Republic of Tanzania
- Yemen

COVAX DELIVERY SUPPORT

COVID funds committed by Gavi:

USD 744M

June 24, 2022

USD 531M direct to countries
USD 213M channeled via partners including WHO and UNICEF

COVAX funding channelled through Gavi to governments and partners, including financial grants to countries, cold chain equipment and ultra cold chain, technical assistance, and support for management capacity enhancement, scale up, and demand generation and confidence activities.

83

No. of countries that have received CDS/delivery funding

June 27, 2022

Regions	# of countries
AFRO	39
EMRO	10
PAHO	10
WPRO	10
SEARO	9
EURO	5

HIGH-RISK COVERAGE

July 8, 2022

Healthcare workers

75%

68 AMC countries reporting

Older adults

62%

67 AMC countries reporting

LINK TO RESOURCES: [List of countries targeted for support by the Joint COVID-19 Vaccine Delivery Partnership](#)

This COVAX data brief is produced by Gavi, the Vaccine Alliance's Office of the COVAX Facility, based on data from CEPI, WHO, and UNICEF. Coverage Equity graphic data source: [WHO COVID-19 Dashboard](#)

COVAX

CEPI

