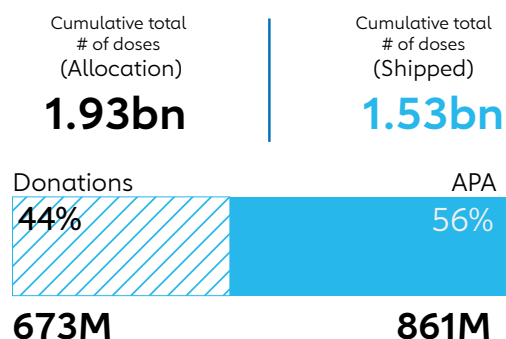


COVAX DATA BRIEF

June 16, 2022



ALLOCATIONS & DELIVERIES



Cumulative total, to date (16/06/2022)

Vaccine Products	Allocation*	Shipped
Pfizer-BioNTech	719m	443m
AstraZeneca	292m	287m
Moderna	198m	183m
Covishield (SII/AZ)	186m	185m
J&J	265m	208m
Sinovac	133m	115m
Sinopharm	117m	113m
Novavax	2.3m	0

* Allocation after any adjustment

[LINK TO RESOURCES: Steps from Allocation to Arrival](#)

DONATIONS

Total donations shipped to date

673M

donor countries*

32

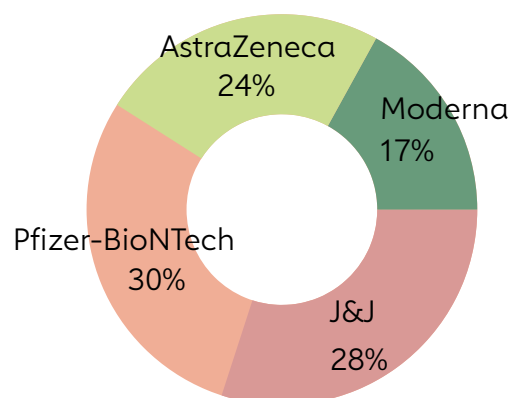
* The number of donor countries for whom shipments have been received by the recipient country

recipient countries

108

Enumeration of total doses donated may be subject to change given evolving methodology.

Donation volume, by product (June 16, 2022)



COVERAGE RATES

Cumulative for all sources as of June 7, 2022 and for COVAX deliveries as of June 16, 2022

ALL SOURCES

	% coverage (1 dose)	% coverage (2 doses)	% coverage (booster)	No. (%) of countries at 20% coverage (1 dose)	No. (%) of countries at 20% coverage (2 doses)
Global	67%	61%		200 (85%)	191 (82%)
AMC92	54%	47%	7%	66 (72%)	59 (64%)
UMICs	79%	75%		53 (95%)	51 (91%)
HICs	80%	74%		68 (96%)	68 (96%)
AMC91	44%	37%		65 (71%)	58 (64%)
LICs	17%	14%		10 (37%)	6 (22%)
LMICs	62%	54%		46 (84%)	43 (78%)

COVAX DELIVERIES

% supply-based coverage (2 doses)	No. (%) of countries at 20% coverage (2 doses)	% of deliveries from COVAX
24%	51 (59%)	41%
18%	13 (48%)	80%
17%	28 (56%)	36%*

Supply-based coverage (i.e. if all doses used for 2 dose coverage, how many fully vaccinated) AMC91 excludes India

* This percentage for LMICs excludes India. The % of deliveries from COVAX is reported from June 9, 2022.

COVAX DATA BRIEF

June 16, 2022



ADMINISTRATION RATES – AMC countries, all sources

Cumulative as of June 7, 2022

Total doses administered*

4.13bn

Percent of delivered vaccine courses in AMCs have been utilised (June 14, 2022)

75%

X% is the median among AMCs. Note, given in-country stock and expected wastage, utilisation rate is unlikely to ever reach 100%

WHO Regions	Total doses administered	# of AMC countries per region
AFRO	306m	40
PAHO	51m	10
EMRO	440m	11
EURO	103m	6
SEARO	2.80bn	10
WPRO	433m	15

AMC-SPECIFIC DATA

89%

of COVAX doses delivered have been to AMC participants
Last update June 16, 2022

50%

AMC participants for whom COVAX represents over 50% supply*
Last update June 9, 2022

33%

AMC participants for whom COVAX represents over 70% supply
Last update June 9, 2022

*Using current AMC participants (89) as a denominator / excluding Burundi, Eritrea and Marshall Islands who are eligible but have not joined

ABSORPTION– AMC countries, all sources

Median average 4-wk daily vaccination rate (% pop/day) as of June 14, 2022

Median absorption rate, all AMC

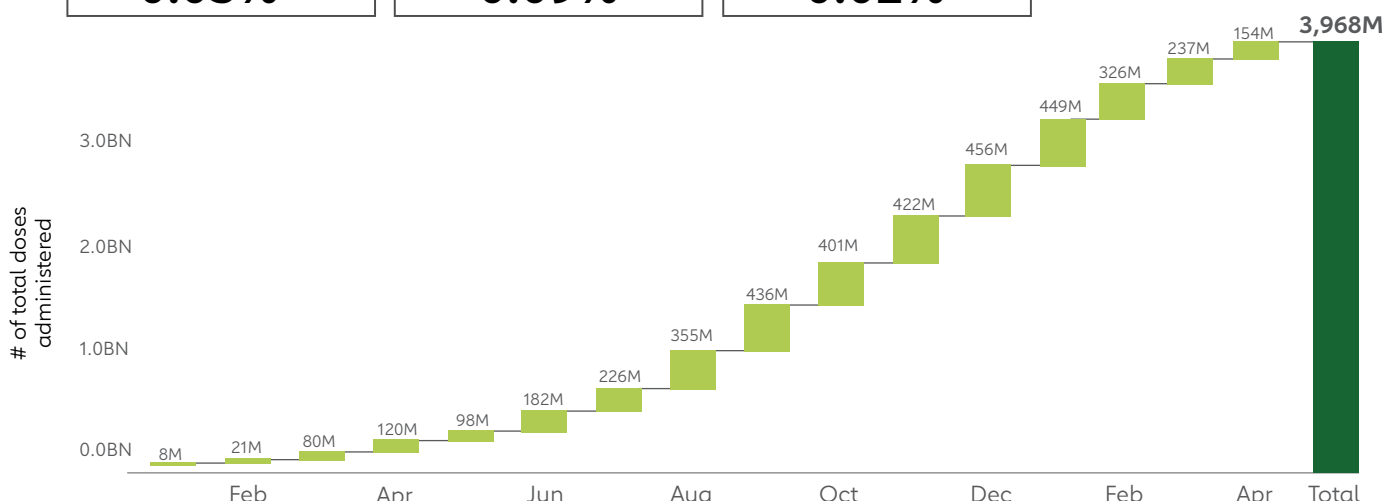
0.03%

Median absorption rate, LMICs

0.09%

Median absorption rate, LICs

0.02%



COVAX DATA BRIEF

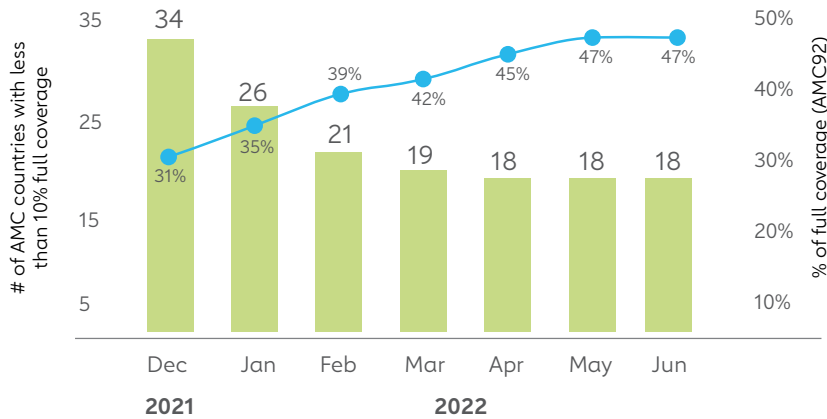
June 16, 2022



AMC - LOW COVERAGE

AMC countries below 10% full coverage

June 7, 2022



AMC countries with less than 10% coverage

Burundi	Nigeria
Burkina Faso	Papua New Guinea
Cameroon	Sudan
Democratic Republic of the Congo	Senegal
Haiti	Somalia
Madagascar	South Sudan
Mali	Syrian Arab Republic
Malawi	United Republic of Tanzania
Niger	Yemen

COVAX DELIVERY SUPPORT

COVID funds committed by Gavi:

USD 636M

June 7, 2022

USD 334M direct to countries
USD 175M channeled via partners including WHO and UNICEF

COVAX funding channelled through Gavi to governments and partners, including financial grants to countries, cold chain equipment and ultra cold chain, technical assistance, and support for management capacity enhancement, scale up, and demand generation and confidence activities.

82

No. of countries that have received CDS/delivery funding

Regions	# of countries
AFRO	38
EMRO	10
PAHO	10
WPRO	10
SEARO	9
EURO	5

HIGH-RISK COVERAGE

June 9, 2022

Healthcare workers

75%

70 AMC countries reporting

Older adults

60%

65 AMC countries reporting

LINK TO RESOURCES: [List of countries targeted for support by the Joint COVID-19 Vaccine Delivery Partnership](#)

This COVAX data brief is produced by Gavi, the Vaccine Alliance's Office of the COVAX Facility, based on data from CEPI, WHO, and UNICEF. Coverage Equity graphic data source: [WHO COVID-19 Dashboard](#)

COVAX

CEPI



unicef

