

COVAX DATA BRIEF

May 10, 2022



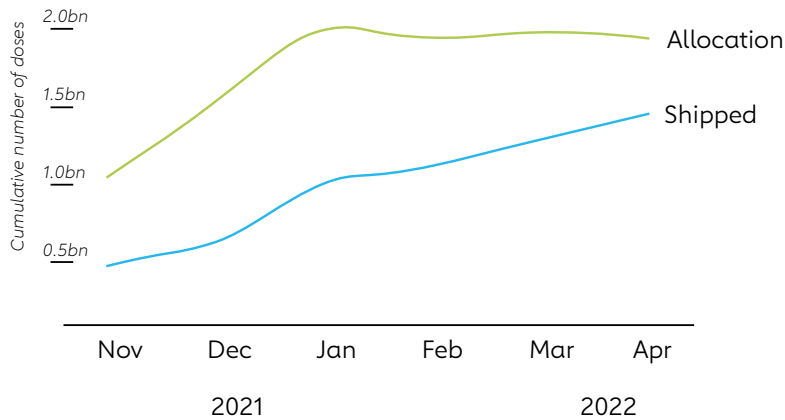
ALLOCATIONS & DELIVERIES

Cumulative total # of doses (Allocation)

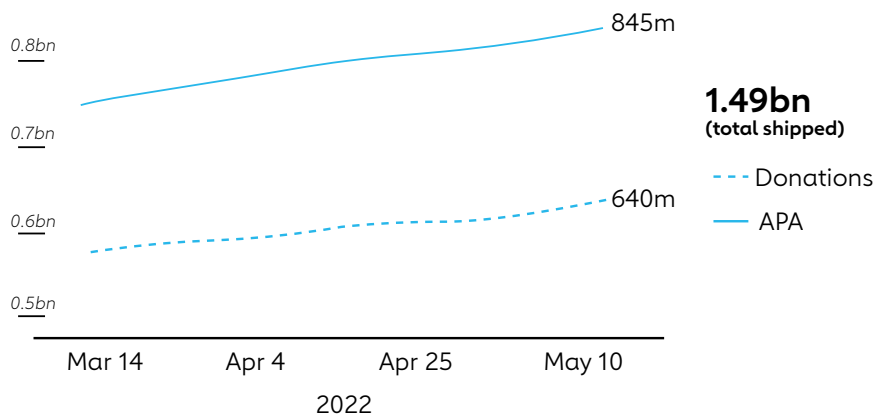
1.85bn

Cumulative total # of doses (Shipped)

1.49bn



Cumulative total shipped, donations v. advance purchase agreements (APA)



Cumulative total, to date (10/05/2022)

| Vaccine Products | Allocation | Shipped |
|---------------------|------------|---------|
| Pfizer-BioNTech | 674m | 432m |
| AstraZeneca | 292m | 287m |
| Moderna | 206m | 183m |
| Covishield (SII/AZ) | 183m | 183m |
| J&J | 245m | 173m |
| Sinovac | 133m | 115m |
| Sinopharm | 117m | 113m |
| Covavax | 1.9m | 0 |
| Novavax | 2.3m | 0 |

AMC-SPECIFIC DATA

88%

of COVAX doses delivered have been to AMC participants
Last update May 10, 2022

50%

AMC participants for whom COVAX represents over 50% supply*
Last update May 4, 2022

34%

AMC participants for whom COVAX represents over 70% supply
Last update May 4, 2022

*Using current AMC participants (89) as a denominator / excluding Burundi, Eritrea and Marshall Islands who are eligible but have not joined

[LINK TO RESOURCES: Steps from Allocation to Arrival](#)

DONATIONS

Donation volume, by product (May 10, 2022)

| | |
|-----------------|-----|
| Moderna | 18% |
| J&J | 26% |
| AstraZeneca | 25% |
| Pfizer-BioNTech | 31% |

Total donations shipped to date

640M

donor countries*

31

recipient countries

107

Enumeration of total doses donated may be subject to change given evolving methodology.

* The number of donor countries for whom shipments have been received by the recipient country

COVAX DATA BRIEF

May 10, 2022



COVERAGE RATES

Cumulative for all sources as of May 5, 2022 and for COVAX deliveries as of May 10, 2022

ALL SOURCES

| | % coverage (1 dose) | % coverage (2 doses) | No. (%) of countries at 20% coverage (1 dose) | No. (%) of countries at 20% coverage (2 doses) |
|-------|---------------------|----------------------|---|--|
| AMC91 | 43% | 36% | 64 (70%) | 55 (60%) |
| LICs | 17% | 13% | 10 (37%) | 5 (19%) |
| LMICs | 61% | 52% | 45 (82%) | 41 (75%) |
| UMICs | 78% | 74% | 53 (95%) | 51 (91%) |
| HICs | 81% | 74% | 68 (96%) | 68 (96%) |

COVAX DELIVERIES

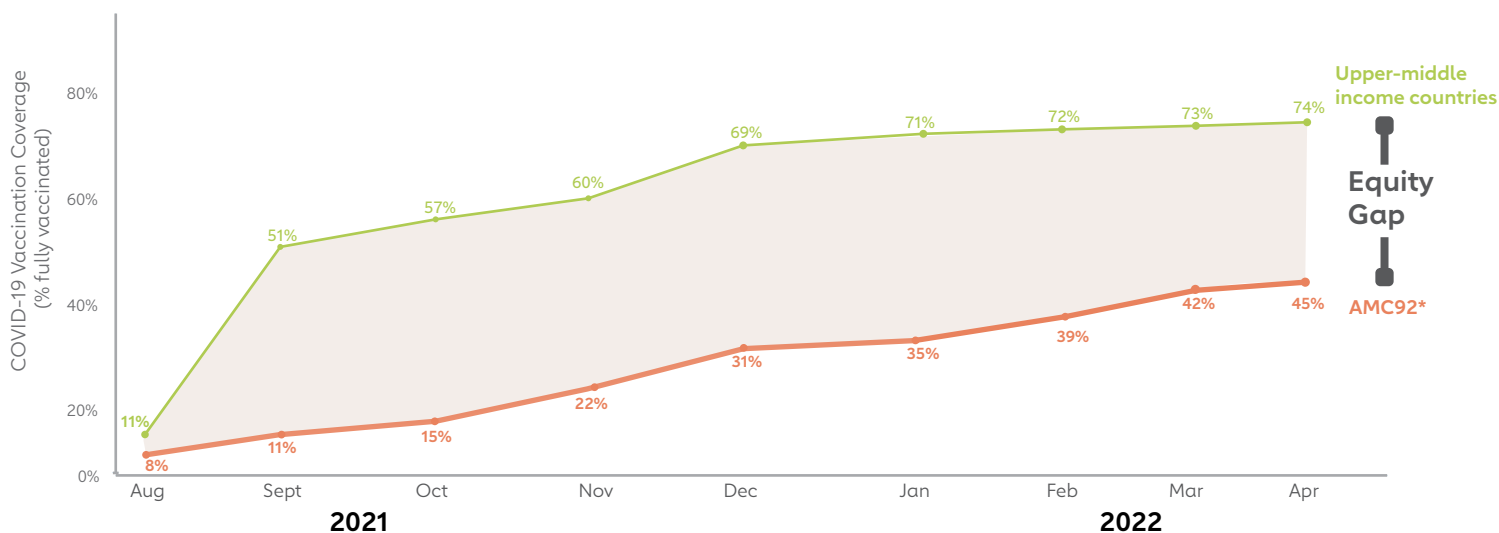
| % supply-based coverage (2 doses) | No. (%) of countries at 20% coverage (2 doses) | % of deliveries from COVAX |
|-----------------------------------|--|----------------------------|
| 23% | 45 (52%) | 41% |
| 16% | 8 (30%) | 80% |
| 17% | 27 (54%) | 37%* |

Supply-based coverage (i.e. if all doses used for 2 dose coverage, how many fully vaccinated) AMC91 excludes India

* This percentage for LMICs excludes India. The % of deliveries from COVAX is reported from May 4, 2022.

COVERAGE RATES, EQUITY GAP

Updated as of May 5, 2022



*AMC92 represents coverage in the 92 countries and territories supported by the Gavi COVAX Advance Market Commitment (AMC)

ADMINISTRATION RATES – AMC countries, all sources

Cumulative as of May 5, 2022

Total doses administered*

3.97bn

Median percent of delivered vaccine courses in AMC participants administered (May 10, 2022)

75%

*Courses administered refers to product utilisation - accounting for doses that currently remain unadministered due to long-term planning (that will be administered in the future), as well as wastage rates.

| WHO Regions | Total doses administered | # of AMC countries per region |
|-------------|--------------------------|-------------------------------|
| AFRO | 283m | 40 |
| PAHO | 49m | 10 |
| EMRO | 426m | 11 |
| EURO | 98m | 6 |
| SEARO | 2.70bn | 10 |
| WPRO | 414m | 15 |

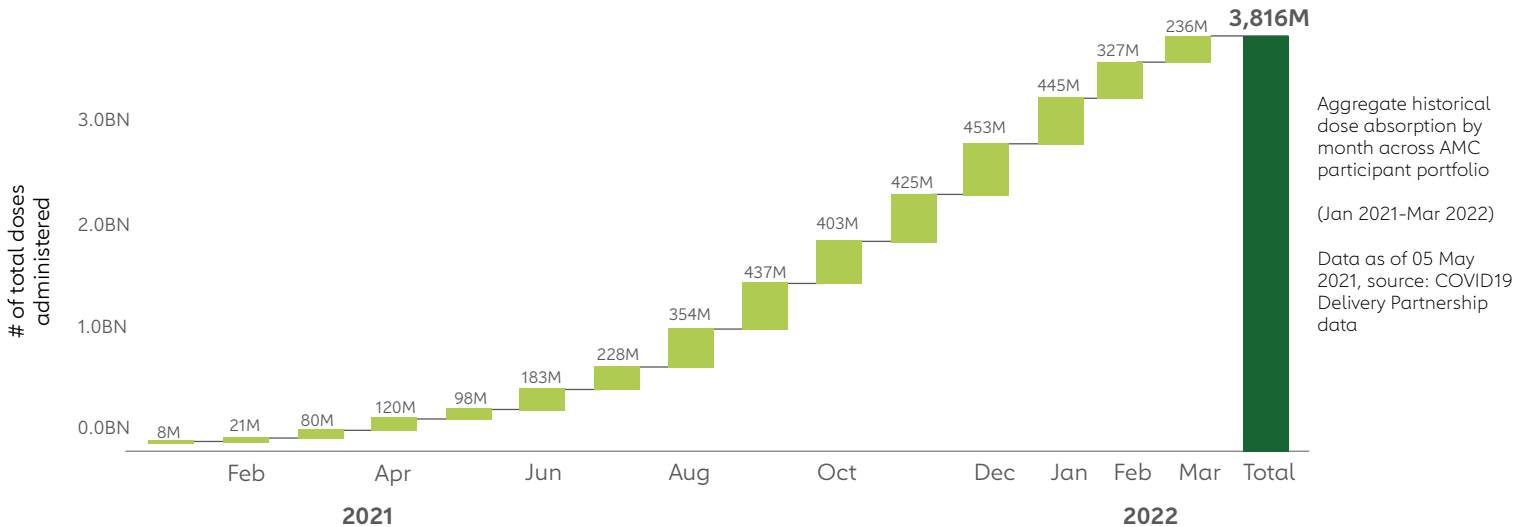
COVAX DATA BRIEF

May 10, 2022



ABSORPTION- AMC countries, all sources

Median average 4-wk daily vaccination rate (% pop/day) as of May 5, 2022



COVID VACCINE DELIVERY SUPPORT (CDS)

Total amount disbursed:

USD 509M

April 21, 2022

USD 334M direct to countries
USD 175M channeled via partners including WHO and UNICEF

82

No. of countries that have received CDS/delivery funding

| Regions | # of countries |
|---------|----------------|
| AFRO | 38 |
| EMRO | 10 |
| PAHO | 10 |
| WPRO | 10 |
| SEARO | 9 |
| EURO | 5 |

COVAX funding channelled through Gavi to governments and partners, including financial grants to countries, cold chain equipment and ultra cold chain, technical assistance, and support for management capacity enhancement, scale up, and demand generation and confidence activities.

LINK TO RESOURCES: [List of countries targeted for support by the Joint COVID-19 Vaccine Delivery Partnership](#)

This COVAX data brief is produced by Gavi, the Vaccine Alliance's Office of the COVAX Facility, based on data from CEPI, WHO, and UNICEF. Coverage Equity graphic data source: [WHO COVID-19 Dashboard](#)

COVAX

CEPI

