

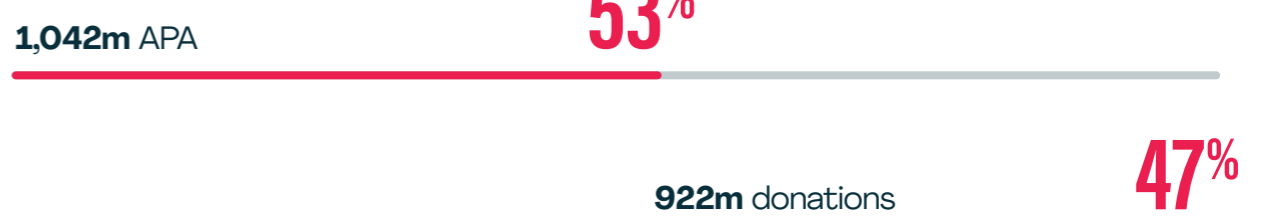
COVAX DATA BRIEF

August 04, 2023

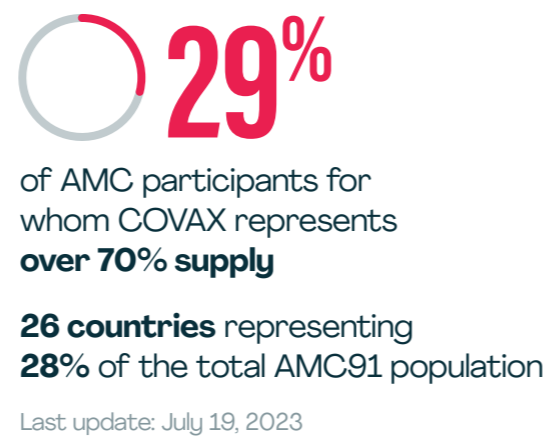
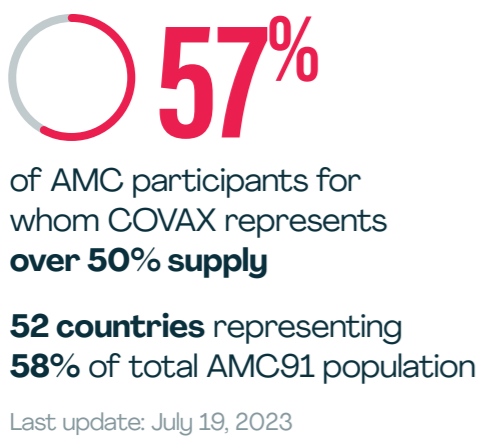
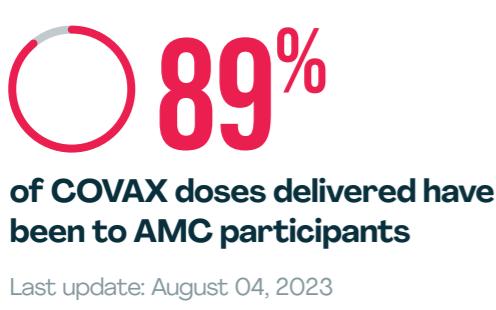


SUPPLY

CUMULATIVE TOTAL NUMBER OF DOSES



COVAX SUPPLY

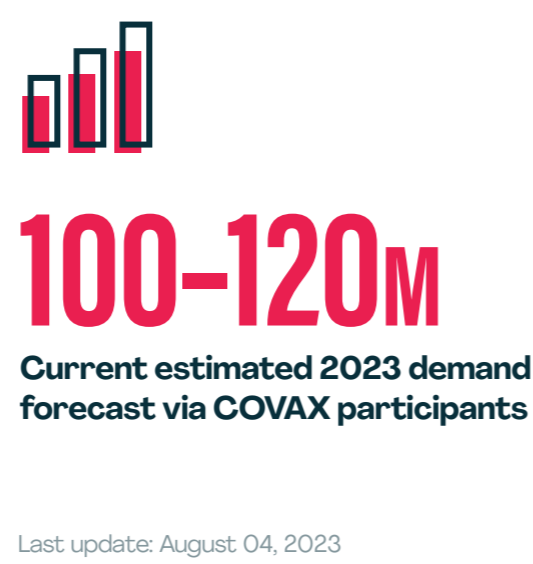
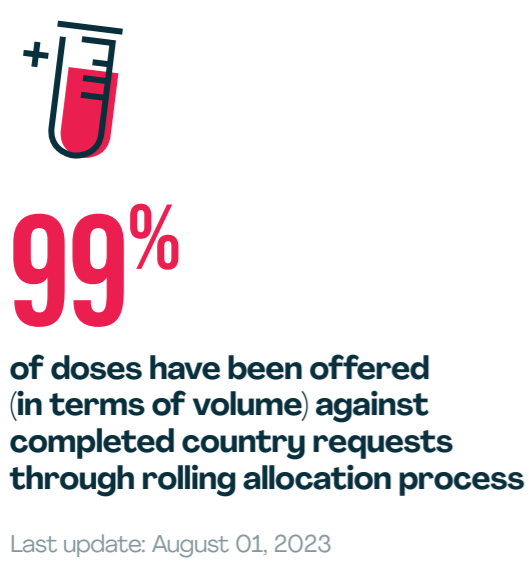


CUMULATIVE TOTAL

Vaccine products	Allocation*	Shipped	No. countries
Pfizer-BioNTech	550m	548m	113
J&J	311m	307m	68
Covishield (SI/AZ)	292m	292m	49
AstraZeneca	290m	288m	127
Moderna	189m	187m	43
Sinovac	133m	118m	21
Sinopharm	115m	115m	34
Pfizer-BioNTech Pediatric	81m	81m	31
Pfizer-BioNTech VCV	29m	29m	21
Novavax	2.3m	1.8m	1

To date: August 04, 2023
* Allocation after any adjustment

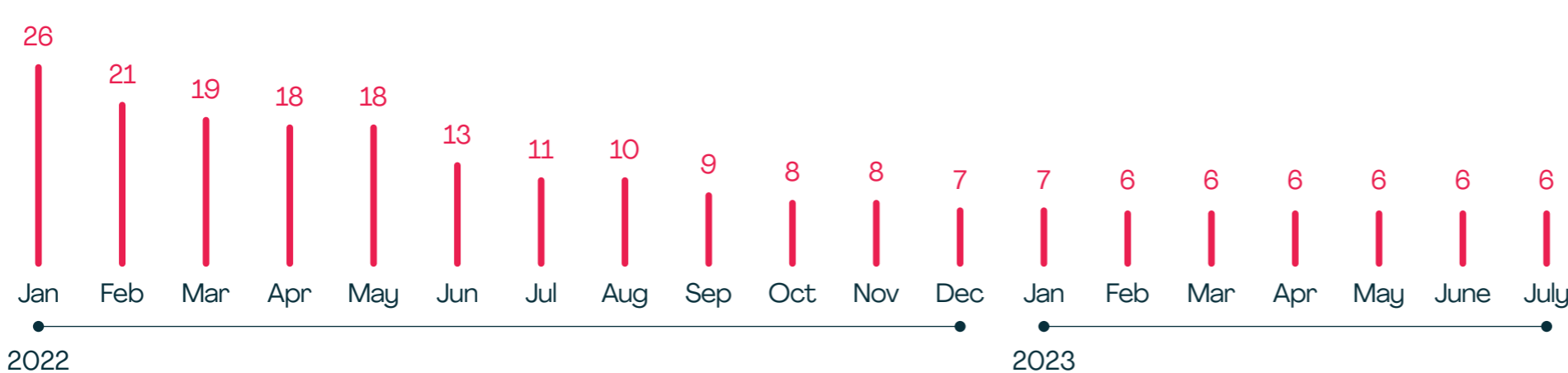
DEMAND



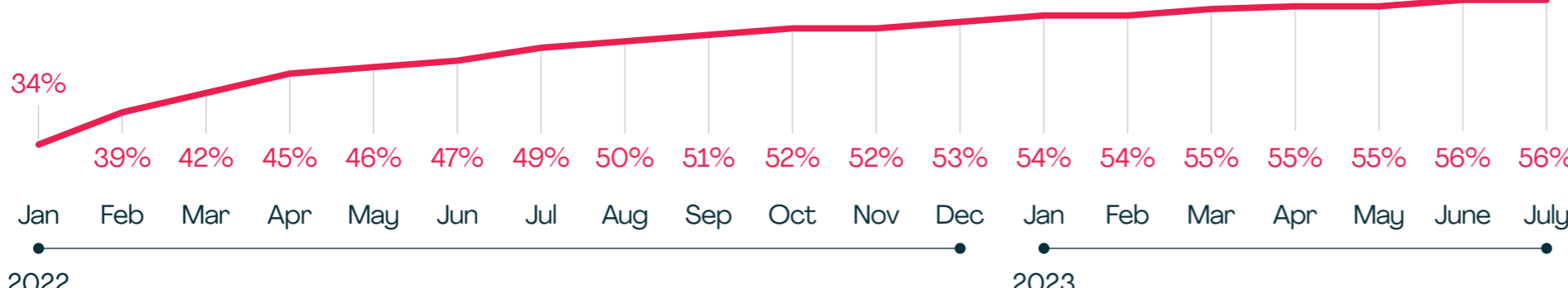
COVERAGE

TRACKING LOWER-INCOME COUNTRIES' PROGRESS

Number of AMC countries with less than 10% primary series coverage



Percentage of primary series coverage (AMC92)



Last update: August 04, 2023
List of countries targeted for support by the Joint COVID-19 Vaccine Delivery Partnership: [Resource 21](#)

6 AMC countries with less than 10% primary series coverage

- Burundi
- Haiti
- Madagascar
- Papua New Guinea
- Senegal
- Yemen

	% coverage (1 dose)	% coverage (2 doses)	% coverage HCWs (2 doses)*	% coverage older adults (2 Doses)*	% with booster programmes	% booster coverage	% of deliveries from COVAX
Global	72%	66%	89%	83%	92%	32%	12%
AMC92	63%	56%	83%	72%	88%	17%	30%
AMC91	56%	49%	75%	62%	88%	17%	44%**
LICs	34%	29%	52%	39%	81%	5%	74%
LMICs	69%	62%	89%	78%	89%	19%	38%**
UMICs	81%	76%	92%	86%	93%	44%	3%
HICs	81%	75%	89%	92%	98%	49%	0%

* The denominator for each group is dependent upon the number of countries reporting uptake in these coverage groups (i.e. Only 72 of the 92 AMCs are reporting HCW uptake)
** This percentage excludes India.
The % of deliveries from COVAX is reported from July 19, 2023. Cumulative for all sources as of July 30, 2023.

High risk booster coverage

AMC older adults booster

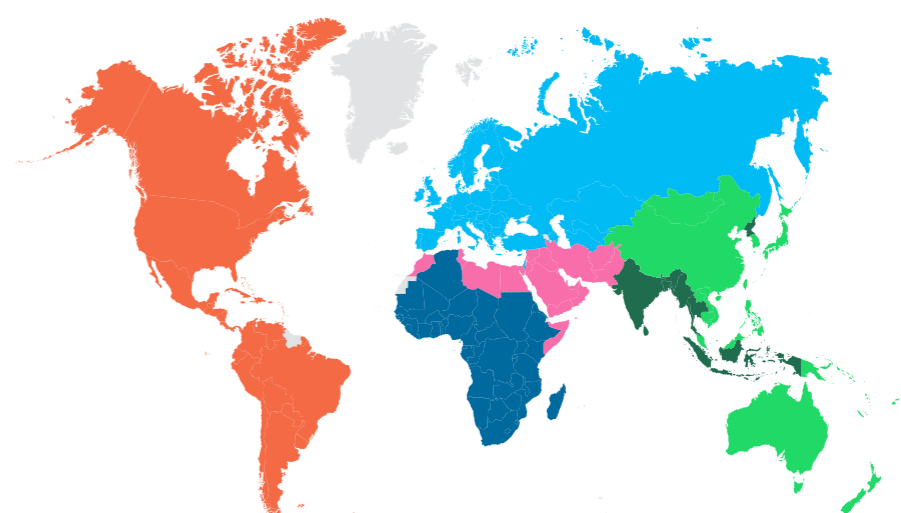
23%

AMC HCWs booster

57%


ADMINISTRATION

AMC COUNTRIES, ALL SOURCES

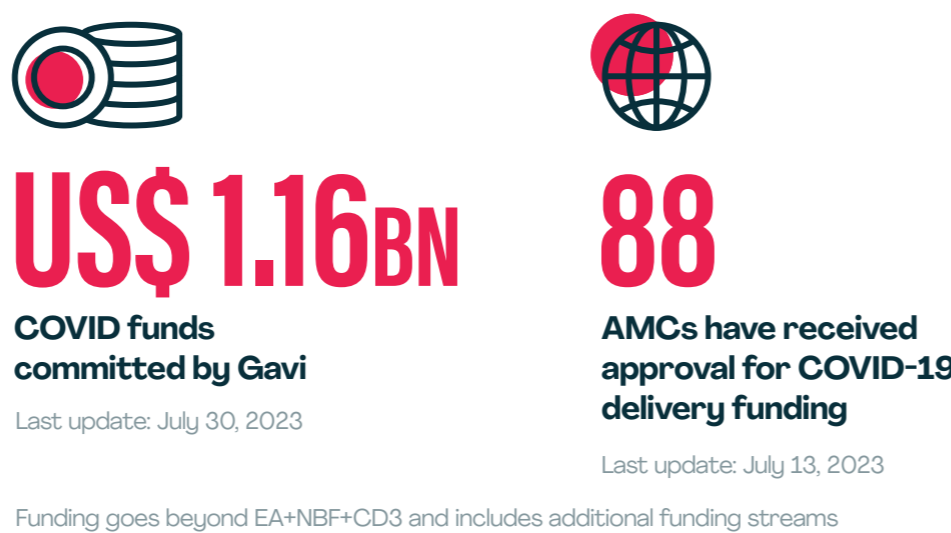


WHO region	AMC countries	Total doses administered	CDS funding breakdown*
SEARO	10	3,211m	\$60m
EMRO	11	586m	\$191m
AFRO	40	587m	\$632m
WPRO	15	527m	\$44m
EURO	6	137m	\$30m
PAHO	10	62m	\$28m

Last update: July 30, 2023
* These amounts (in US\$) reflect the total funding for Early Access, Needs-based and CDS3 that has been thus far approved.



COVAX DELIVERY SUPPORT

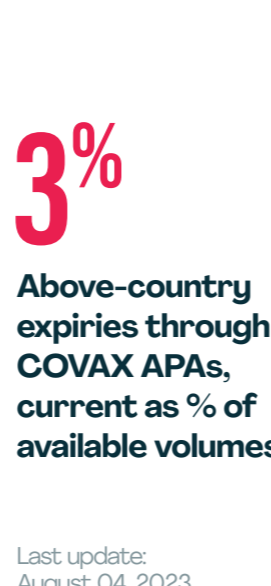


COVAX PORTFOLIO ADVANCE PURCHASE AGREEMENTS (APAs)

Status of advance purchase agreements



Current expiries

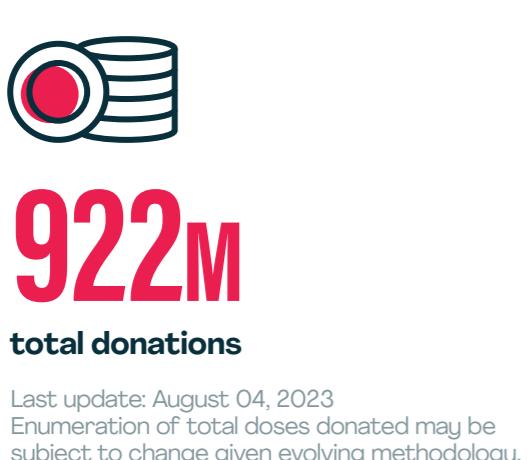


AMC price per dose (US\$)


Supplier Name	2021	2022	2023
Beijing Institute of Biological Products Co (China)	\$5.50	\$5.50	
Sinovac Life Sciences Co. (China)	*	*	
Janssen Pharmaceutica NV (Belgium)	\$7.50	\$7.50	\$7.50
Pfizer Overseas LLC (USA)	*	*	*
AstraZeneca (UK)	\$4.00	\$4.00	
Moderna Switzerland GmbH	\$10.00	\$7.00	
Novavax, Inc. (USA)	*	*	
Serum Life Sciences, multiple products (UK)	\$3.00	\$3.00	

* Supplier has not agreed to the publication of prices. As of: August 04, 2023
Full UNICEF COVID-19 vaccine price data: [Resource 71](#)

COVAX PORTFOLIO DONATIONS



Donation volume, by product



COVAX

This COVAX data brief is produced by Gavi, the Vaccine Alliance's Office of the COVAX Facility, based on data from CEPI, WHO, and UNICEF. Coverage Equity graphic data source:

[WHO COVID-19 Dashboard 71](#)