

COVAX DATA BRIEF

July 13, 2023



SUPPLY

CUMULATIVE TOTAL NUMBER OF DOSES



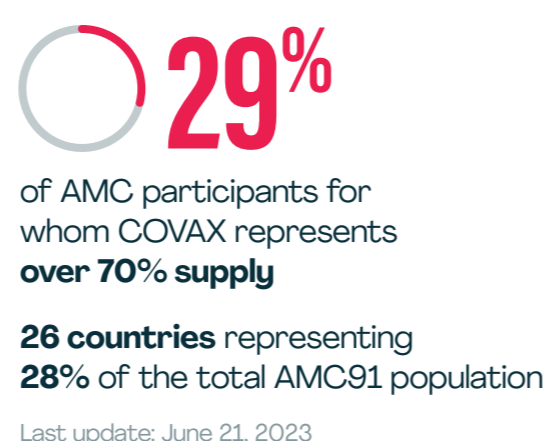
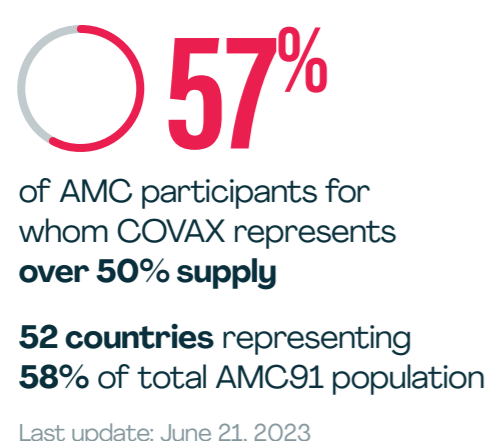
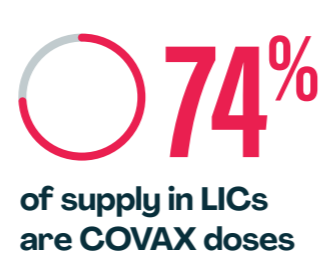
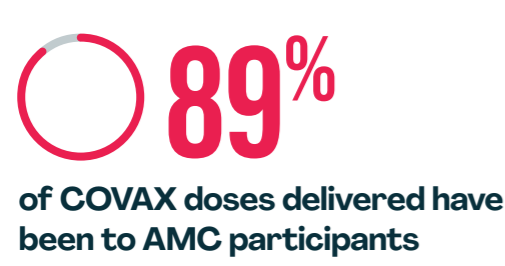
1,042m APA

53%

921m donations

47%

COVAX SUPPLY

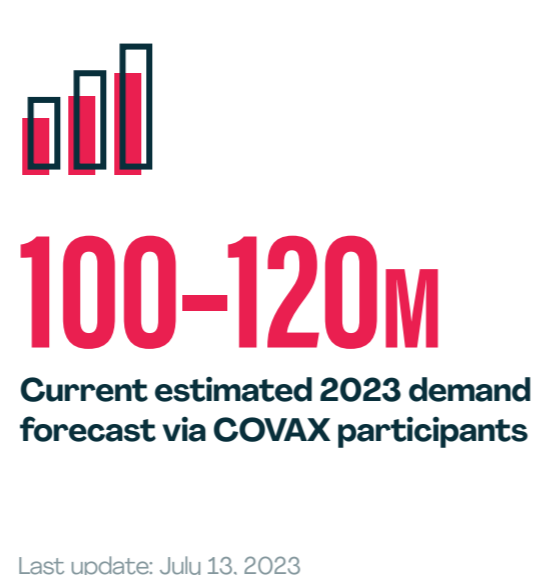
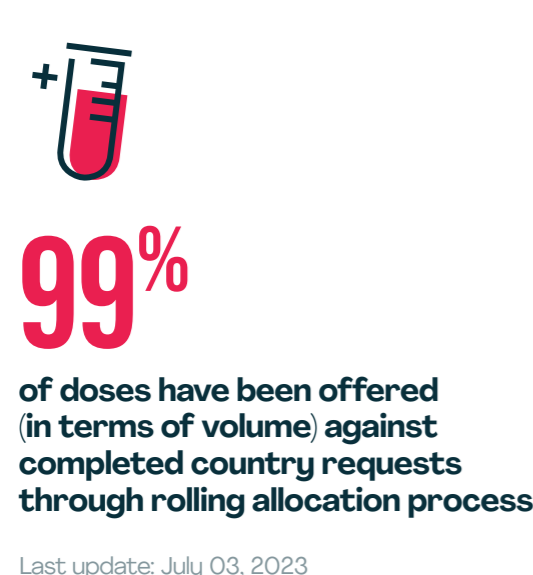


CUMULATIVE TOTAL

Vaccine products	Allocation*	Shipped	No. countries
Pfizer-BioNTech	549m	548m	113
J&J	310m	307m	68
Covishield (SI/AZ)	292m	292m	49
AstraZeneca	290m	288m	127
Moderna	189m	187m	43
Sinovac	133m	118m	21
Sinopharm	115m	115m	34
Pfizer-BioNTech Pediatric	81m	81m	31
Pfizer-BioNTech VCV	28m	26m	21
Novavax	2.3m	1.8m	1

To date: July 11, 2023
* Allocation after any adjustment

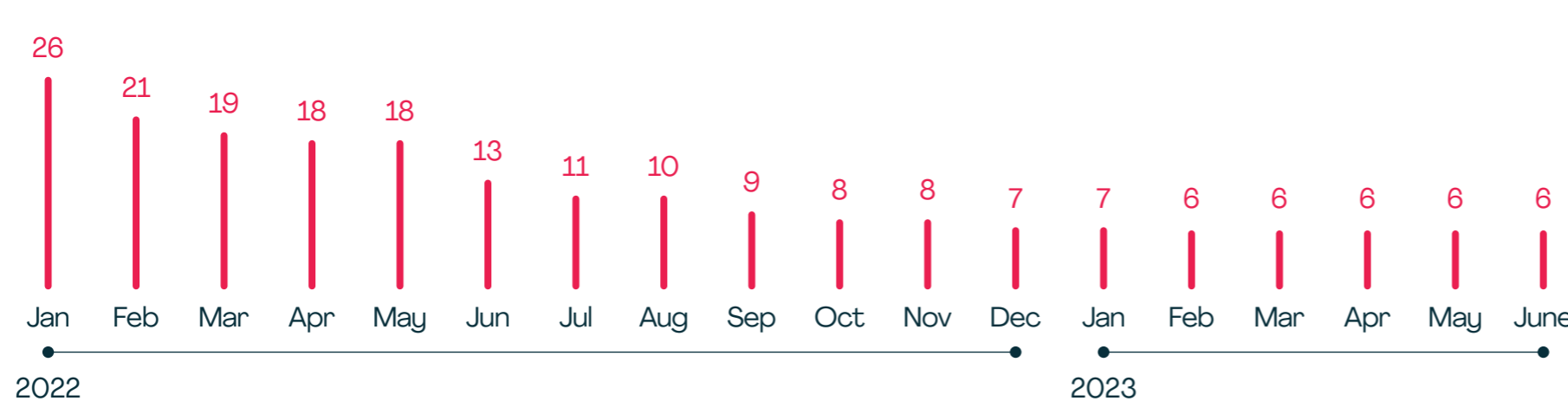
DEMAND



COVERAGE

TRACKING LOWER-INCOME COUNTRIES' PROGRESS

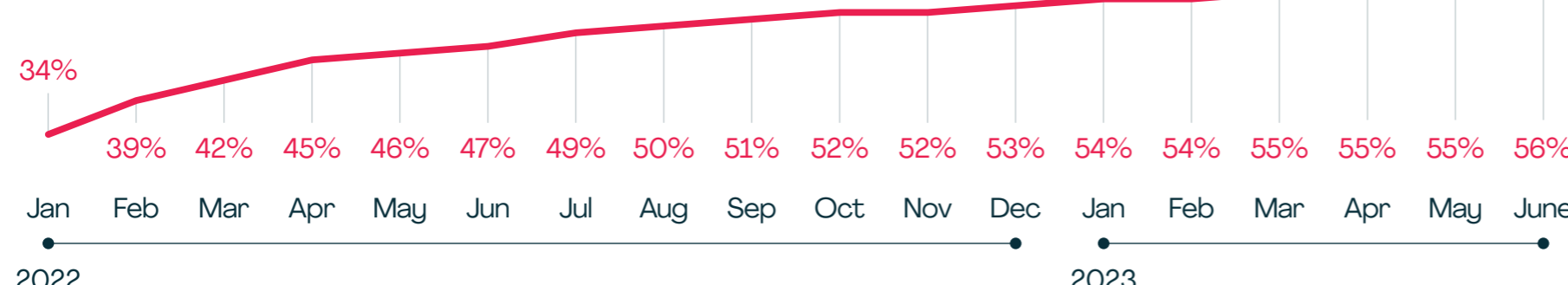
Number of AMC countries with less than 10% primary series coverage



6 AMC countries with less than 10% primary series coverage

- Burundi
- Haiti
- Madagascar
- Papua New Guinea
- Senegal
- Yemen

Percentage of primary series coverage (AMC92)



Last update: July 13, 2023
List of countries targeted for support by the Joint COVID-19 Vaccine Delivery Partnership: [Resource 21](#)

	% coverage (1 dose)	% coverage (2 doses)	% coverage HCWs (2 doses)*	% coverage older adults (2 Doses)*	% with booster programmes	% booster coverage	% of deliveries from COVAX
Global	72%	66%	89%	82%	89%	32%	12%
AMC92	62%	56%	82%	71%	86%	17%	30%
AMC91	56%	48%	74%	61%	86%	17%	44%**
LICs	34%	29%	52%	39%	74%	5%	74%
LMICs	68%	61%	89%	77%	89%	19%	39%**
UMICs	81%	76%	92%	86%	93%	44%	3%
HICs	81%	75%	89%	92%	94%	49%	0%

* The denominator for each group is dependent upon the number of countries reporting uptake in these coverage groups (i.e. Only 72 of the 92 AMCs are reporting HCW uptake)
** This percentage excludes India
The % of deliveries from COVAX is reported from June 21, 2023. Cumulative for all sources as of July 04, 2023.

High risk booster coverage

AMC older adults booster

23%

AMC HCWs booster

56%

ADMINISTRATION

AMC COUNTRIES, ALL SOURCES

5.1BN


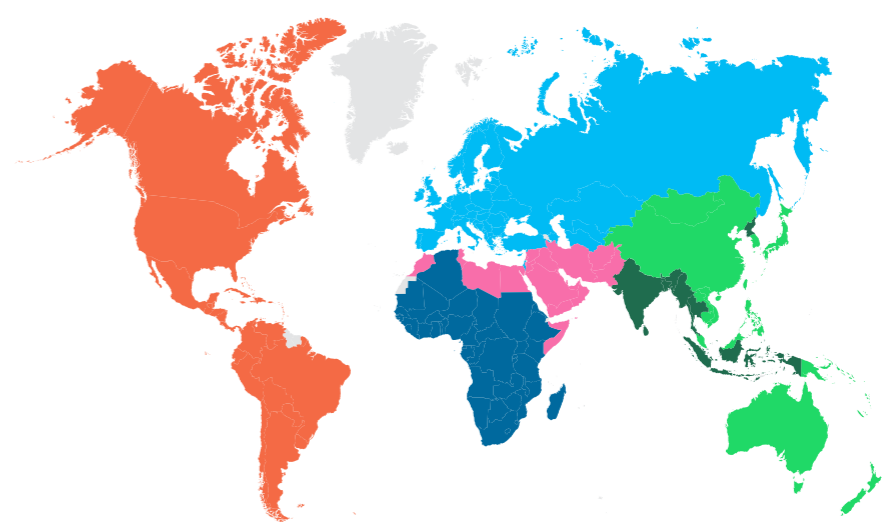
Total doses administered

Cumulative as of: July 04, 2023

% delivered doses utilised

82%

Last update: June 08, 2023
Percentage above is the median among AMCs. Note, given in-country stock and expected wastage, utilisation rate is unlikely to ever reach 100%.



COVAX DELIVERY SUPPORT

US\$ 1.15BN

COVID funds committed by Gavi

Last update: June 30, 2023



88

AMCs have received approval for COVID-19 delivery funding

Last update: July 13, 2023


Funding goes beyond EA+NB+CD3 and includes additional funding streams

WHO region	AMC countries	Total doses administered	CDS funding breakdown*
SEARO	10	3,211m	\$55m
EMRO	11	584m	\$175m
AFRO	40	570m	\$605m
WPRO	15	527m	\$45m
EURO	6	138m	\$30m
PAHO	10	62m	\$28m

Last update: July 04, 2023
* These amounts (in US\$) reflect the total funding for Early Access, Needs-based and CDS3 that has been thus far approved.

COVAX PORTFOLIO ADVANCE PURCHASE AGREEMENTS (APAs)

Status of advance purchase agreements



Last update: July 13, 2023

Current expiries

3%

Above-country expiries through COVAX APAs, current as % of available volumes

Last update: July 13, 2023

AMC price per dose (US\$)

Supplier Name	2021	2022	2023
Beijing Institute of Biological Products Co (China)	\$5.50	\$5.50	
Sinovac Life Sciences Co. (China)	*	*	
Janssen Pharmaceutica NV (Belgium)	\$7.50	\$7.50	\$7.50
Pfizer Overseas LLC (USA)	*	*	*
AstraZeneca (UK)	\$4.00	\$4.00	
Moderna Switzerland GmbH	\$10.00	\$7.00	
Novavax, Inc. (USA)	*	*	
Serum Life Sciences, multiple products (UK)	\$3.00	\$3.00	

* Supplier has not agreed to the publication of prices. As of: July 13, 2023
Full UNICEF COVID-19 vaccine price data: [Resource 71](#)

COVAX PORTFOLIO DONATIONS

921M

total donations

Last update: July 11, 2023
Enumeration of total doses donated may be subject to change given evolving methodology.

33

donor countries

Last update: July 11, 2023
The number of donor countries for whom shipments have been received by the recipient country.

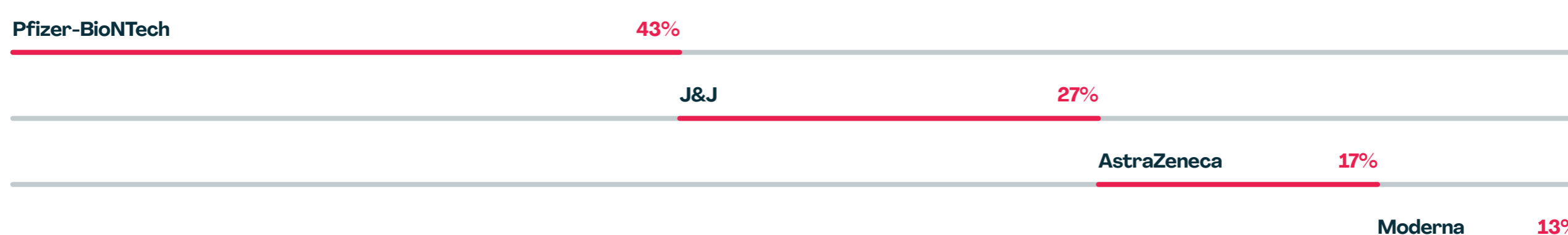
113

recipient countries

Last update: July 11, 2023



Donation volume, by product



Last update: July 11, 2023

COVAX

This COVAX data brief is produced by Gavi, the Vaccine Alliance's Office of the COVAX Facility, based on data from CEPI, WHO, and UNICEF. Coverage Equity graphic data source:

[WHO COVID-19 Dashboard 71](#)