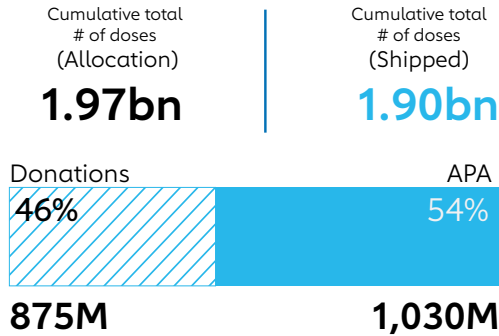


# COVAX DATA BRIEF

March 01, 2023



## ALLOCATIONS & DELIVERIES



**100%** of doses made available against country requests through rolling allocation process  
March 01, 2023

Cumulative total, to date (March 01, 2023)

Vaccine Products	Allocation*	Shipped
Pfizer-BioNTech	546m	531m
Covishield (SII/AZ)	292m	292m
J&J	308m	291m
AstraZeneca	290m	288m
Moderna	189m	187m
Sinovac	133m	118m
Sinopharm	115m	114m
Pfizer-BioNTech Pediatric	81m	81m
Pfizer-BioNTech VCV	10m	2.6m
Novavax	2.3m	1.3m

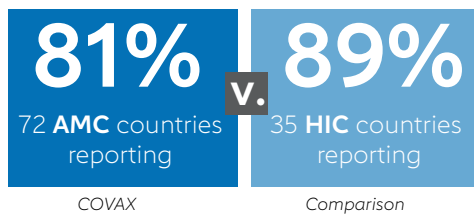
\* Allocation after any adjustment

## COVERAGE

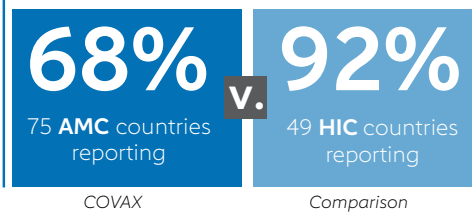
Complete primary series, all sources, as of February 23, 2023

### HIGH-RISK

#### Healthcare workers



#### Older adults



### AMC92

Complete primary series

**54%**

92 AMC countries reporting

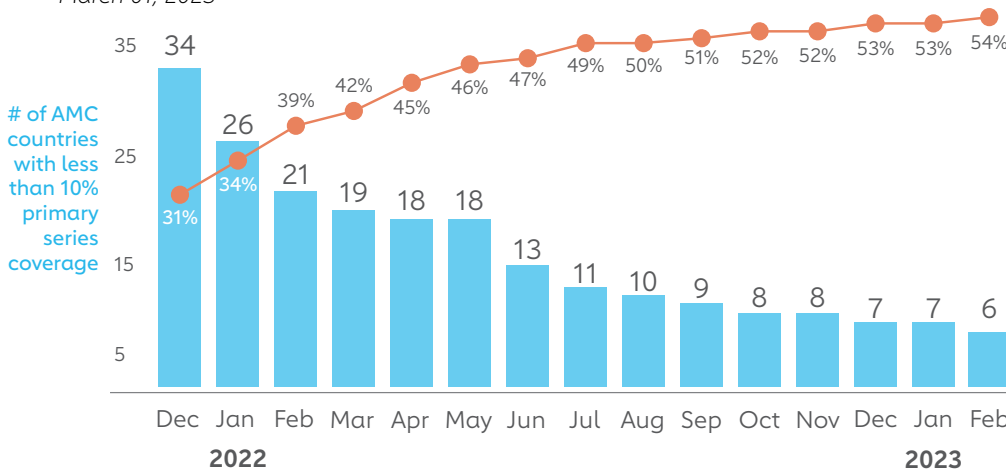
Booster

**84%**

of AMC participants started booster programmes

### AMC countries below 10% full coverage

March 01, 2023



**6** countries

- Burundi
- Haiti
- Madagascar
- Papua New Guinea
- Senegal
- Yemen

RESOURCE: List of countries targeted for support by the Joint COVID-19 Vaccine Delivery Partnership

# COVAX DATA BRIEF

March 01, 2023



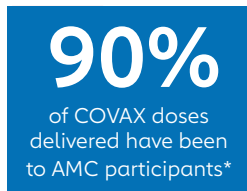
## COVERAGE (CONT.)

Cumulative for all sources as of February 23, 2023 and for COVAX deliveries as of March 01, 2023

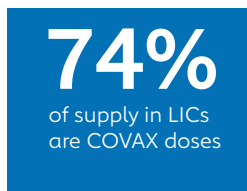
ALL SOURCES					COVAX DELIVERIES			
	% coverage (1 dose)	% coverage (2 doses)	% coverage (booster)	No. (%) of countries at 20% coverage (1 dose)	No. (%) of countries at 20% coverage (2 doses)	% supply-based coverage (2 doses)	No. (%) of countries at 20% coverage (2 doses)	% of deliveries from COVAX
Global	71%	65%		214 (91%)	208 (89%)			
AMC92	61%	54%	16%	78 (85%)	74 (80%)			
UMICs	81%	76%		54 (96%)	52 (93%)			
HICs	81%	76%		69 (96%)	69 (96%)			
AMC91	54%	46%		77 (85%)	73 (80%)	29%	62 (72%)	43%*
LICs	29%	25%		19 (70%)	15 (56%)	25%	18 (67%)	74%
LMICs	68%	61%		49 (89%)	49 (89%)	21%	33 (66%)	38%*

\* This percentage excludes India. The % of deliveries from COVAX is reported from February 23, 2023. Supply-based coverage (i.e. if all doses used for 2 dose coverage, how many fully vaccinated).

### COVAX supply



Last update March 01, 2023



Last update February 23, 2023

\*Using current AMC participants (89) as a denominator / excluding Burundi, Eritrea and Marshall Islands who are eligible but have not joined



Last update February 23, 2023



Last update February 23, 2023

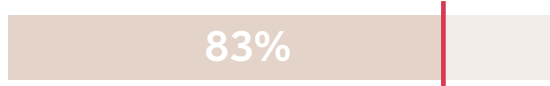
## ADMINISTRATION – AMC countries, all sources

Cumulative as of February 23, 2023

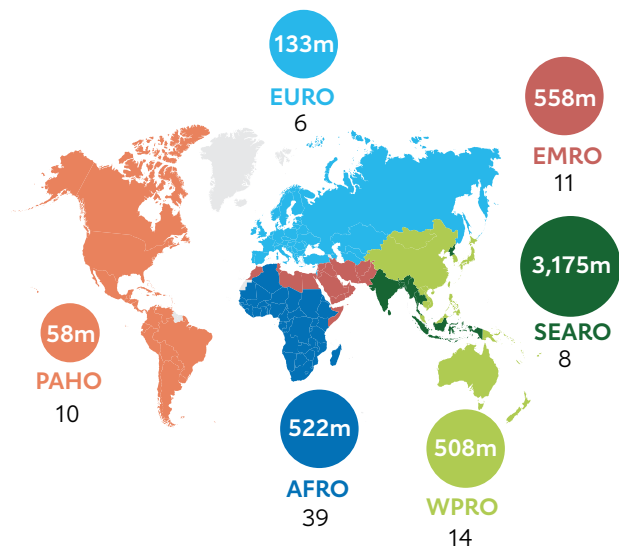
Total doses administered\*

**4.95bn**

Percentage of delivered doses utilised (February 24, 2023)



Percentage above is the median among AMCs. Note, given in-country stock and expected wastage, utilisation rate is unlikely to ever reach 100%.



XXm — Total doses administered  
XXXX — WHO Region  
XX — # of AMC countries per region

Last update February 23, 2023

# COVAX DATA BRIEF

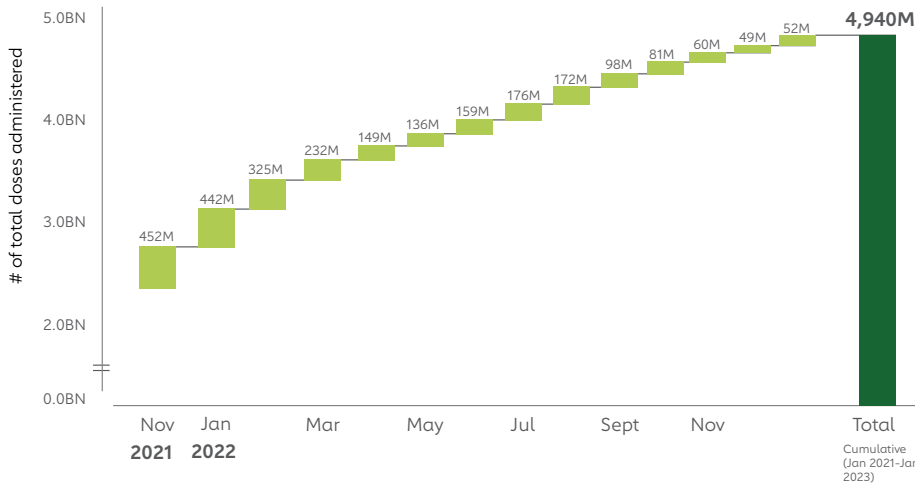
March 01, 2023



## ABSORPTION- AMC countries, all sources

Median average 4-wk daily vaccination rate (% pop/day) as of February 24, 2023

Median absorption rate, all AMC <b>0.02%</b>	Median absorption rate, LMICs <b>0.03%</b>	Median absorption rate, LICs <b>0.04%</b>
---	---	--



## COVAX DELIVERY SUPPORT

COVID funds committed by Gavi

**USD 968M**

January 31, 2022

February 27, 2023

<b>88</b> No. of countries that have received approval for CDS/delivery funding	Regions	# of countries
	AFRO	39
	WPPO	14
	EMRO	11
	PAHO	10
	SEARO	8
	EURO	6

## COVAX PORTFOLIO

March 01, 2023

### Status of advance purchase agreements (APAs)

Vaccine Products

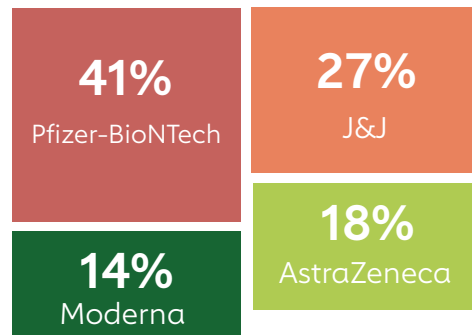
AstraZeneca	■	Covovax (SII/NVX)	■
Covishield (SII/AZ)	■	Novavax	■
Sinopharm	■	Clover	■
Sinovac	■	J&J	■
Pfizer-BioNTech	■	Moderna	■

Completed ■ Nearing completion ■ In progress ■

### Current expiries

**3%** Above-country expiries through COVAX APAs, current as % of available volumes

Donation volume, by product (March 01, 2023)



### Donations

March 01, 2023

Total donations

**875M**

Enumeration of total doses donated may be subject to change given evolving methodology.

# donor countries\*

**33**

# recipient countries

**112**

\* The number of donor countries for whom shipments have been received by the recipient country

This COVAX data brief is produced by Gavi, the Vaccine Alliance's Office of the COVAX Facility, based on data from CEPI, WHO, and UNICEF. Coverage Equity graphic data source: [WHO COVID-19 Dashboard](#)

**COVAX**

CEPI

