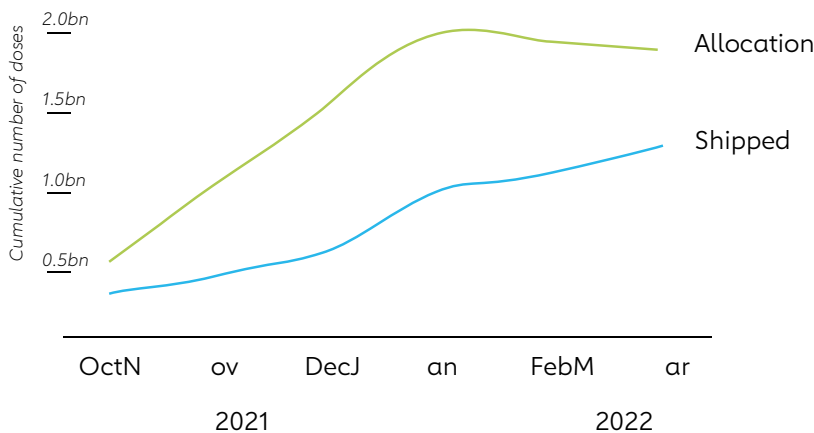


# COVAX DATA BRIEF

April 4, 2022



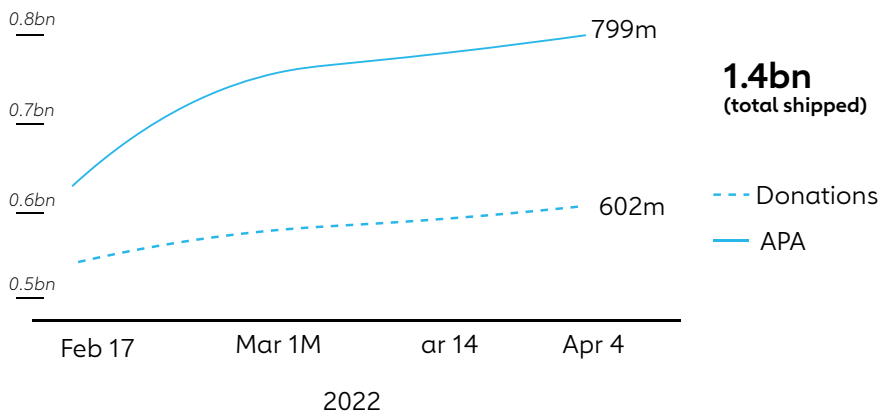
## ALLOCATIONS & DELIVERIES



Cumulative total, to date (04/04/2022)

Vaccine Products	Allocation	Shipped
Pfizer-BioNTech	662m	399m
AstraZeneca	320m	286m
Moderna	201m	83m
J&J	195m	165m
Covishield (SII/AZ)	183m	143m
Sinovac	133m	115m
Sinopharm	114m	111m

Cumulative total shipped, donations v. advance purchase agreements (APA)



## AMC-SPECIFIC DATA

**88%**

of COVAX doses delivered have been to AMC participants  
Last update April 04, 2022

**51%**

AMC participants for whom COVAX represents over 50% supply\*  
Last update March 28, 2022

**34%**

AMC participants for whom COVAX represents over 70% supply  
Last update March 28, 2022

\*Using current AMC participants (89) as a denominator / excluding Burundi, Eritrea and Marshall Islands who are eligible but have not joined

[LINK TO RESOURCES: Steps from Allocation to Arrival](#)

## DONATIONS

Donation volume, by product (April 04, 2022)

Moderna	19%
J&J	27%
AstraZeneca	26%
Pfizer-BioNTech	28%

Total donations shipped to date  
**602,029,232**

# donor countries\* # recipient countries

**31**      **106**

\* The number of donor countries for whom shipments have been received by the recipient country

# COVAX DATA BRIEF

April 4, 2022



## COVERAGE RATES

Cumulative for all sources as of March 27, 2022 and for COVAX deliveries as of April 4, 2022

### ALL SOURCES

	% coverage (1 dose)	% coverage (2 doses)	No. (%) of countries at 20% coverage (1 dose)	No. (%) of countries at 20% coverage (2 doses)
AMC91	<b>41%</b>	<b>33%</b>	<b>61 (67%)</b>	<b>5 (56%)</b>
LICs	15%	2%	8 (30%)	3 (11%)
LMICs	59%	49%	44 (80%)	39 (71%)
UMICs	78%	74%	52 (95%)	50 (91%)
HICs	79%	73%	68 (96%)	67 (94%)

Supply-based coverage (i.e. if all doses used for 2 dose coverage, how many fully vaccinated) AMC91 excludes India

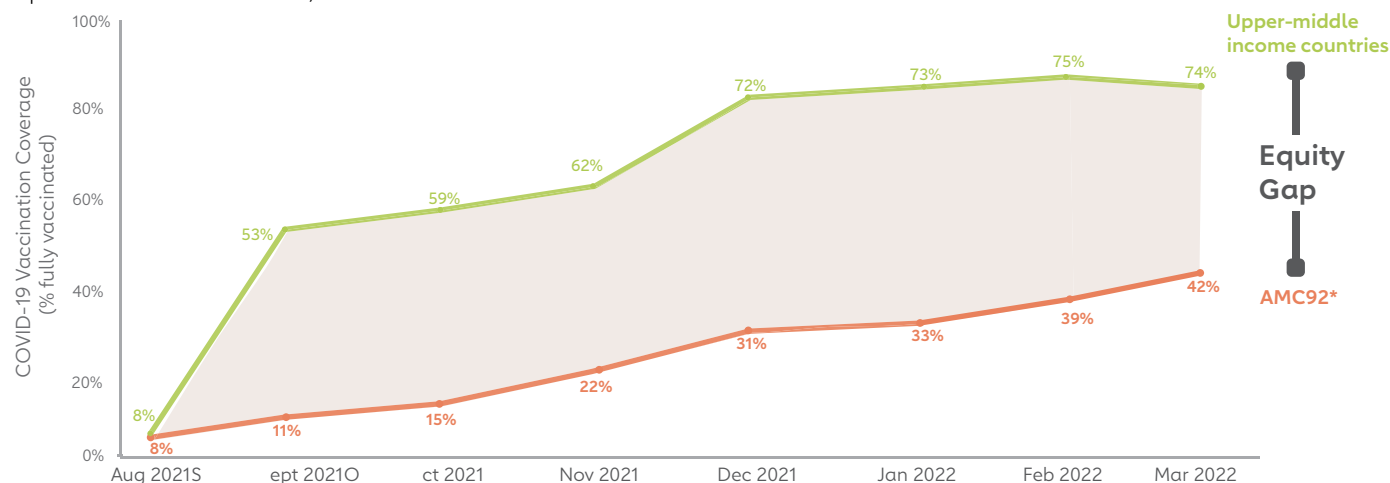
### COVAX DELIVERIES

% supply-based coverage (2 doses)	No. (%) of countries at 20% coverage (2 doses)	% of deliveries from COVAX
<b>23%</b>	<b>43 (50%)</b>	<b>42%</b>
16%	8 (30%)	81%
16%	25 (50%)	38%*

\* This percentage for LMICs excludes India. The % of deliveries from COVAX is reported from March 28, 2022.

## COVERAGE RATES, EQUITY GAP

Updated as of March 27, 2022



\*AMC92 represents coverage in the 92 countries and territories supported by the Gavi COVAX Advance Market Commitment (AMC)

## ADMINISTRATION RATES – AMC countries, all sources

Cumulative as of March 30, 2022

Total doses administered\*  
**3.73bn**

Median percent of delivered vaccine courses in AMC participants administered



\*Courses administered refers to product utilisation - accounting for doses that currently remain unadministered due to long-term planning (that will be administered in the future), as well as wastage rates.

WHO Regions	Total doses administered	# of AMC countries per region
AFRO	252m	40
PAHO	47m	10
EMRO	392m	11
EURO	93m	6
SEARO	2.55bn	10
WPRO	397m	15

# COVAX DATA BRIEF

April 4, 2022



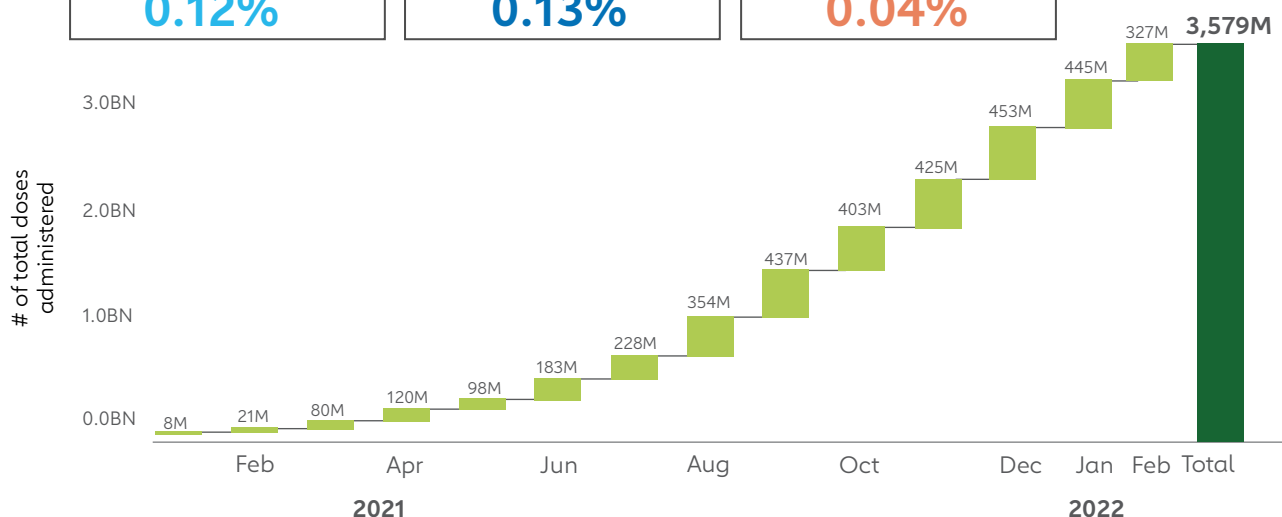
## ABSORPTION- AMC countries, all sources

Median average 4-wk daily vaccination rate (% pop/day) as of March 10, 2022

Median absorption rate, all AMC  
**0.12%**

Median absorption rate, LMICs  
**0.13%**

Median absorption rate, LICs  
**0.04%**



Aggregate historical dose absorption by month across AMC participant portfolio

(Jan 2021-Feb 2022)

Data as of 30 March 2022, source: COVID19 Delivery Partnership data

## COVID VACCINE DELIVERY SUPPORT (CDS)

Total amount disbursed:

**USD 459M**

March 21, 2022

USD 288.5M direct to countries  
USD 170M channelled via partners

**82**

No. of countries that have received CDS/delivery funding

Regions	# of countries
AFRO	38
EMRO	10
PAHO	10
WPRO	10
EURO	10
SEARO	9

COVAX funding channelled through Gavi to governments and partners, including financial grants to countries, cold chain equipment and ultra cold chain, technical assistance, and support for management capacity enhancement, scale up, and demand generation and confidence activities.

**LINK TO RESOURCES:** [List of countries targeted for support by the Joint COVID-19 Vaccine Delivery Partnership](#)

This COVAX data brief is produced by Gavi, the Vaccine Alliance's Office of the COVAX Facility, based on data from CEPI, WHO, and UNICEF. Coverage Equity graphic data source: [WHO COVID-19 Dashboard](#)

**COVAX**

CEPI

