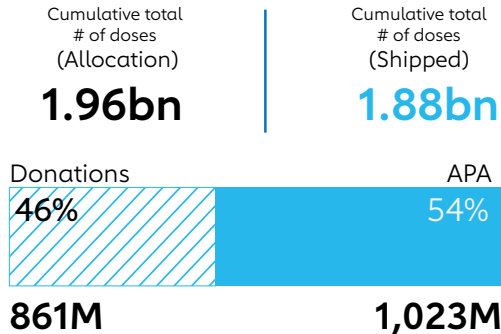


COVAX DATA BRIEF

January 30, 2023



ALLOCATIONS & DELIVERIES



100%
Doses made available against country requests through rolling allocation process
January 04, 2023

Cumulative total, to date (January 30, 2023)

Vaccine Products	Allocation*	Shipped
Pfizer-BioNTech	543m	524m
Covishield (SII/AZ)	292m	292m
AstraZeneca	290m	288m
J&J	304m	285m
Moderna	189m	187m
Sinovac	133m	118m
Sinopharm	115m	114m
Pfizer-BioNTech Pediatric	85m	75m
Novavax	2.3m	1.0m
Pfizer-BioNTech VCV	4.1m	0.9m

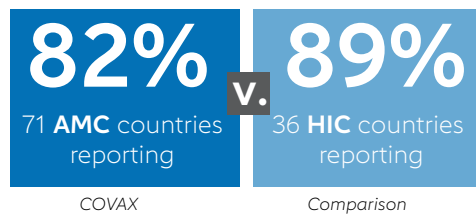
* Allocation after any adjustment

COVERAGE

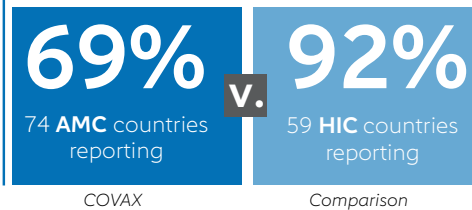
Complete primary series, all sources, as of January 24, 2023

HIGH-RISK

Healthcare workers



Older adults



AMC92

Complete primary series

53%

92 AMC countries reporting

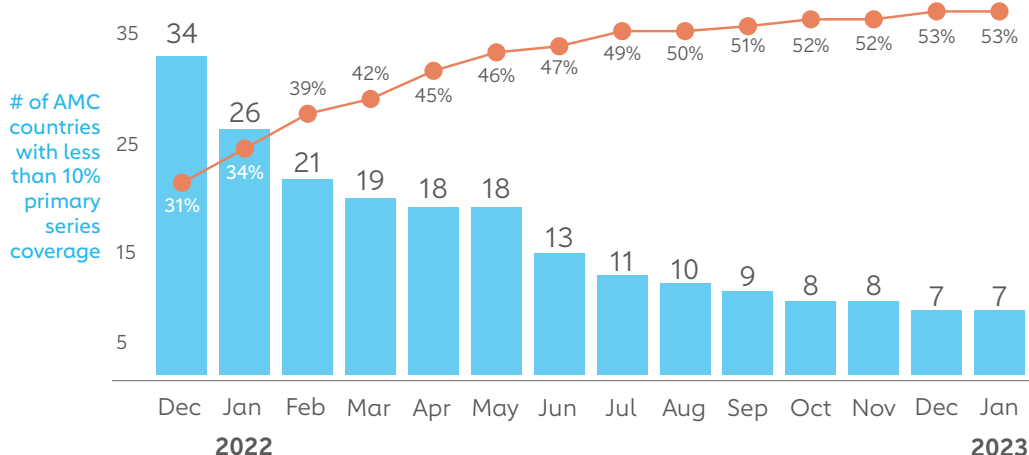
Booster

83%

of AMC participants started booster programmes

AMC countries below 10% full coverage

January 30, 2023



7 countries

- Burundi
- Democratic Republic of the Congo
- Haiti
- Madagascar
- Papua New Guinea
- Senegal
- Yemen

RESOURCE: List of countries targeted for support by the Joint COVID-19 Vaccine Delivery Partnership

COVAX DATA BRIEF

January 30, 2023



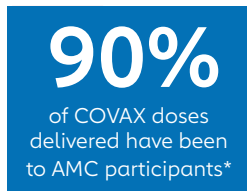
COVERAGE (CONT.)

Cumulative for all sources as of January 24, 2023 and for COVAX deliveries as of January 30, 2023

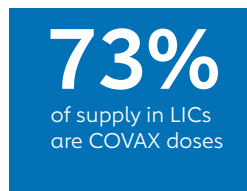
ALL SOURCES					COVAX DELIVERIES			
	% coverage (1 dose)	% coverage (2 doses)	% coverage (booster)	No. (%) of countries at 20% coverage (1 dose)	No. (%) of countries at 20% coverage (2 doses)	% supply-based coverage (2 doses)	No. (%) of countries at 20% coverage (2 doses)	% of deliveries from COVAX
Global	71%	65%		214 (91%)	207 (88%)			
AMC92	60%	53%	15%	78 (85%)	73 (79%)			
UMICs	81%	76%		54 (96%)	52 (93%)			
HICs	81%	76%		69 (96%)	69 (96%)			
AMC91	53%	46%		77 (85%)	72 (79%)	29%	61 (71%)	43%*
LICs	28%	23%		19 (70%)	14 (52%)	25%	17 (63%)	73%
LMICs	67%	60%		49 (89%)	49 (89%)	21%	33 (66%)	38%*

* This percentage excludes India. The % of deliveries from COVAX is reported from January 12, 2023. Supply-based coverage (i.e. if all doses used for 2 dose coverage, how many fully vaccinated).

COVAX supply

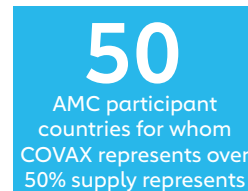


Last update January 30, 2023



Last update January 26, 2023

*Using current AMC participants (89) as a denominator / excluding Burundi, Eritrea and Marshall Islands who are eligible but have not joined



Last update January 26, 2023



Last update January 26, 2023

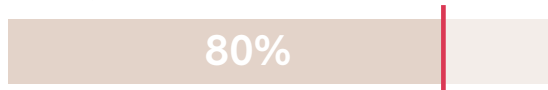
ADMINISTRATION – AMC countries, all sources

Cumulative as of January 24, 2023

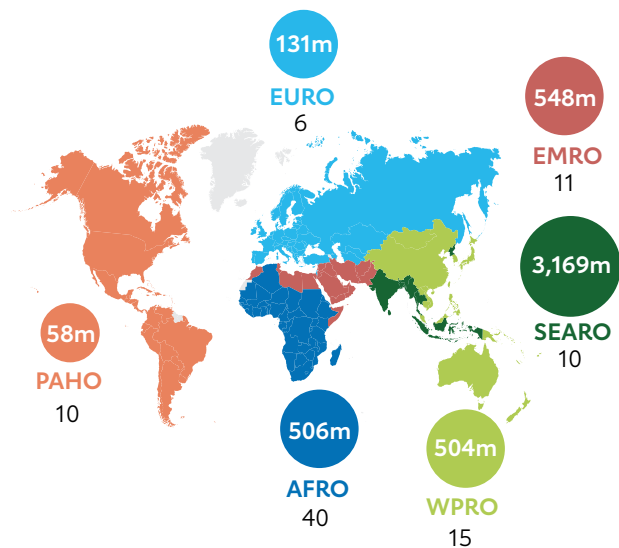
Total doses administered*

4.92bn

Percentage of delivered doses utilised (January 27, 2023)



Percentage above is the median among AMCs. Note, given in-country stock and expected wastage, utilisation rate is unlikely to ever reach 100%.



XXm — Total doses administered
XXXX — WHO Region
XX — # of AMC countries per region

Last update January 24, 2023

COVAX DATA BRIEF

January 30, 2023



ABSORPTION- AMC countries, all sources

Median average 4-wk daily vaccination rate (% pop/day) as of January 27, 2023

Median absorption rate, all AMC 0.03%	Median absorption rate, LMICs 0.04%	Median absorption rate, LICs 0.05%
---	---	--



COVAX DELIVERY SUPPORT

COVID funds committed by Gavi

USD 922M

December 31, 2022

January 16, 2023

87 No. of countries that have received approval for CDS/delivery funding	Regions	# of countries
	AFRO	39
	WPRO	13
	EMRO	11
	PAHO	10
	SEARO	8
	EURO	6

COVAX PORTFOLIO

January 16, 2023

Status of advance purchase agreements (APAs)

Vaccine Products

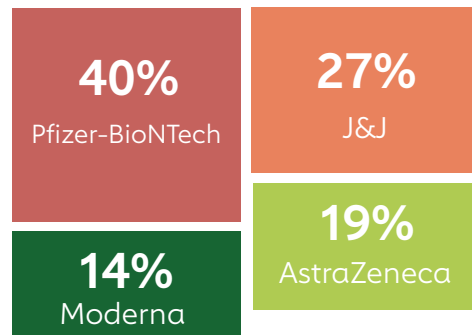
AstraZeneca	■	Covovax (SII/NVX)	■
Covishield (SII/AZ)	■	Novavax	■
Sinopharm	■	Clover	■
Sinovac	■	J&J	■
Pfizer-BioNTech	■	Moderna	■

Completed ■ Nearing completion ■ In progress ■

Current expiries

3% Above-country expiries through COVAX APAs, current as % of available volumes

Donation volume, by product (January 30, 2023)



Donations

January 30, 2023

Total donations

861M

Enumeration of total doses donated may be subject to change given evolving methodology.

donor countries*

33

recipient countries

112

* The number of donor countries for whom shipments have been received by the recipient country

This COVAX data brief is produced by Gavi, the Vaccine Alliance's Office of the COVAX Facility, based on data from CEPI, WHO, and UNICEF. Coverage Equity graphic data source: [WHO COVID-19 Dashboard](#)

COVAX

CEPI

