

# COVAX DATA BRIEF

December 13, 2022



## ALLOCATIONS & DELIVERIES

Cumulative total, to date (December 12, 2022)

Cumulative total  
# of doses  
(Allocation)

**1.95bn**

Cumulative total  
# of doses  
(Shipped)

**1.87bn**



**100%**

Doses made available against country requests through rolling allocation process

December 12, 2022

Vaccine Products	Allocation*	Shipped
Pfizer-BioNTech	536m	516m
Covishield (SII/AZ)	302m	292m
AstraZeneca	290m	288m
J&J	299m	282m
Moderna	189m	187m
Sinovac	133m	118m
Sinopharm	115m	114m
Pfizer-BioNTech Pediatric	85m	67m
Novavax	3.3m	1.0m
Pfizer-BioNTech VCV	0.9m	0.0m

\* Allocation after any adjustment

## COVERAGE

Complete primary series, all sources, as of December 05, 2022

### HIGH-RISK

#### Healthcare workers

**81%**

69 AMC countries reporting

COVAX

v.

**87%**

36 HIC countries reporting

Comparison

#### Older adults

**66%**

72 AMC countries reporting

COVAX

v.

**91%**

58 HIC countries reporting

Comparison

### AMC92

Complete primary series

**53%**

92 AMC countries reporting

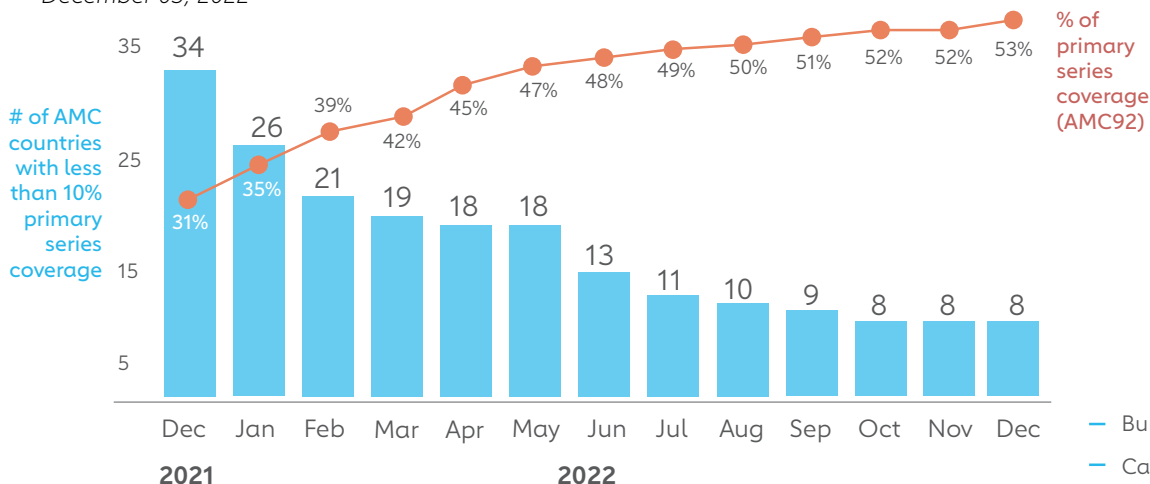
Booster

**82%**

of AMC participants started booster programmes

## AMC countries below 10% full coverage

December 05, 2022



**8**  
countries

- Burundi
- Cameroon
- Democratic Republic of the Congo
- Haiti
- Madagascar
- Papua New Guinea
- Senegal
- Yemen

**RESOURCE:** List of countries targeted for support by the Joint COVID-19 Vaccine Delivery Partnership

# COVAX DATA BRIEF

December 13, 2022



## COVERAGE (CONT.)

Cumulative for all sources as of December 05, 2022 and for COVAX deliveries as of December 12, 2022

### ALL SOURCES

	% coverage (1 dose)	% coverage (2 doses)	% coverage (booster)	No. (%) of countries at 20% coverage (1 dose)	No. (%) of countries at 20% coverage (2 doses)
Global	70%	64%		212 (91%)	204 (87%)
AMC92	59%	53%	15%	77 (84%)	70 (76%)
UMICs	81%	76%		54 (96%)	52 (93%)
HICs	81%	75%		69 (96%)	69 (96%)
AMC91	51%	44%		76 (84%)	69 (76%)
LICs	26%	22%		18 (67%)	13 (48%)
LMICs	67%	59%		49 (89%)	47 (85%)

### COVAX DELIVERIES

% supply-based coverage (2 doses)	No. (%) of countries at 20% coverage (2 doses)	% of deliveries from COVAX
29%	60 (70%)	44%
24%	17 (63%)	74%
21%	32 (64%)	39%*

\* This percentage for LMICs excludes India (AMC91). The % of deliveries from COVAX is reported from December 06, 2022. Supply-based coverage (i.e. if all doses used for 2 dose coverage, how many fully vaccinated).

### COVAX supply

**89%**

of COVAX doses delivered have been to AMC participants\*

Last update December 12, 2022

**74%**

of supply in LICs are COVAX doses

Last update December 06, 2022

\*Using current AMC participants (89) as a denominator / excluding Burundi, Eritrea and Marshall Islands who are eligible but have not joined

**51**

AMC participant countries for whom COVAX represents over 50% supply represents

**35%** of the total AMC population

Last update December 06, 2022

**26**

AMC participant countries for whom COVAX represents over 70% supply represents

**16%** of the total AMC population

Last update December 06, 2022

## ADMINISTRATION – AMC countries, all sources

Cumulative as of December 05, 2022

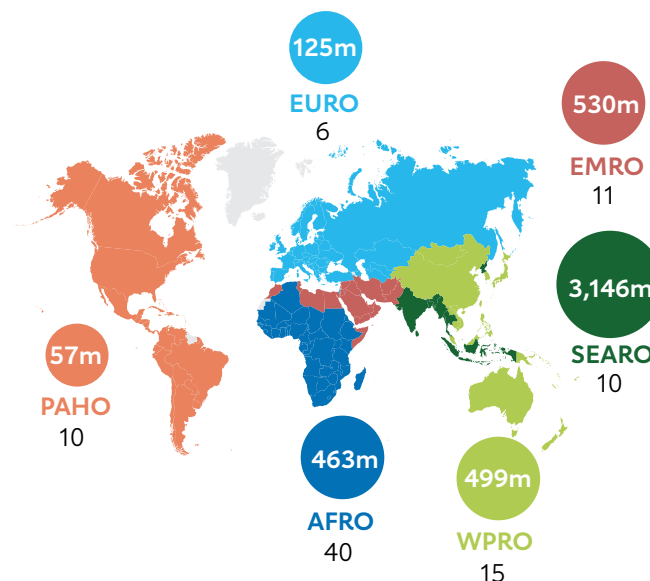
Total doses administered\*

**4.82bn**

Percentage of delivered doses utilised (December 08, 2022)

**80%**

Percentage above is the median among AMCs. Note, given in-country stock and expected wastage, utilisation rate is unlikely to ever reach 100%.



XXm — Total doses administered

XXXX — WHO Region

XX — # of AMC countries per region

Last update December 05, 2022

# COVAX DATA BRIEF

December 13, 2022



## ABSORPTION- AMC countries, all sources

Median average 4-wk daily vaccination rate (% pop/day) as of December 08, 2022

Median absorption rate, all AMC

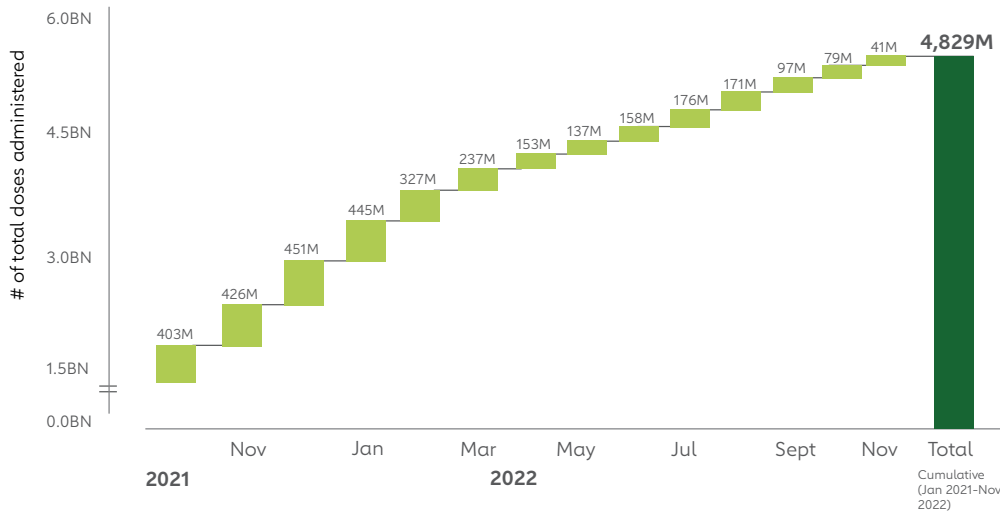
**0.04%**

Median absorption rate, LMICs

**0.05%**

Median absorption rate, LICs

**0.02%**



## COVAX DELIVERY SUPPORT

COVID funds committed by Gavi

**USD 898M**

November 30, 2022

November 28, 2022

**82**

No. of countries that have received CDS/delivery funding

Regions	# of countries
AFRO	39
EMRO	10
PAHO	10
WPRO	10
SEARO	8
EURO	5

## COVAX PORTFOLIO

November 30, 2022

### Status of advance purchase agreements (APAs)

Vaccine Products

AstraZeneca	<span style="color: green;">■</span>	Covovax (SII/NVX)	<span style="color: green;">■</span>
Covishield (SII/AZ)	<span style="color: green;">■</span>	Novavax	<span style="color: green;">■</span>
Sinopharm	<span style="color: green;">■</span>	Clover	<span style="color: lightgreen;">■</span>
Sinovac	<span style="color: green;">■</span>	J&J	<span style="color: orange;">■</span>
Pfizer-BioNTech	<span style="color: green;">■</span>	Moderna	<span style="color: orange;">■</span>

Completed ■ Nearing completion ■ In progress ■

### Current expiries

**3%**

Above-country expiries through COVAX APAs, current as % of available volumes

### Donations

December 12, 2022

Total donations

**843M**

# donor countries\*

**33**

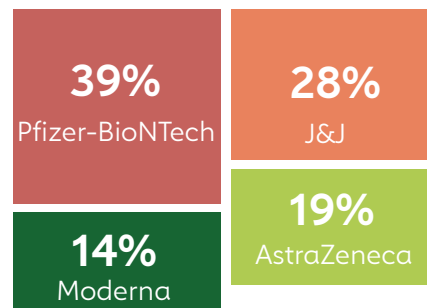
# recipient countries

**112**

Enumeration of total doses donated may be subject to change given evolving methodology.

\* The number of donor countries for whom shipments have been received by the recipient country

Donation volume, by product (December 12, 2022)



This COVAX data brief is produced by Gavi, the Vaccine Alliance's Office of the COVAX Facility, based on data from CEPI, WHO, and UNICEF. Coverage Equity graphic data source: [WHO COVID-19 Dashboard](#)

**COVAX**

CEPI



unicef

