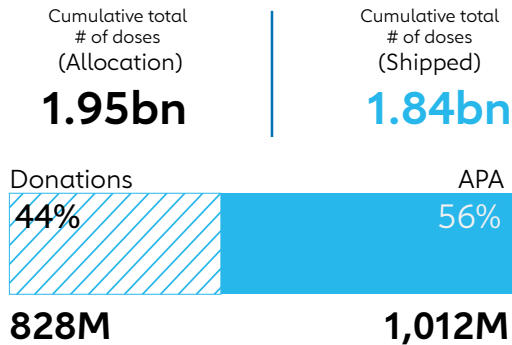


COVAX DATA BRIEF

November 14, 2022



ALLOCATIONS & DELIVERIES



100%
Doses made available against country requests through rolling allocation process

Cumulative total, to date (November 14, 2022)

Vaccine Products	Allocation*	Shipped
Pfizer-BioNTech	529m	512m
AstraZeneca	290m	288m
J&J	294m	274m
Covishield (SII/AZ)	302m	292m
Moderna	197m	187m
Sinovac	133m	118m
Sinopharm	115m	114m
Pfizer-BioNTech Pediatric	85m	55m
Novavax	3.3m	1.0m

* Allocation after any adjustment

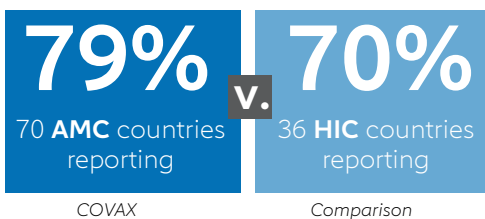
COVERAGE

Complete primary series, all sources, as of November 09, 2022

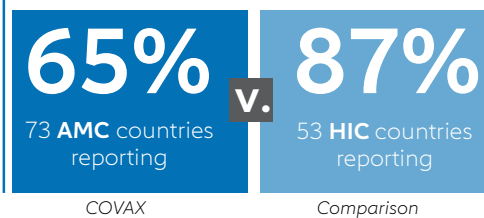
RESOURCE: [Steps from Allocation to Arrival](#)

HIGH-RISK

Healthcare workers



Older adults



AMC92

Complete primary series

52%

92 AMC countries reporting

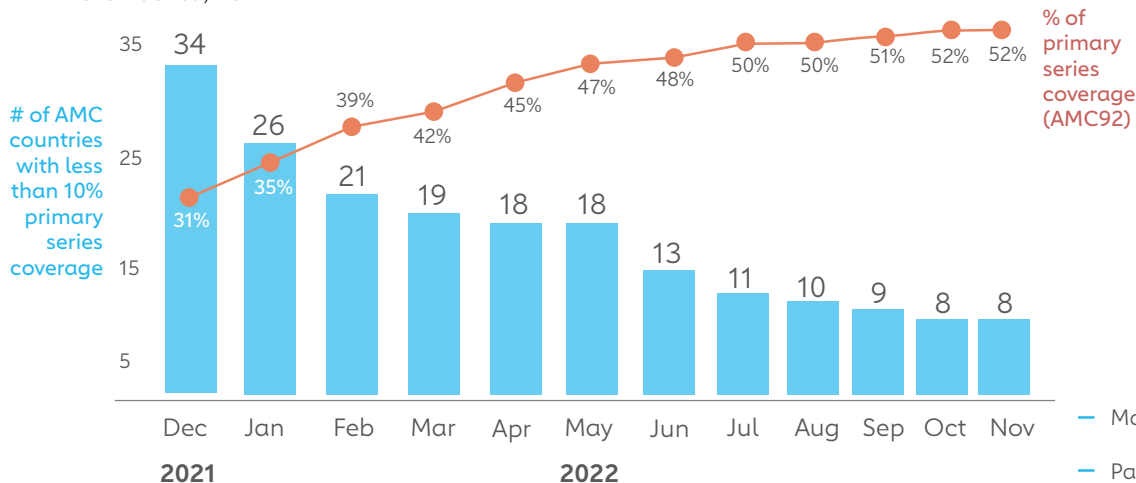
Booster

82%

of AMC participants started booster programmes

AMC countries below 10% full coverage

November 09, 2022



8
countries

- Madagascar
- Papua New Guinea
- Senegal
- Yemen
- Burundi
- Cameroon
- Democratic Republic of the Congo
- Haiti

RESOURCE: [List of countries targeted for support by the Joint COVID-19 Vaccine Delivery Partnership](#)

COVAX DATA BRIEF

November 14, 2022



COVERAGE (CONT.)

Cumulative for all sources as of November 09, 2022 and for COVAX deliveries as of November 14, 2022

ALL SOURCES

	% coverage (1 dose)	% coverage (2 doses)	% coverage (booster)	No. (%) of countries at 20% coverage (1 dose)	No. (%) of countries at 20% coverage (2 doses)
Global	70%	64%		209 (89%)	203 (87%)
AMC92	59%	52%	16%*	74 (80%)	70 (76%)
UMICs	81%	76%		54 (96%)	52 (93%)
HICs	80%	75%		69 (96%)	69 (96%)
AMC91	51%	43%		73 (80%)	69 (76%)
LICs	25%	20%		15 (56%)	13 (48%)
LMICs	66%	58%		49 (89%)	47 (85%)

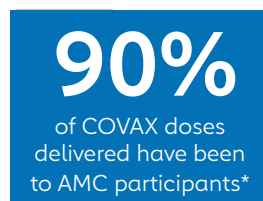
*calculating booster coverage at the aggregate level only includes those AMC countries in the denominator that are currently reporting booster dose administration. There are 75 AMC countries reporting booster uptake as of this reporting period.

COVAX DELIVERIES

% supply-based coverage (2 doses)	No. (%) of countries at 20% coverage (2 doses)	% of deliveries from COVAX
28%	60 (70%)	44%
24%	17 (63%)	76%
21%	32 (64%)	39%*

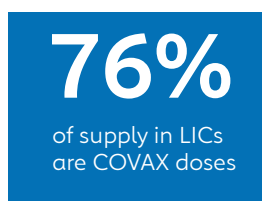
* This percentage for LMICs excludes India (AMC91). The % of deliveries from COVAX is reported from November 09, 2022. Supply-based coverage (i.e. if all doses used for 2 dose coverage, how many fully vaccinated).

COVAX supply



Last update November 14, 2022

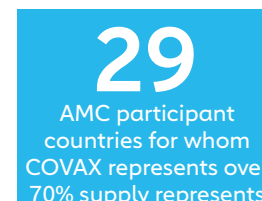
*Using current AMC participants (89) as a denominator / excluding Burundi, Eritrea and Marshall Islands who are eligible but have not joined



Last update November 09, 2022



Last update November 09, 2022



Last update November 09, 2022

ADMINISTRATION – AMC countries, all sources

Cumulative as of November 09, 2022

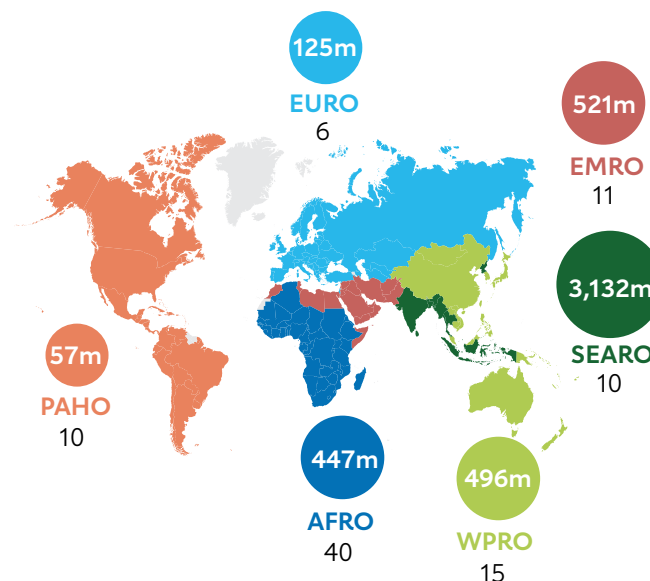
Total doses administered*

4.78bn

Percentage of delivered doses utilised (November 10, 2022)

78%

Percentage above is the median among AMCs. Note, given in-country stock and expected wastage, utilisation rate is unlikely to ever reach 100%.



XXm — Total doses administered

XXXX — WHO Region

XX — # of AMC countries per region

Last update November 09, 2022

COVAX DATA BRIEF

November 14, 2022



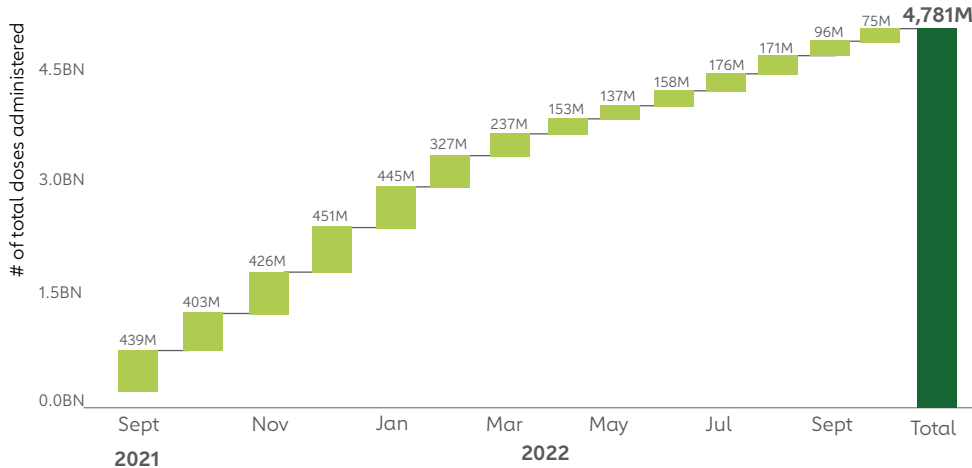
ABSORPTION- AMC countries, all sources

Median average 4-wk daily vaccination rate (% pop/day) as of November 10, 2022

Median absorption rate, all AMC
0.04%

Median absorption rate, LMICs
0.05%

Median absorption rate, LICs
0.03%



COVAX DELIVERY SUPPORT

COVID funds committed by Gavi

USD 892M

November 14, 2022

November 14, 2022

82	Regions	# of countries
No. of countries that have received CDS/delivery funding	AFRO	39
	EMRO	10
	PAHO	10
	WPRO	10
	SEARO	8
	EURO	5

COVAX PORTFOLIO

November 14, 2022

Status of advance purchase agreements (APAs)

Vaccine Products

AstraZeneca		Covovax (SII/NVX)	
Covishield (SII/AZ)		J&J	
Sinopharm		Moderna	
Sinovac		Novavax	
Pfizer-BioNTech		Clorox	

Completed Nearing completion In progress

Current expiries

3% Above-country expiries through COVAX APAs, current as % of available volumes

Donations

November 14, 2022

Total donations

828M

Enumeration of total doses donated may be subject to change given evolving methodology.

donor countries*

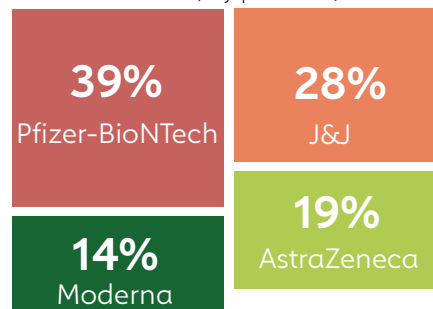
33

recipient countries

112

*The number of donor countries for whom shipments have been received by the recipient country

Donation volume, by product (November 14, 2022)



COVAX

CEPI



This COVAX data brief is produced by Gavi, the Vaccine Alliance's Office of the COVAX Facility, based on data from CEPI, WHO, and UNICEF. Coverage Equity graphic data source: [WHO COVID-19 Dashboard](#)