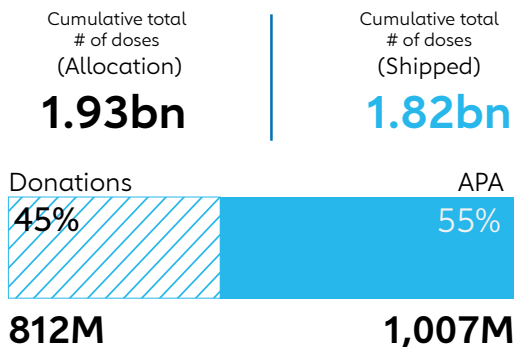


# COVAX DATA BRIEF

November 01, 2022



## ALLOCATIONS & DELIVERIES



**100%**  
Doses made available against country requests through rolling allocation process

Cumulative total, to date (November 01, 2022)

Vaccine Products	Allocation*	Shipped
Pfizer-BioNTech	525m	507m
AstraZeneca	290m	288m
J&J	291m	265m
Covishield (SII/AZ)	296m	292m
Moderna	197m	186m
Sinovac	133m	118m
Sinopharm	115m	114m
Pfizer-BioNTech Pediatric	84m	48m
Novavax	3.3m	1.0m

\* Allocation after any adjustment

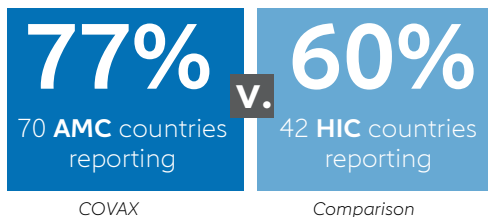
## COVERAGE

Complete primary series, all sources, as of October 28, 2022

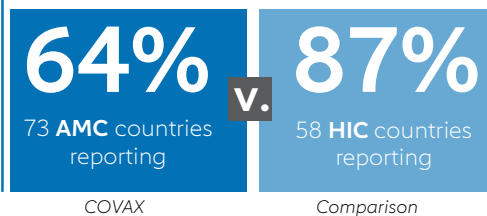
**RESOURCE:** [Steps from Allocation to Arrival](#)

### HIGH-RISK

#### Healthcare workers



#### Older adults

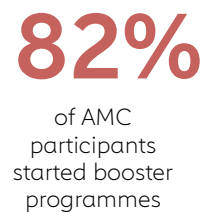


### AMC92

#### Complete primary series

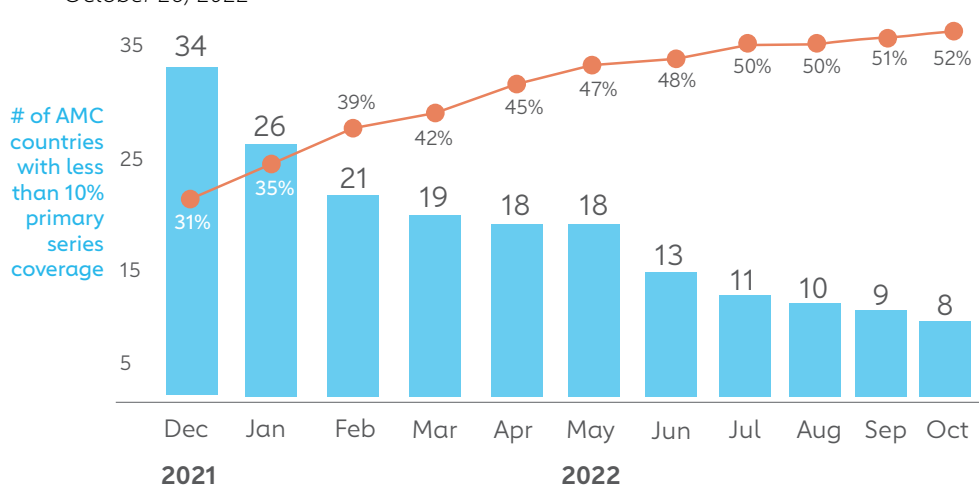


#### Booster



### AMC countries below 10% full coverage

October 26, 2022



- Burundi
- Cameroon
- Democratic Republic of the Congo
- Haiti
- Madagascar
- Papua New Guinea
- Senegal
- Yemen

**8**  
countries

**RESOURCE:** [List of countries targeted for support by the Joint COVID-19 Vaccine Delivery Partnership](#)

# COVAX DATA BRIEF

November 01, 2022



## COVERAGE (CONT.)

Cumulative for all sources as of October 26, 2022 and for COVAX deliveries as of October 28, 2022

### ALL SOURCES

	% coverage (1 dose)	% coverage (2 doses)	% coverage (booster)	No. (%) of countries at 20% coverage (1 dose)	No. (%) of countries at 20% coverage (2 doses)
Global	69%	64%		207 (88%)	202 (86%)
AMC92	58%	52%	16%*	72 (78%)	69 (75%)
UMICs	81%	76%		54 (96%)	52 (93%)
HICs	80%	75%		69 (96%)	69 (96%)
AMC91	50%	42%		71 (78%)	68 (75%)
LICs	24%	20%		13 (48%)	12 (44%)
LMICs	66%	58%		49 (89%)	47 (85%)

### COVAX DELIVERIES

% supply-based coverage (2 doses)	No. (%) of countries at 20% coverage (2 doses)	% of deliveries from COVAX
28%	61 (71%)	44%
23%	17 (63%)	76%
21%	33 (66%)	39%*

\*calculating booster coverage at the aggregate level only includes those AMC countries in the denominator that are currently reporting booster dose administration. There are 75 AMC countries reporting booster uptake as of this reporting period.

\* This percentage for LMICs excludes India (AMC91). The % of deliveries from COVAX is reported from October 17, 2022. Supply-based coverage (i.e. if all doses used for 2 dose coverage, how many fully vaccinated).

### COVAX supply

90%

of COVAX doses delivered have been to AMC participants\*

Last update October 28, 2022

76%

of supply in LICs are COVAX doses

Last update October 28, 2022

\*Using current AMC participants (89) as a denominator / excluding Burundi, Eritrea and Marshall Islands who are eligible but have not joined

50

AMC participant countries for whom COVAX represents over 50% supply represents

35% of the total AMC population

Last update October 17, 2022

28

AMC participant countries for whom COVAX represents over 70% supply represents

21% of the total AMC population

Last update October 17, 2022

## ADMINISTRATION – AMC countries, all sources

Cumulative as of October 26, 2022

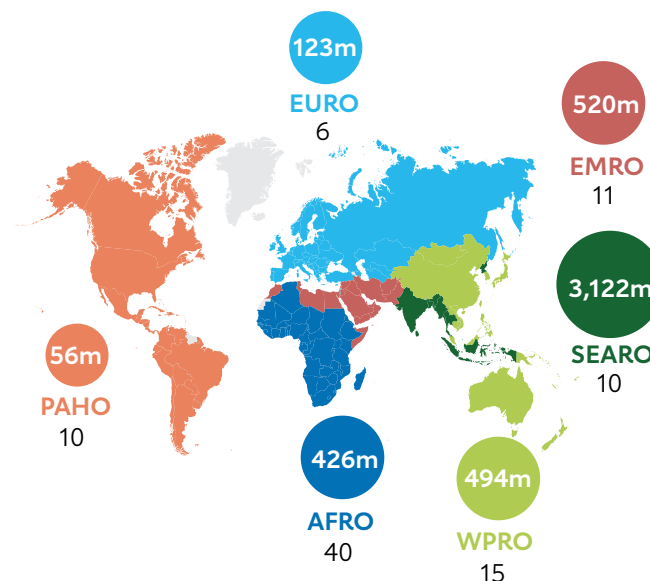
Total doses administered\*

4.74bn

Percentage of delivered doses utilised (October 28, 2022)

78%

Percentage above is the median among AMCs. Note, given in-country stock and expected wastage, utilisation rate is unlikely to ever reach 100%.



XXm — Total doses administered

XXXX — WHO Region

XX — # of AMC countries per region

Last update October 26, 2022

# COVAX DATA BRIEF

November 01, 2022



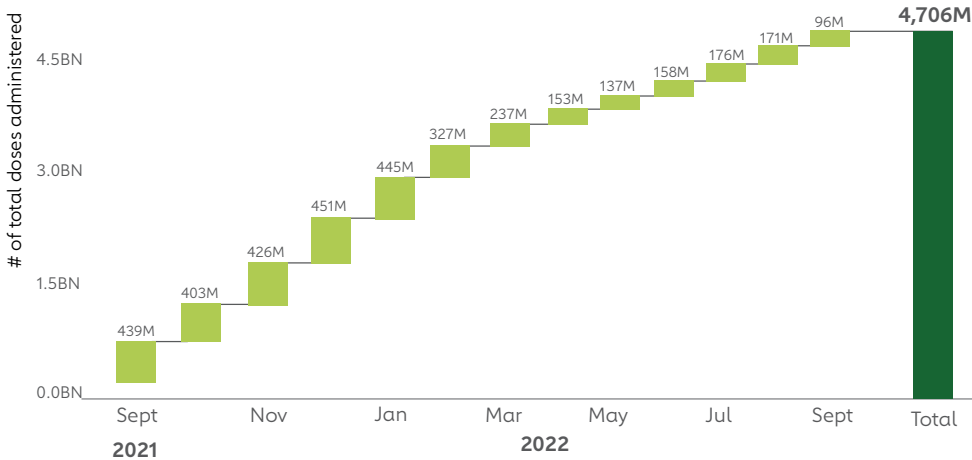
## ABSORPTION- AMC countries, all sources

Median average 4-wk daily vaccination rate (% pop/day) as of October 28, 2022

Median absorption rate, all AMC  
**0.04%**

Median absorption rate, LMICs  
**0.05%**

Median absorption rate, LICs  
**0.03%**



## COVAX DELIVERY SUPPORT

COVID funds committed by Gavi

**USD >800M**

September 26, 2022

October 31, 2022

**82**

No. of countries that have received CDS/delivery funding

### Regions

- AFRO
- EMRO
- PAHO
- WPRO
- SEARO
- EURO

## COVAX PORTFOLIO

October 11, 2022

### Status of advance purchase agreements (APAs)

#### Vaccine Products

AstraZeneca	<span style="color: green;">■</span>	Covovax (SII/NVX)	<span style="color: lightgreen;">■</span>
Covishield (SII/AZ)	<span style="color: darkgreen;">■</span>	J&J	<span style="color: orange;">■</span>
Sinopharm	<span style="color: lightgreen;">■</span>	Moderna	<span style="color: orange;">■</span>
Sinovac	<span style="color: lightgreen;">■</span>	Novavax	<span style="color: orange;">■</span>
Pfizer-BioNTech	<span style="color: lightgreen;">■</span>	Clor	<span style="color: orange;">■</span>

Completed ■ Nearing completion ■ In progress ■

### Current expiries

**3%**

Above-country expiries through COVAX APAs, current as % of available volumes

### Donations

November 01, 2022

Total donations

**812M**

Enumeration of total doses donated may be subject to change given evolving methodology.

# donor countries\*

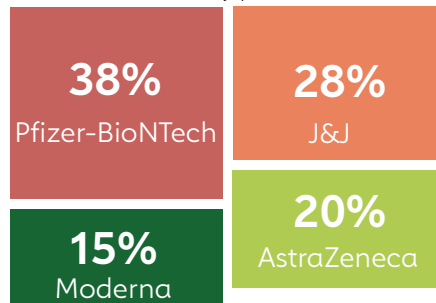
**33**

# recipient countries

**111**

\* The number of donor countries for whom shipments have been received by the recipient country

Donation volume, by product (November 01, 2022)



This COVAX data brief is produced by Gavi, the Vaccine Alliance's Office of the COVAX Facility, based on data from CEPI, WHO, and UNICEF. Coverage Equity graphic data source: [WHO COVID-19 Dashboard](#)

**COVAX**

CEPI



unicef

