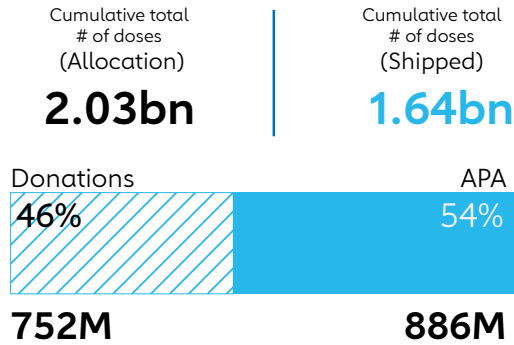


COVAX DATA BRIEF

September 6, 2022



ALLOCATIONS & DELIVERIES



Cumulative total, to date (September 5, 2022)

Vaccine Products	Allocation*	Shipped
Pfizer-BioNTech	657m	483m
AstraZeneca	290m	288m
J&J	269m	237m
Covishield (SII/AZ)	285m	190m
Moderna	196m	186m
Sinovac	133m	118m
Sinopharm	116m	114m
Pfizer-BioNTech Pediatric	83m	22m
Novavax	2.8m	0.5m

* Allocation after any adjustment

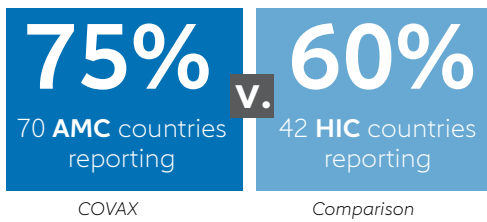
RESOURCE: [Steps from Allocation to Arrival](#)

COVERAGE

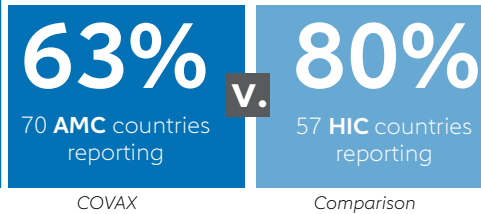
Complete primary series, all sources, as of September 01, 2022

HIGH-RISK

Healthcare workers



Older adults



AMC92

Complete primary series

50%

92 AMC countries reporting

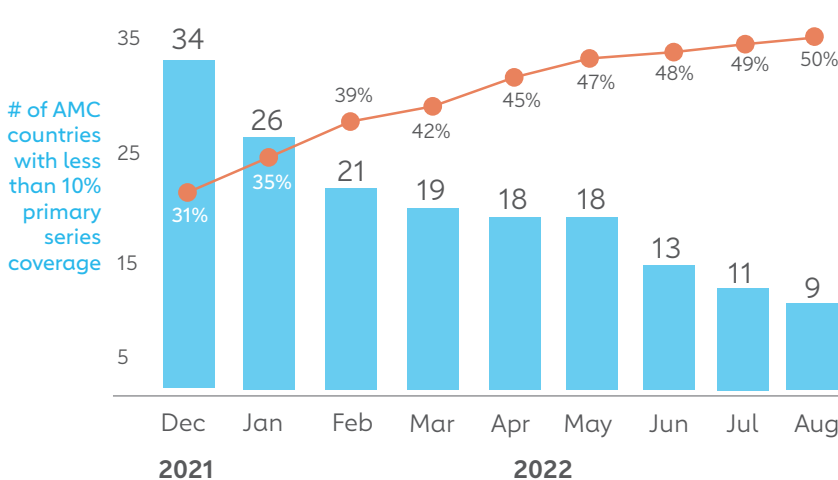
Booster

82%

of AMC participants started booster programmes

AMC countries below 10% full coverage

August 24, 2022



- Burundi
- Cameroon
- Democratic Republic of the Congo
- Haiti
- Madagascar
- Mali
- Papua New Guinea
- Senegal
- Yemen

RESOURCE: [List of countries targeted for support by the Joint COVID-19 Vaccine Delivery Partnership](#)

9
countries

COVAX DATA BRIEF

September 6, 2022



COVERAGE (CONT.)

Cumulative for all sources as of August 24, 2022 and for COVAX deliveries as of September 05, 2022

ALL SOURCES

	% coverage (1 dose)	% coverage (2 doses)	% coverage (booster)	No. (%) of countries at 20% coverage (1 dose)	No. (%) of countries at 20% coverage (2 doses)
Global	69%	63%		206 (88%)	197 (84%)
AMC92	57%	50%	13%*	71 (77%)	65 (71%)
UMICs	80%	76%		54 (96%)	51 (91%)
HICs	81%	75%		69 (96%)	69 (96%)
AMC91	48%	40%		70 (77%)	64 (70%)
LICs	22%	18%		13 (48%)	9 (33%)
LMICs	64%	57%		48 (87%)	46 (84%)

COVAX DELIVERIES

% supply-based coverage (2 doses)	No. (%) of countries at 20% coverage (2 doses)	% of deliveries from COVAX
26%	56 (65%)	43%
20%	14 (52%)	76%
18%	31 (62%)	39%*

*calculating booster coverage at the aggregate level only includes those AMC countries in the denominator that are currently reporting booster dose administration. There are 76 AMC countries reporting booster uptake as of this reporting period.

* This percentage for LMICs excludes India (AMC91). The % of deliveries from COVAX is reported from August 30, 2022. Supply-based coverage (i.e. if all doses used for 2 dose coverage, how many fully vaccinated).

COVAX supply

89%

of COVAX doses delivered have been to AMC participants*

Last update September 05, 2022

*Using current AMC participants (89) as a denominator / excluding Burundi, Eritrea and Marshall Islands who are eligible but have not joined

76%

of supply in LICs are COVAX doses

Last update August 30, 2022

48

AMC participant countries for whom COVAX represents over 50% supply represents

34% of the total AMC population

Last update August 30, 2022

30

AMC participant countries for whom COVAX represents over 70% supply represents

25% of the total AMC population

Last update August 30, 2022

ADMINISTRATION – AMC countries, all sources

Cumulative as of August 24, 2022

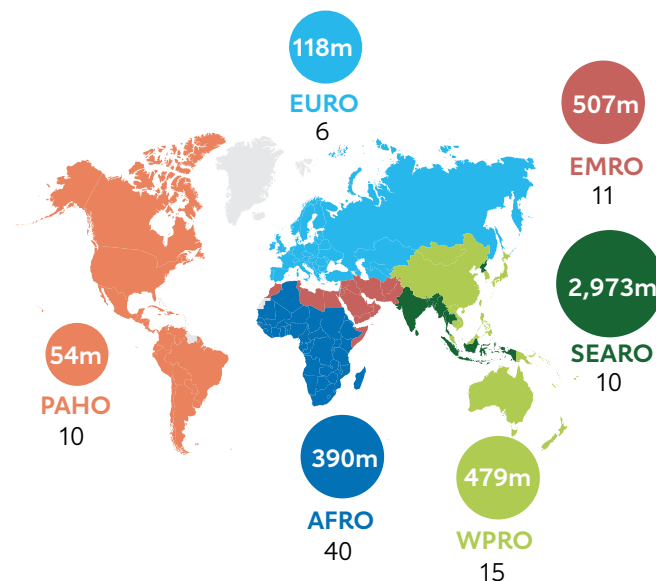
Total doses administered*

4.52bn

Percentage of delivered doses utilised (September 01, 2022)

77%

Percentage above is the median among AMCs. Note, given in-country stock and expected wastage, utilisation rate is unlikely to ever reach 100%.



XXm — Total doses administered

XXXX — WHO Region

XX — # of AMC countries per region

Last update August 24, 2022

COVAX DATA BRIEF

September 6, 2022



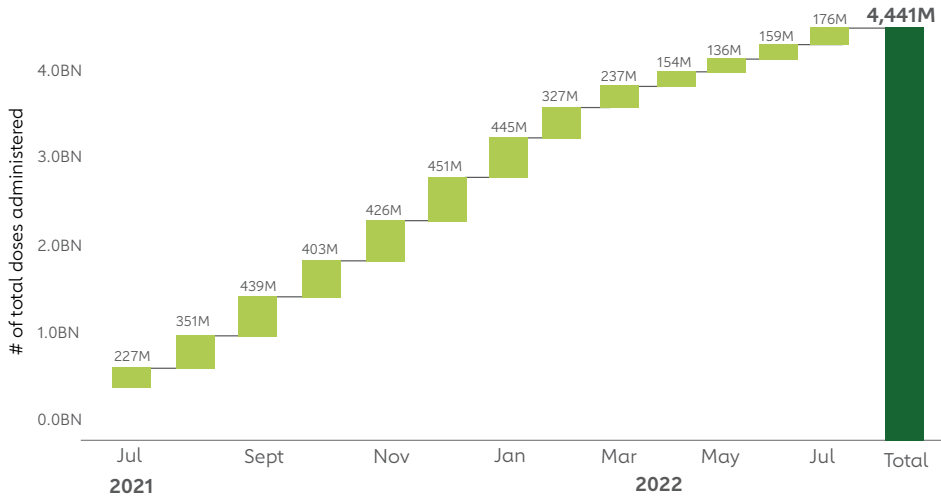
ABSORPTION- AMC countries, all sources

Median average 4-wk daily vaccination rate (% pop/day) as of September 01, 2022

Median absorption rate, all AMC
0.06%

Median absorption rate, LMICs
0.08%

Median absorption rate, LICs
0.03%




COVAX PORTFOLIO

September 05, 2022

Status of advance purchase agreements (APAs)

Vaccine Products



Completed ■ Nearing completion ■ In progress ■

Donations

September 05, 2022

Total donations

752M

donor countries*

32

recipient countries

109

Enumeration of total doses donated may be subject to change given evolving methodology.

* The number of donor countries for whom shipments have been received by the recipient country

COVAX DELIVERY SUPPORT

COVID funds committed by Gavi*

USD 799M

August 10, 2022

Channeled via partners (incl. WHO & UNICEF)

235M



Revised methodology for computing the total amount committed includes only those amounts which have been approved.

564M
Direct to countries

August 19, 2022

83

No. of countries that have received CDS/delivery funding

Regions	# of countries
AFRO	39
EMRO	10
PAHO	10
WPRO	10
SEARO	9
EURO	5

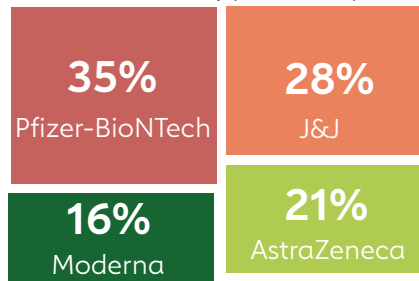
Current expiries

3%

Above-country expiries through COVAX APAs, current as % of available volumes

Donations

Donation volume, by product (September 05, 2022)



This COVAX data brief is produced by Gavi, the Vaccine Alliance's Office of the COVAX Facility, based on data from CEPI, WHO, and UNICEF. Coverage Equity graphic data source: [WHO COVID-19 Dashboard](#)

COVAX

CEPI

