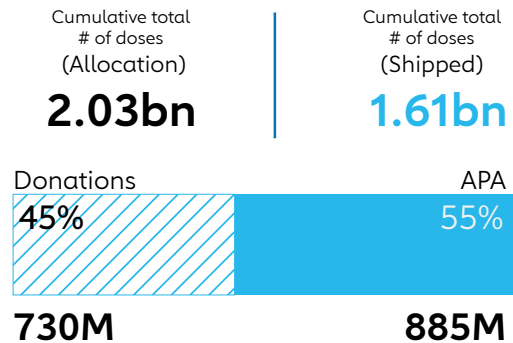


COVAX DATA BRIEF

August 22, 2022



ALLOCATIONS & DELIVERIES



Cumulative total, to date (22/08/2022)

Vaccine Products	Allocation*	Shipped
Pfizer-BioNTech	660m	469m
AstraZeneca	290m	288m
J&J	266m	235m
Covishield (SII/AZ)	285m	190m
Moderna	196m	186m
Sinovac	136m	118m
Sinopharm	116m	114m
Pfizer-BioNTech Pediatric	75m	14m
Novavax	2.8m	0.5m

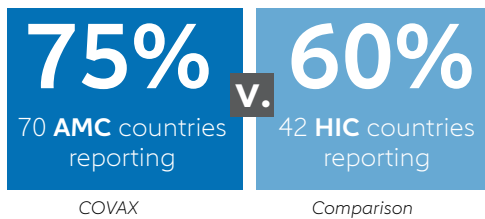
* Allocation after any adjustment

COVERAGE


Complete primary series, all sources, as of August 18, 2022

HIGH-RISK

Healthcare workers



Older adults



AMC92

Complete primary series

50%

92 AMC countries reporting

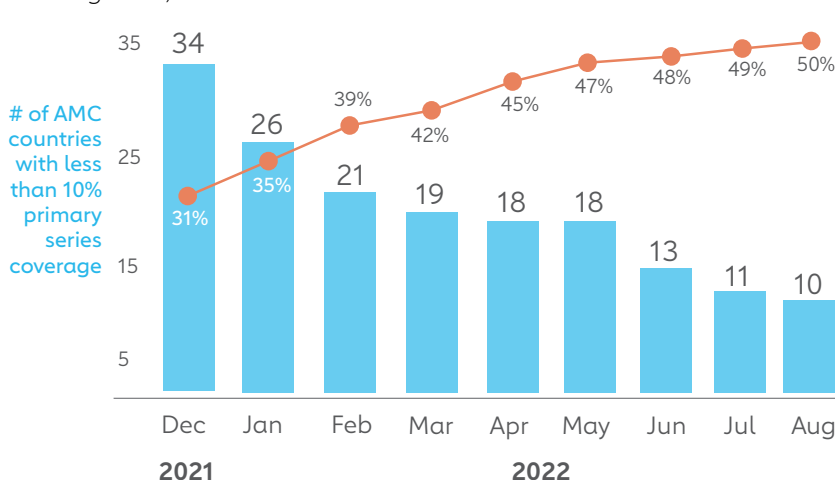
Booster

83%

of AMC participants started booster programmes

AMC countries below 10% full coverage

August 22, 2022



- Burundi
- Burkina Faso
- Cameroon
- Democratic Republic of the Congo
- Haiti
- Madagascar
- Mali
- Papua New Guinea
- Senegal
- Yemen

10
countries

RESOURCE: List of countries targeted for support by the Joint COVID-19 Vaccine Delivery Partnership

COVAX DATA BRIEF

August 22, 2022



COVERAGE (CONT.)

Cumulative for all sources as of August 17, 2022 and for COVAX deliveries as of August 22, 2022

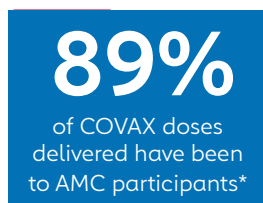
ALL SOURCES					
	% coverage (1 dose)	% coverage (2 doses)	% coverage (booster)	No. (%) of countries at 20% coverage (1 dose)	No. (%) of countries at 20% coverage (2 doses)
Global	68%	63%		205 (88%)	197 (84%)
AMC92	57%	50%	12%*	70 (76%)	65 (71%)
UMICs	80%	75%		54 (96%)	51 (91%)
HICs	81%	75%		68 (96%)	68 (96%)
AMC91	47%	40%		69 (76%)	64 (70%)
LICs	22%	18%		12 (44%)	9 (33%)
LMICs	64%	57%		48 (87%)	46 (84%)

*calculating booster coverage at the aggregate level only includes those AMC countries in the denominator that are currently reporting booster dose administration. There are 76 AMC countries reporting booster uptake as of this reporting period.

COVAX DELIVERIES		
% supply-based coverage (2 doses)	No. (%) of countries at 20% coverage (2 doses)	% of deliveries from COVAX
26%	55 (64%)	43%
20%	14 (52%)	75%
18%	30 (60%)	38%*

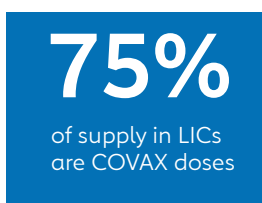
* This percentage for LMICs excludes India (AMC91). The % of deliveries from COVAX is reported from August 16, 2022. Supply-based coverage (i.e. if all doses used for 2 dose coverage, how many fully vaccinated).

COVAX supply

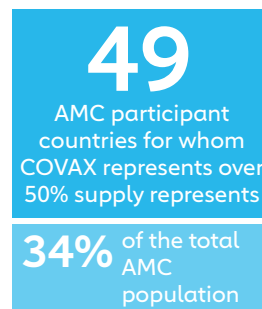


Last update August 22, 2022

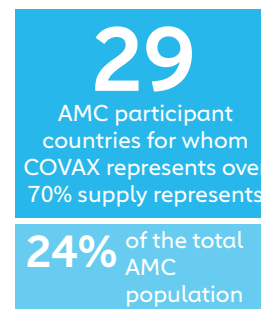
*Using current AMC participants (89) as a denominator / excluding Burundi, Eritrea and Marshall Islands who are eligible but have not joined



Last update August 16, 2022



Last update August 16, 2022



Last update August 16, 2022

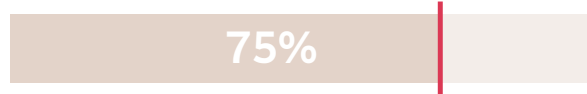
ADMINISTRATION – AMC countries, all sources

Cumulative as of August 17, 2022

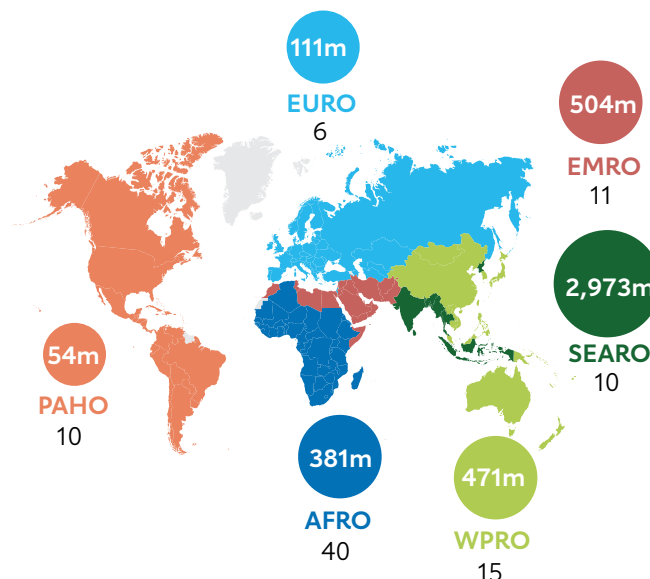
Total doses administered*

4.49bn

Percentage of delivered doses utilised (August 18, 2022)



Percentage above is the median among AMCs. Note, given in-country stock and expected wastage, utilisation rate is unlikely to ever reach 100%.



XXm — Total doses administered
XXXX — WHO Region
XX — # of AMC countries per region

Last update August 17, 2022

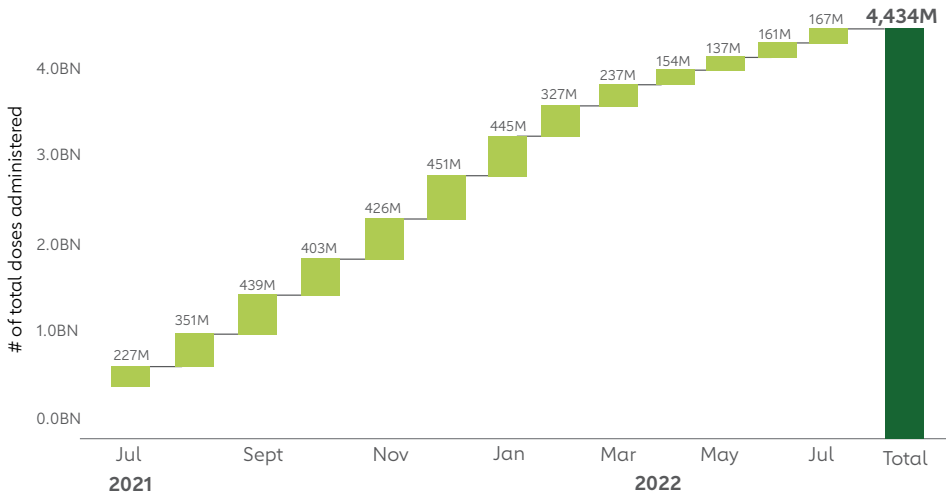
COVAX DATA BRIEF

August 22, 2022



ABSORPTION- AMC countries, all sources

Median average 4-wk daily vaccination rate (% pop/day) as of August 18, 2022



COVAX DELIVERY SUPPORT

COVID funds committed by Gavi*

USD 799M

August 10, 2022

Channeled via partners (incl. WHO & UNICEF)

235M



564M
Direct to countries

Revised methodology for computing the total amount committed includes only those amounts which have been approved.

August 19, 2022

83	Regions	# of countries
No. of countries that have received CDS/delivery funding	AFRO	39
	EMRO	10
	PAHO	10
	WPRO	10
	SEARO	9
	EURO	5

COVAX PORTFOLIO

July 29, 2022

Status of advance purchase agreements (APAs)

Vaccine Products

AstraZeneca		J&J	
Covishield (SII/AZ)		Moderna	
Sinopharm		Novavax	
Sinovac		Covovax (SII/NVX)	
Pfizer-BioNTech		Clower	

Completed Nearing completion In progress

Donations

August 22, 2022

Total donations

730M

donor countries*

32

recipient countries

109

Enumeration of total doses donated may be subject to change given evolving methodology.

* The number of donor countries for whom shipments have been received by the recipient country

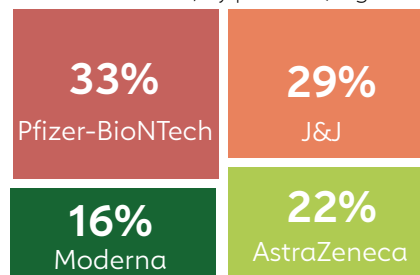
Current expiries

2%

Above-country expiries through COVAX APAs, current as % of available volumes

Donations

Donation volume, by product (August 22, 2022)



This COVAX data brief is produced by Gavi, the Vaccine Alliance's Office of the COVAX Facility, based on data from CEPI, WHO, and UNICEF. Coverage Equity graphic data source: [WHO COVID-19 Dashboard](https://www.who.int/dashboards/covid-19)

COVAX

CEPI

