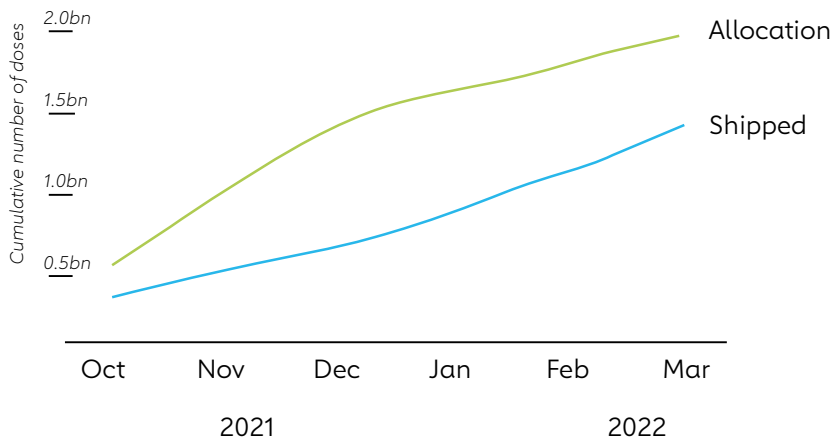


COVAX DATA BRIEF

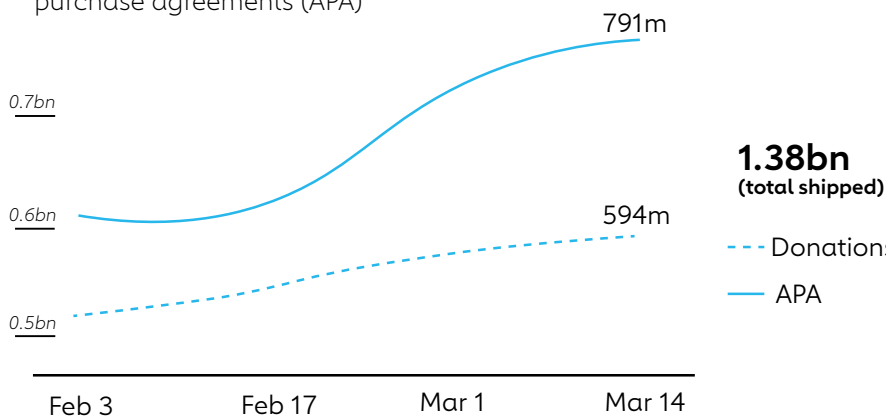
March 21, 2022



ALLOCATIONS & DELIVERIES



Cumulative total shipped, donations v. advance purchase agreements (APA)



Cumulative total, to date (21/03/2022)

Vaccine Products	Allocation	Shipped
Pfizer-BioNTech	665m	366m
AstraZeneca	364m	273m
Moderna	200m	176m
J&J	199m	156m
Covishield (SII/AZ)	183m	139m
Sinopharm	114m	108m
Sinovac	133m	105m
Covovax	0.7m	0

AMC-SPECIFIC DATA

88%

of COVAX doses delivered have been to AMC participants
Last update March 21, 2022

49%

AMC participants for whom COVAX represents over 50% supply*
Last update March 17, 2022

33%

AMC participants for whom COVAX represents over 70% supply
Last update March 17, 2022

*Using current AMC participants (89) as a denominator / excluding Burundi, Eritrea and Marshall Islands who are eligible but have not joined

[LINK TO RESOURCES: Steps from Allocation to Arrival](#)

DONATIONS

Donation volume, by product (March 21, 2022)

Moderna	20%
J&J	26%
AstraZeneca	26%
Pfizer-BioNTech	28%

Total donations shipped to date

593,823,050

donor countries

31

recipient countries

106

COVAX DATA BRIEF

March 21, 2022



COVERAGE RATES

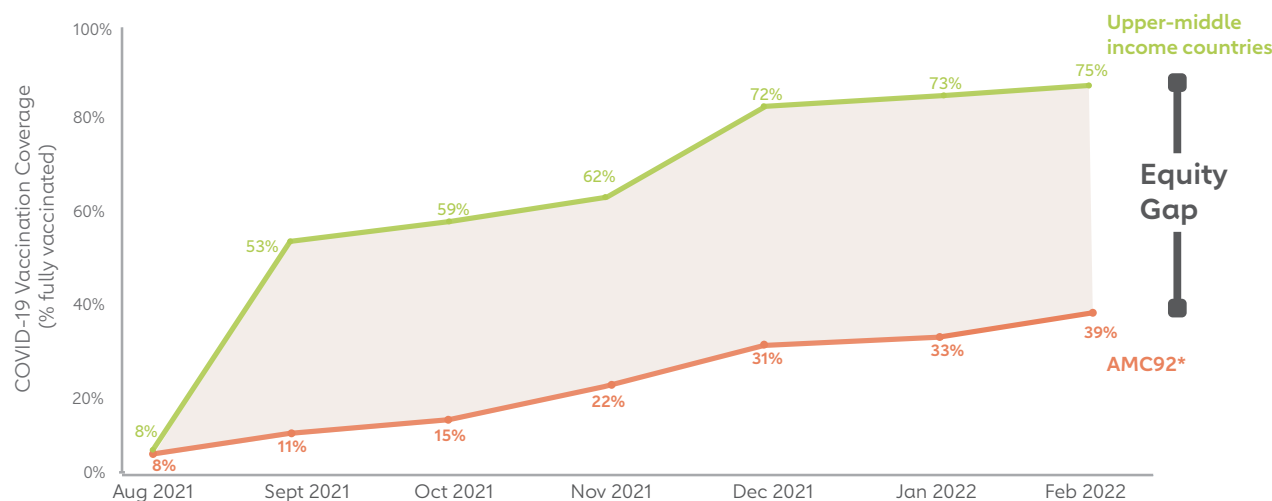
Cumulative for all sources as of March 18, 2022 and for COVAX deliveries as of March 21, 2022

	ALL SOURCES				COVAX DELIVERIES		
	% coverage (1 dose)	% coverage (2 doses)	No. (%) of countries at 20% coverage (1 dose)	No. (%) of countries at 20% coverage (2 doses)	% supply-based coverage (2 doses)	No. (%) of countries at 20% coverage (2 doses)	% of deliveries from COVAX
AMC91	40%	32%	61 (67%)	50 (55%)	22%	41 (47%)	42%
LICs	15%	10%	9 (30%)	4 (13%)	15%	7 (25%)	80%
LMICs	58%	48%	41 (80%)	35 (69%)	16%	24 (47%)	38%*
UMICs	77%	74%	45 (96%)	43 (91%)			
HICs	79%	74%	62 (95%)	62 (95%)			

Supply-based coverage (i.e. if all doses used for 2 dose coverage, how many fully vaccinated)
AMC91 excludes India

* This percentage for LMICs excludes India

COVERAGE RATES, EQUITY GAP



*AMC92 represents coverage in the 92 countries and territories supported by the Gavi COVAX Advance Market Commitment (AMC)

ADMINISTRATION RATES – AMC countries, all sources

Cumulative as of March 18, 2022

Total doses administered*
3.69bn

Median percent of delivered vaccine courses in AMC participants administered



*Courses administered refers to product utilisation - accounting for doses that currently remain unadministered due to long-term planning (that will be administered in the future), as well as wastage rates.

WHO Regions	Total doses administered	# of AMC countries per region
AFRO	247m	40
PAHO	46m	10
EMRO	391m	11
EURO	92m	6
SEARO	2.52bn	10
WPRO	392m	15

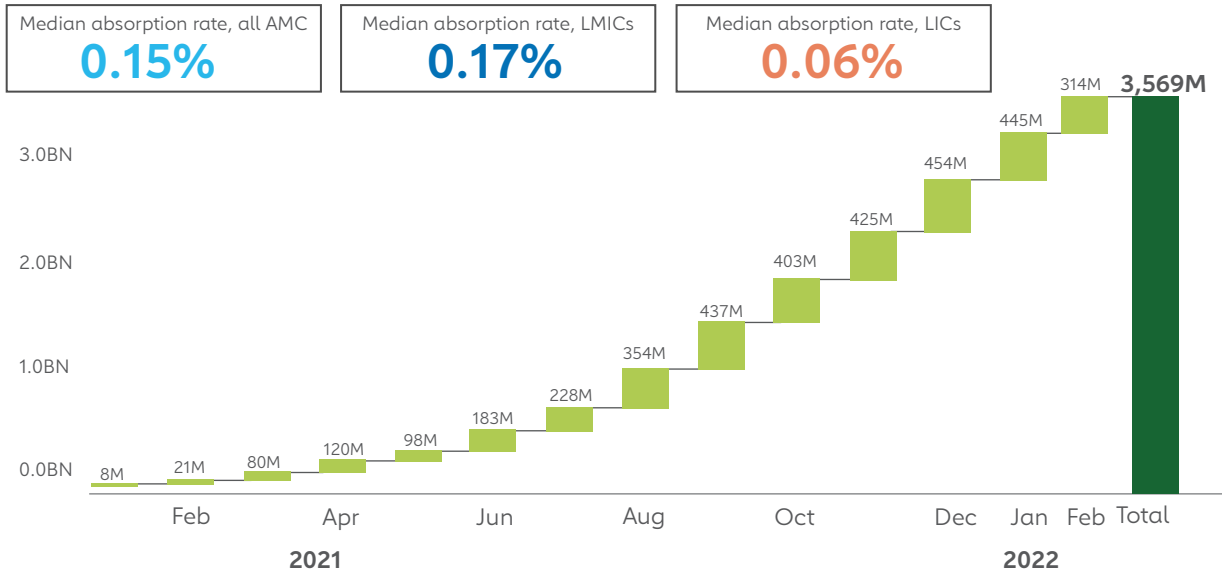
COVAX DATA BRIEF

March 21, 2022



ABSORPTION- AMC countries, all sources

Median average 4-wk daily vaccination rate (% pop/day) as of March 17, 2022



Aggregate historical dose absorption by month across AMC participant portfolio

(Jan 2021-Feb 2022)

Data as of 09 Mar 2022, source: COVID19 Delivery Partnership data

COVID VACCINE DELIVERY SUPPORT (CDS)

Total amount disbursed:

USD 459M

March 21, 2022

USD 288.5M direct to countries
USD 170M channelled via partners

82

No. of countries that have received CDS/delivery funding

Regions	# of countries
AFRO	38
EMRO	10
PAHO	10
WPRO	10
SEARO	8
EURO	6

COVAX funding channelled through Gavi to governments and partners, including financial grants to countries, cold chain equipment and ultra cold chain, technical assistance, and support for management capacity enhancement, scale up, and demand generation and confidence activities.

LINK TO RESOURCES: [List of countries targeted for support by the Joint COVID-19 Vaccine Delivery Partnership](#)

This COVAX data brief is produced by Gavi, the Vaccine Alliance's Office of the COVAX Facility, based on data from CEPI, WHO, and UNICEF. Coverage Equity graphic data source: [WHO COVID-19 Dashboard](#)

COVAX

