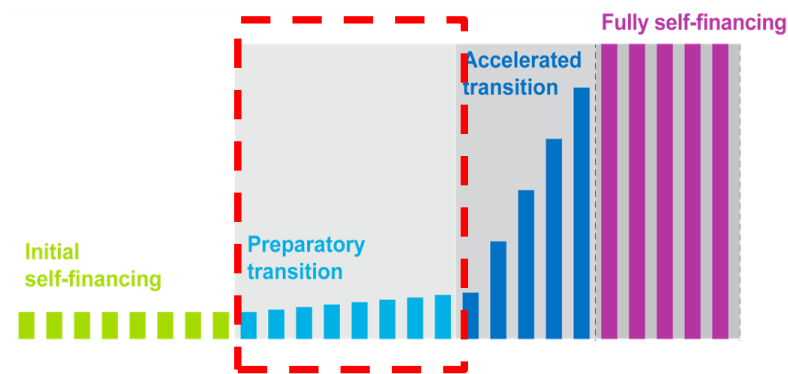


Zambia

Region: Southern Africa

Key information on co-financing

- Gross National Income per capita (2017): \$ 1,300
- Co-financing status (2019): Preparatory transition phase
Country is projected to remain in preparatory transition phase for next 5 years



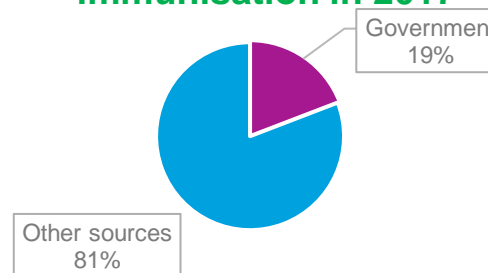
Immunisation financing

	2013	2014	2015	2016	2017
Vaccines used in routine immunisation					
- Government expenditure	\$ 2,432,692	\$ 1,507,620	\$ 4,872,025	\$ 1,946,125	\$ 2,000,617
- Total expenditure	\$ 8,406,495	\$ 11,948,620	\$ 23,650,532	\$ 15,110,303	\$ 15,533,394
- Government as % of total	29%	13%	21%	13%	13%
Routine immunisation					
- Government expenditure	\$ 25,289,340	\$ 18,281,280	\$ 11,273,221	\$ 7,139,736	\$ 7,339,649
- Total expenditure	\$ 36,651,217	\$ 18,580,648	\$ 36,387,108	\$ 37,171,099	\$ 38,288,273
- Government as % of total	69%	98%	31%	19%	19%

Source: WHO-UNICEF Joint Reporting Form 2017

Domestic General government expenditure on health as a share of gross domestic product: **0.3%**

Expenditure on routine immunisation in 2017



Source: WHO National Health Accounts, 2015

Gavi supported vaccines

Vaccines	Type	Year(s) of Gavi support	Co-financing required
Tetra DTP-HpB	Routine	2004	No
Pentavalent	Routine	2005-present	Yes
Measles	Routine	2013-2014	No
PCV	Routine	2012-present	Yes
Rotavirus	Routine	2013-present	Yes
IPV	Routine	2018 introduction	No
Measles-Rubella	Campaign	2016	No

Co-financing payments

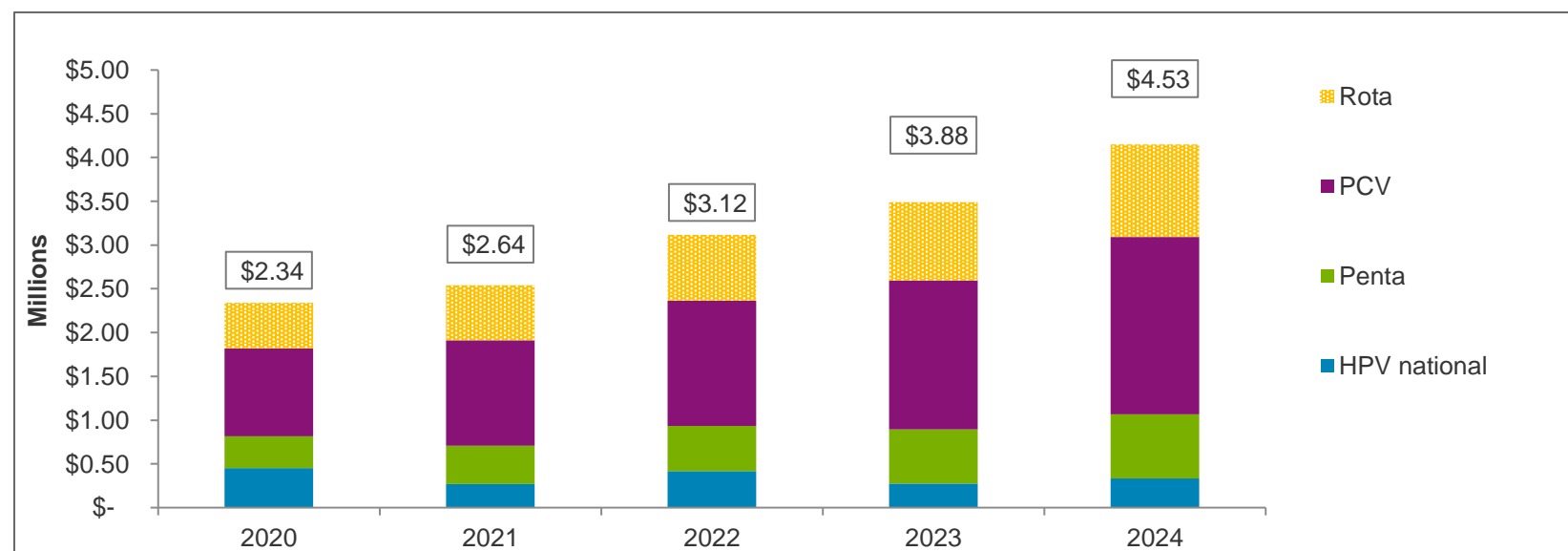
Year	Total amount paid by the country	Co-financed vaccines		
		Vaccine	Co-financing	Co-financing
2008	\$ 2,208,000	Penta	-	-
2009	\$ 1,563,000	Penta	-	-
2010	\$ 716,000	Penta	-	-
2011	\$ 477,000	Penta	-	-
2012	\$ 585,000	Penta	-	PCV
2013	\$ 1,111,000	Penta	Rota	PCV
2014	\$ 1,156,000	Penta	Rota	PCV
2015	\$ 2,064,000	Penta	Rota	PCV
2016	\$ 1,703,000	Penta	Rota	PCV
2017	\$ 1,640,000	Penta	Rota	PCV
2018	\$ 2,227,000	Penta	Rota	PCV

Country introduced Penta with Gavi support in 2005 and started co-financing Penta in 2008.

Co-financing obligations for 2019

	Co-financing obligations (in US\$)	Co-financing obligations (in doses)
Pentavalent	\$ 343,500	293,900
Rota	\$ 501,000	216,000
PCV	\$ 1,226,000	393,200
HPV	\$ 471,000	102,400
Total	\$ 2,541,500	

Co-financing projections for 2020 - 2024



	2020	2021	2022	2023	2024
HPV national	\$ 451,064	\$ 271,543	\$ 415,443	\$ 276,698	\$ 332,871
Penta	\$ 362,881	\$ 435,640	\$ 518,360	\$ 616,536	\$ 732,882
PCV	\$ 1,002,689	\$ 1,203,859	\$ 1,432,664	\$ 1,704,042	\$ 2,025,278
Rota	\$ 524,604	\$ 629,728	\$ 749,247	\$ 891,081	\$ 1,058,853
MR follow up	\$ -	\$ 98,261	\$ -	\$ -	\$ -
Total	\$ 2,341,238	\$ 2,639,032	\$ 3,115,713	\$ 3,884,428	\$ 4,529,686

- Projections are based on Gavi's operational forecast version 16.
- These projections do not guarantee renewal of support or approval of country's application.
- Final co-financing obligations will be communicated through decision letters.