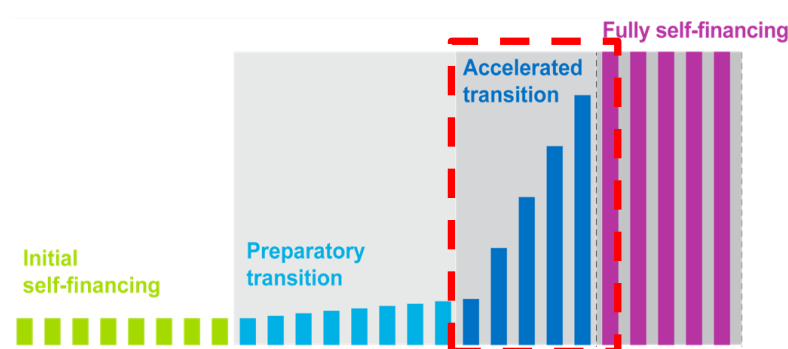


Uzbekistan

Region: EURO

Key information on co-financing

- Gross National Income per capita (2017): \$ 1,980
- Co-financing status (2019): Accelerated transition phase



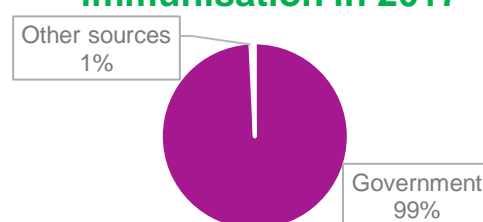
Immunisation financing

	2013	2014	2015	2016	2017
Vaccines used in routine immunisation					
- Government expenditure	\$ 3,575,000	\$ 3,438,000	\$ 5,292,663	\$ 7,162,619	\$ 12,084,473
- Total expenditure	\$ 7,280,500	\$ 5,191,659	\$ 6,786,866	\$ 16,195,575	\$ 12,184,500
- Government as % of total	49%	66%	78%	44%	99%
Routine immunisation					
- Government expenditure	\$ -	\$ -			\$ 24,396,700
- Total expenditure	\$ 13,072,000	\$ 10,815,956	\$ 20,419,236	\$ 18,896,025	\$ 24,581,300
- Government as % of total	0%	0%	N/A	N/A	99%

Source: WHO-UNICEF Joint Reporting Form 2017

Domestic General government expenditure on health as a share of gross domestic product: **0.2%**

Expenditure on routine immunisation in 2017



Source: WHO National Health Accounts, 2015

Gavi supported vaccines

Vaccines	Type	Year(s) of Gavi support	Co-financing required
HepB mono	Routine	2001-2007	No
Pentavalent	Routine	2009-present	Yes
Rotavirus	Routine	2014-present	Yes
PCV	Routine	2015-present	Yes
IPV	Routine	2018 introduction	No

Co-financing payments

	Total amount paid by the country	Co-financed vaccines
2009	\$ 610,000	Penta - -
2010	\$ 573,000	Penta - -
2011	\$ 390,000	Penta - -
2012	\$ 571,000	Penta - -
2013	\$ 637,000	Penta - -
2014	\$ 916,000	Penta Rota -
2015	\$ 2,341,000	Penta Rota PCV
2016	\$ 4,534,000	Penta Rota PCV
2017	\$ 7,619,000	Penta Rota PCV
2018	\$ 7,301,000	* Rota PCV

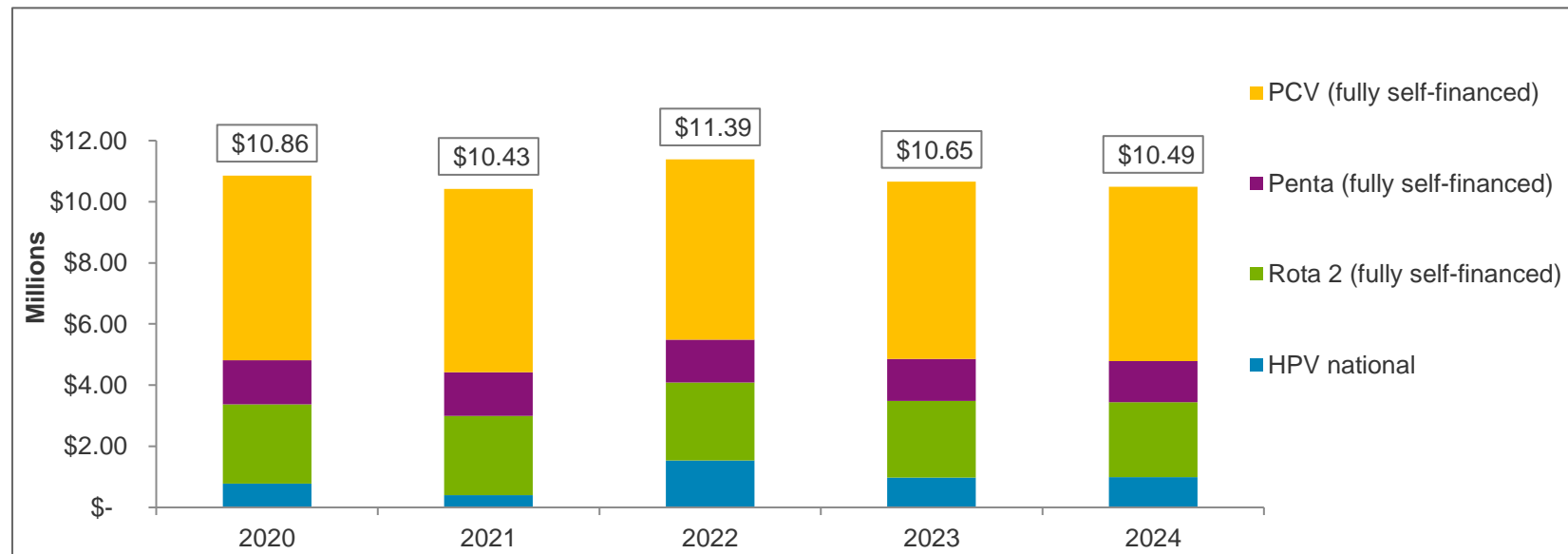
Co-financing obligations for 2019

	Co-financing obligations (in US\$)	Co-financing obligations (in doses)
PCV	\$ 5,986,500	1,731,700
Rota	NA	NA
HPV	\$ 599,000	130,200

Total | \$ **6,585,500**

*Country communication on Rota vaccine is pending and will be communicated in Feb'2019.

Co-financing projections for 2020 - 2024



	2020	2021	2022	2023	2024
HPV national	\$ 774,430	\$ 408,581	\$ 1,543,050	\$ 981,158	\$ 984,754
Rota 2 (fully self-financed)	\$ 2,601,223	\$ 2,588,684	\$ 2,543,813	\$ 2,499,127	\$ 2,456,468
Penta (fully self-financed)	\$ 1,445,201	\$ 1,421,392	\$ 1,396,754	\$ 1,372,218	\$ 1,348,795
PCV (fully self-financed)	\$ 6,037,509	\$ 6,008,405	\$ 5,904,258	\$ 5,800,541	\$ 5,701,527
Total	\$ 10,858,363	\$ 10,427,063	\$ 11,387,875	\$ 10,653,044	\$ 10,491,544

- Projections are based on Gavi's operational forecast version 16.
- These projections do not guarantee renewal of support or approval of country's application.
- Final co-financing obligations will be communicated through decision letters.