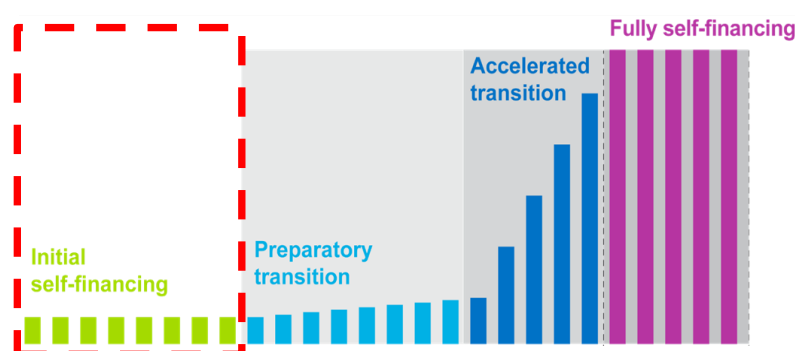


Togo

Region: West Africa

Key information on co-financing

- Gross National Income per capita (2017): **\$610**
- Co-financing status (2019): **Initial self-financing**
- Country is projected to stay in initial self financing phase for next 5 years.



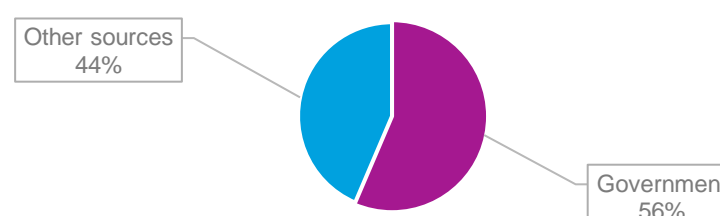
Immunisation financing

	2013	2014	2015	2016	2017
Vaccines used in routine immunisation					
- Government expenditure	\$ 1,063,830	\$ 920,000	\$ 543,422	\$ 445,686	\$ 561,763
- Total expenditure	\$ 2,523,752	\$ 3,092,880	\$ 4,748,738	\$ 4,737,557	\$ 3,217,982
- Government as % of total	42%	30%	11%	9%	17%
Routine immunisation					
- Government expenditure	\$ 5,352,552	\$ 920,000	\$ 4,487,282	\$ 4,389,546	\$ 4,798,970
- Total expenditure	\$ 9,730,220	\$ 3,624,880	\$ 9,186,067	\$ 10,475,663	\$ 8,505,426
- Government as % of total	55%	25%	49%	42%	56%

Source: WHO-UNICEF Joint Reporting Form 2017

Domestic General government expenditure on health as a share of gross domestic product: **0.47%**

Expenditure on routine immunisation in 2017



Source: WHO National Health Accounts, 2015

Gavi supported vaccines

Vaccines	Type	Year(s) of Gavi support	Co-financing required
Yellow Fever	Routine	2002-present	Yes
Pentavalent	Routine	2008-present	Yes
PCV	Routine	2014-present	Yes
Rotavirus	Routine	2014-present	Yes
Meningitis A	Campaign	2014	No
HPV	Demonstration	2014-2015	No
IPV	Routine	2018 introduction	No
Yellow Fever	Campaign	2007	No
MR	Campaign	2018	No

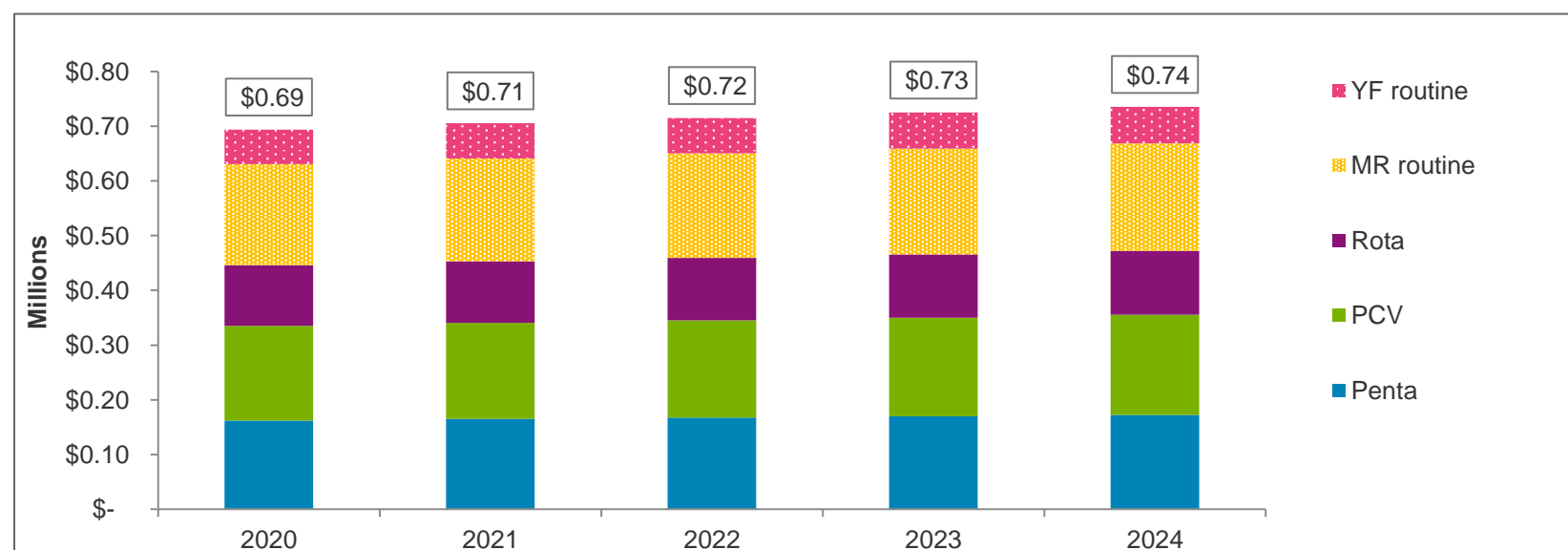
Co-financing payments

Year	Total amount paid by the country	Co-financed vaccines				
		Penta	Yellow Fever	PCV	Rota	MR
2008	\$ 75,000	Penta	-	-	-	
2009	\$ 145,000	Penta	-	-	-	
2010	\$ 169,000	Penta	Yellow Fever	-	-	
2011	\$ 168,000	Penta	Yellow Fever	-	-	
2012	\$ 244,000	Penta	Yellow Fever	-	-	
2013	\$ 188,000	Penta	Yellow Fever	-	-	
2014	\$ 553,000	Penta	Yellow Fever	PCV	Rota	
2015	\$ 562,000	Penta	Yellow Fever	PCV	Rota	
2016	\$ 449,000	Penta	Yellow Fever	PCV	Rota	
2017	\$ 446,000	Penta	Yellow Fever	PCV	Rota	
2018	\$ 805,000	Penta	Yellow Fever	PCV	Rota	MR

Co-financing obligations for 2019

	Co-financing obligations (in US\$)	Co-financing obligations (in doses)
YF	\$ 70,500	57,600
Rota	\$ 112,500	49,500
PCV	\$ 171,500	57,400
Pentavalent	\$ 198,000	278,000
MR	\$ 126,500	194,300
Total	\$ 679,000	

Co-financing projections for 2020 - 2024



	2020	2021	2022	2023	2024
Penta	\$ 162,239	\$ 164,901	\$ 167,148	\$ 169,475	\$ 171,870
PCV	\$ 173,159	\$ 176,000	\$ 178,399	\$ 180,882	\$ 183,439
Rota	\$ 110,262	\$ 112,071	\$ 113,598	\$ 115,180	\$ 116,808
MR routine	\$ 185,434	\$ 188,477	\$ 191,086	\$ 193,777	\$ 196,535
YF routine	\$ 62,948	\$ 63,981	\$ 64,852	\$ 65,755	\$ 66,685
Total	\$ 694,042	\$ 705,431	\$ 715,084	\$ 725,068	\$ 735,336

- Projections are based on Gavi's operational forecast version 16.
- These projections do not guarantee renewal of support or approval of country's application.
- Final co-financing obligations will be communicated through decision letters.