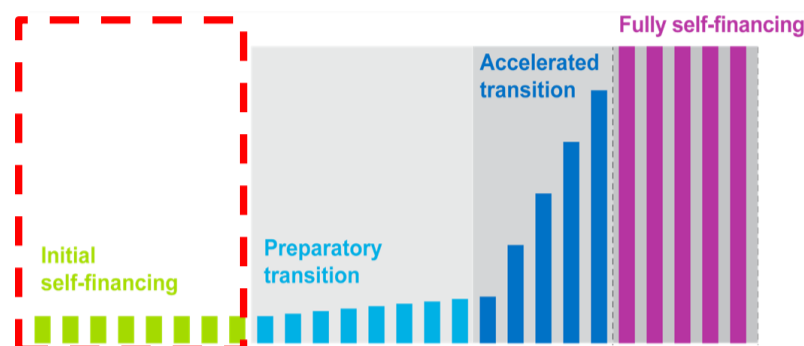


Tanzania

Region: East Africa

Key information on co-financing

- Gross National Income per capita (2016): \$ 900
- Co-financing status (2018): Initial self-financing
- Projected to enter the preparatory transition phase: 2020



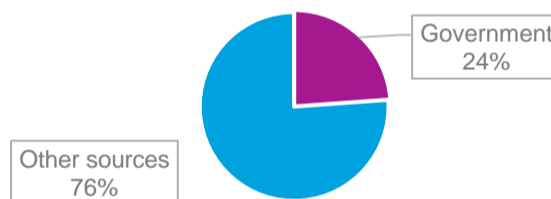
Immunisation financing

	2012	2013	2014	2015	2016
Vaccines used in routine immunisation					
- Government expenditure	\$ 5,882,252	\$ 4,540,920	\$ 3,513,379	\$ 4,579,418	\$ 8,432,850
- Total expenditure	\$ 23,537,753	\$ 68,600,130	\$ 58,769,879	\$ 41,693,227	\$ 50,971,450
- Government as % of total	25%	7%	6%	11%	17%
Routine immunisation					
- Government expenditure	\$ 5,934,559	\$ 5,565,920	\$ 15,443,664	\$ 23,941,551	\$ 17,354,840
- Total expenditure	\$ 26,383,115	\$ 72,813,313	\$ 72,287,487	\$ 42,794,217	\$ 72,740,226
- Government as % of total	22%	8%	21%	56%	24%

Source: WHO-UNICEF Joint Reporting Form 2017

Expenditure on routine immunisation in 2016

Domestic General government expenditure on health as a share of gross domestic product: **15%**



Source: WHO National Health Accounts, 2015

Gavi supported vaccines

Vaccines	Type	Year(s) of Gavi support	Co-financing required
Tetra DTP-HepB	Routine	2001-2008	Yes
Pentavalent	Routine	2009-present	Yes
PCV	Routine	2012-present	Yes
Rotavirus	Routine	2013-present	Yes
HPV	Demonstration	2014-2015	No
Measles	Routine	2014-present	No
Measles-Rubella	Campaign	2014	No
IPV	Routine	2015-present	No

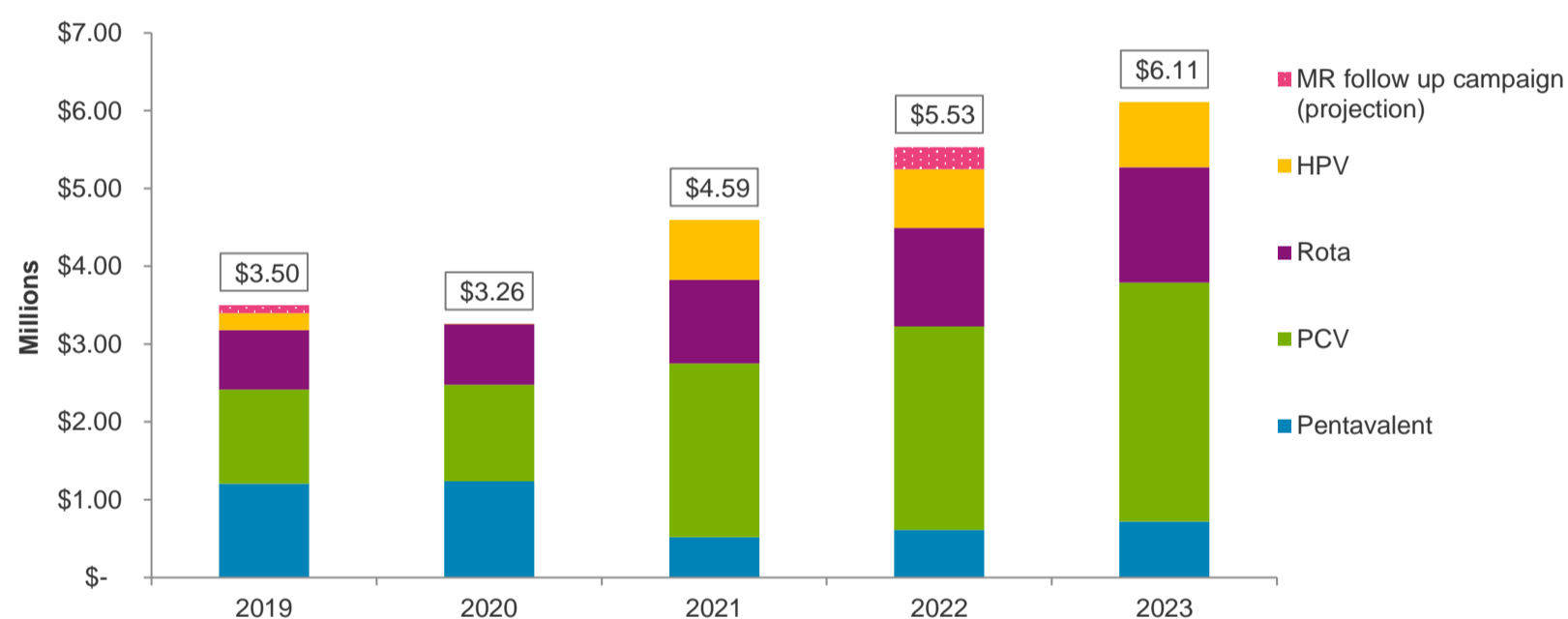
Co-financing payments

	Total amount paid by the country	Co-financed vaccines		
2008	\$ 3,924,000	-	Tetra DTP-HepB	-
2009	\$ 1,082,000	-	Penta	-
2010	\$ 1,507,000	-	Penta	-
2011	\$ 727,000	-	Penta	-
2012	\$ 1,604,000	-	Penta	PCV
2013	\$ 2,810,000	Rota	Penta	PCV
2014	\$ 3,119,000	Rota	Penta	PCV
2015	\$ 2,328,000	Rota	Penta	PCV
2016	\$ 2,414,000	Rota	Penta	PCV
2017	\$ 3,274,000	Rota	Penta	PCV

Co-financing obligations for 2018

	Minimum co-financing per dose	Co-financing obligations (in US\$)	Co-financing obligations (in doses)
Pentavalent	\$ 0.20	\$ 1,130,500	1,455,000
PCV	\$ 0.20	\$ 1,386,500	452,000
Rota	\$ 0.20	\$ 712,000	343,500
HPV	\$ 0.20	\$ 348,500	76,600
Total		\$ 3,577,500	

Co-financing projections 2019-2023



	2019	2020	2021	2022	2023
Pentavalent	\$ 1,207,721	\$ 1,238,724	\$ 521,571	\$ 612,466	\$ 718,805
PCV	\$ 1,206,513	\$ 1,237,485	\$ 2,228,195	\$ 2,615,689	\$ 3,070,460
Rota	\$ 764,286	\$ 783,905	\$ 1,077,819	\$ 1,265,278	\$ 1,484,730
HPV	\$ 219,333	\$ 566	\$ 766,671	\$ 756,503	\$ 837,064
MR follow up campaign	\$ 105,730	\$ -	\$ -	\$ 281,737	\$ -
Total	\$ 3,503,583	\$ 3,260,680	\$ 4,594,257	\$ 5,531,673	\$ 6,111,059

- Projections are based on Gavi's operational forecast version 15.
- These projections do not guarantee renewal of support or approval of country's application.
- Final co-financing obligations will be communicated through decision letters.