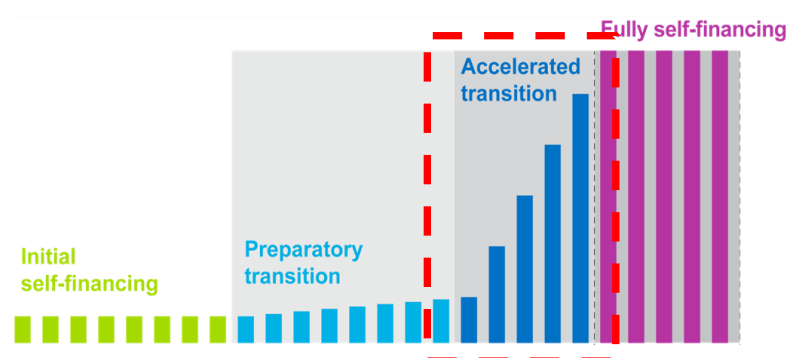


São Tomé e Príncipe

Region: Central Africa

Key information on co-financing

- Gross National Income per capita (2017): \$ 1,770
- Co-financing status (2019): Accelerated transition phase
- Country is projected to start self-financing all its vaccines from 2023.



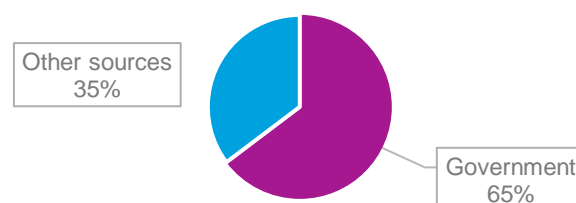
Immunisation financing

	2013	2014	2015	2016	2017
Vaccines used in routine immunisation					
- Government expenditure	\$ 10,500	\$ 14,468	\$ 14,575	\$ 23,830	\$ 29,744
- Total expenditure	\$ 187,481	\$ 186,823	\$ 141,228	\$ 235,746	\$ 166,645
- Government as % of total	6%	8%	10%	10%	18%
Routine immunisation					
- Government expenditure	\$ 770,154	\$ 593,496	\$ 371,682	\$ 554,542	\$ 360,072
- Total expenditure	\$ 861,873	\$ 765,852	\$ 498,335	\$ 854,829	\$ 556,461
- Government as % of total	89%	77%	75%	65%	65%

Source: WHO-UNICEF Joint Reporting Form 2017

Domestic General government expenditure on health as a share of gross domestic product: **0.003%**

Expenditure on routine immunisation in 2017



Source: WHO National Health Accounts, 2015

Gavi supported vaccines

Vaccines	Type	Year(s) of Gavi support	Co-financing required
HepB mono	Routine	2003-2008	No
Yellow Fever	Routine	2003-present	Yes
Pentavalent	Routine	2009-present	Yes
PCV	Routine	2012-present	Yes
Measles	Routine	2013-present	No
IPV	Routine	2016 - present	No
Rotavirus	Routine	2016 - present	Yes
HPV	Demonstration	2017	No
MR	Routine	2018 - present	Yes
MR	Campaign	2016	No

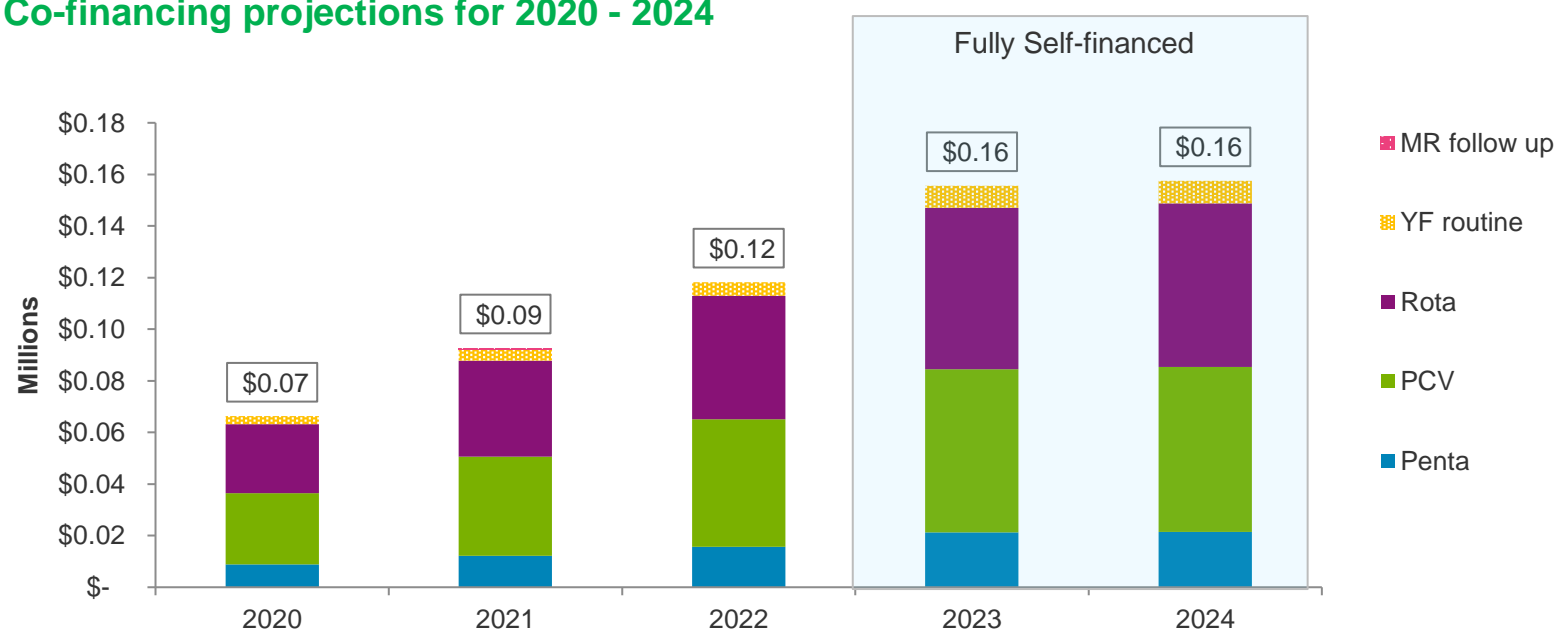
Co-financing payments

Year	Total amount paid by the country	Co-financed vaccines		
		Vaccine	Year	Amount
2009	\$ 4,000	Penta	Yellow Fever	-
2010	\$ 6,000	Penta	Yellow Fever	-
2011	\$ 8,000	Penta	Yellow Fever	-
2012	\$ 15,000	Penta	Yellow Fever	PCV
2013	\$ 17,000	Penta	Yellow Fever	PCV
2014	\$ 14,000	Penta	Yellow Fever	PCV
2015	\$ 25,000	Penta	Yellow Fever	PCV
2016	\$ 33,000	Penta	Yellow Fever	PCV
2017	\$ 16,000	Penta	Yellow Fever	PCV
2018	\$ 30,000	Penta	Yellow Fever	PCV

Co-financing obligations for 2019

	Co-financing obligations (in US\$)	Co-financing obligations (in doses)
YF	\$ 1,500	1,000
Rota	\$ 12,000	3,600
PCV	\$ 12,000	3,500
Pentavalent	\$ 6,500	5,400
Total	\$ 32,000	

Co-financing projections for 2020 - 2024



	2020	2021	2022	2023	2024
Penta	\$ 8,815	\$ 12,233	\$ 15,715	\$ 21,257	\$ 21,517
PCV	\$ 27,582	\$ 38,367	\$ 49,348	\$ 63,155	\$ 63,925
Rota	\$ 26,745	\$ 37,203	\$ 47,852	\$ 62,575	\$ 63,338
YF routine	\$ 3,118	\$ 4,174	\$ 5,325	\$ 8,613	\$ 8,718
MR follow up	\$ -	\$ 735	\$ -	\$ -	\$ -
Total	\$ 66,260	\$ 92,713	\$ 118,240	\$ 155,600	\$ 157,498

- Projections are based on Gavi's operational forecast version 16.
- These projections do not guarantee renewal of support or approval of country's application.
- Final co-financing obligations will be communicated through decision letters.