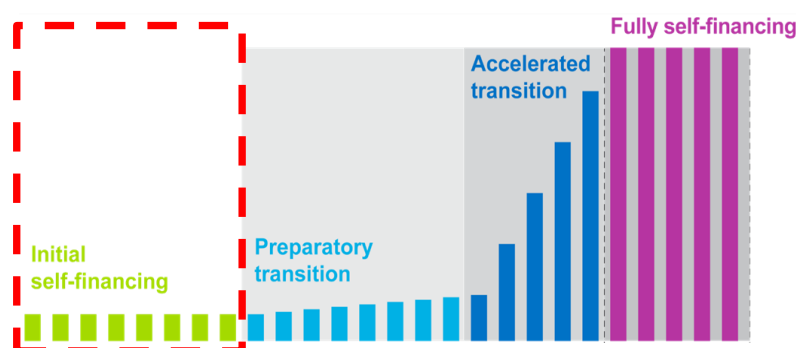


Rwanda

Region: East Africa

Key information on co-financing

- Gross National Income per capita (2017): **\$ 720**
- Co-financing status (2019): **Initial self-financing**
- Country is projected to stay in initial self financing phase for next 5 years.



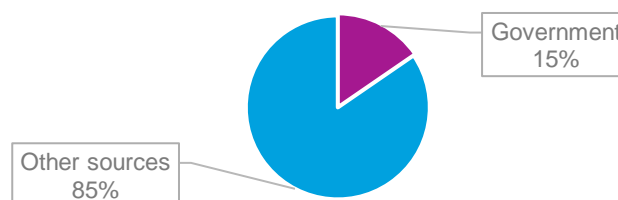
Immunisation financing

	2013	2014	2015	2016	2017
Vaccines used in routine immunisation					
- Government expenditure	\$ 1,800,198	\$ 1,987,515	\$ 1,970,392	\$ 1,339,533	\$ 1,574,355
- Total expenditure	\$ 13,881,743	\$ 20,052,015	\$ 12,725,186	\$ 12,685,233	\$ 9,929,355
- Government as % of total	13%	10%	15%	11%	16%
Routine immunisation					
- Government expenditure	\$ 2,564,291	\$ 2,463,874	\$ 5,065,955	\$ 1,618,699	\$ 1,797,713
- Total expenditure	\$ 16,446,885	\$ 23,048,495	\$ 24,944,240	\$ 16,528,357	\$ 11,654,756
- Government as % of total	16%	11%	20%	10%	15%

Source: WHO-UNICEF Joint Reporting Form 2017

Domestic General government expenditure on health as a share of gross domestic product: **5.5%**

Expenditure on routine immunisation in 2017



Source: WHO National Health Accounts, 2015

Gavi supported vaccines

Vaccines	Type	Year(s) of Gavi support	Co-financing required
Pentavalent	Routine	2002-present	Yes
PCV	Routine	2009-present	Yes
Rotavirus	Routine	2012-present	Yes
Measles-Rubella	Routine	2014-present	No
Measles-Rubella	Campaign	2013 - 2017	No
HPV	Routine	2014-present	Yes
Measles	Routine	2015-present	No
IPV	Routine	2015-present	No

* country introduced Pentavalent in 2002 and started co-financing in 2008.

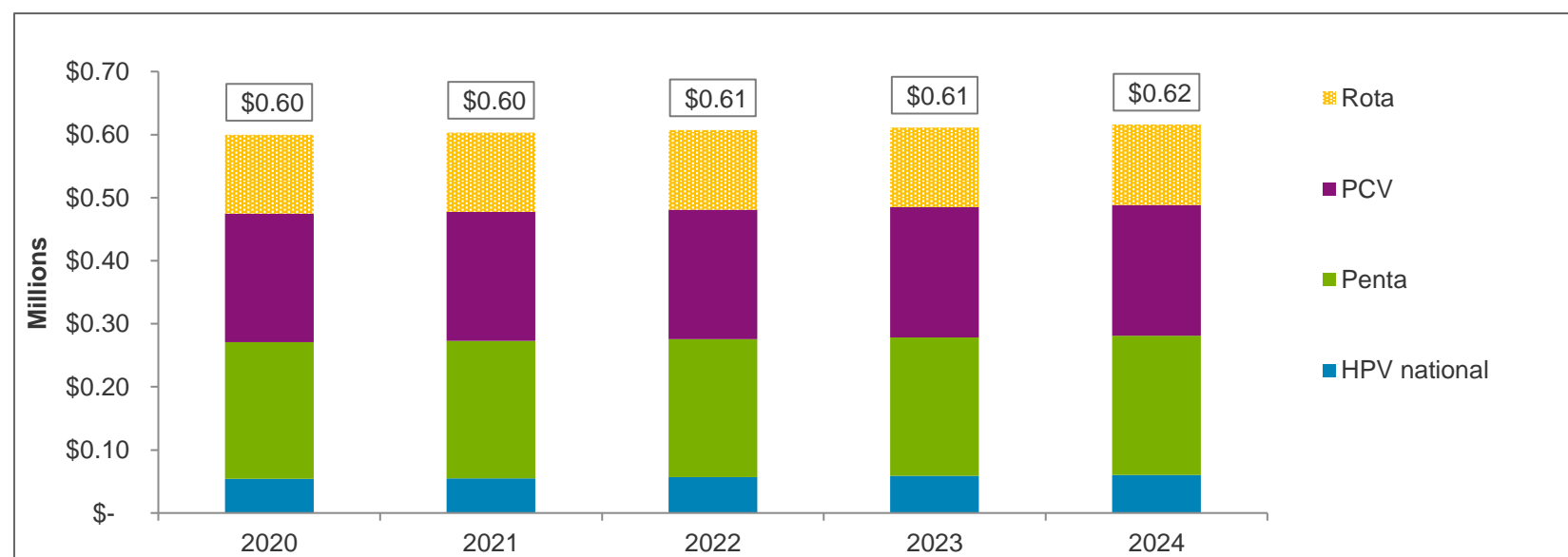
Co-financing payments

Year	Total amount paid by the country	Co-financed vaccines			
		Penta	Rota	PCV	HPV
2008	\$ 588,000	Penta	-	-	-
2009	\$ 1,423,000	Penta	-	PCV	-
2010	\$ 1,085,000	Penta	-	PCV	-
2011	\$ 668,000	Penta	-	PCV	-
2012	\$ 904,000	Penta	Rota	PCV	-
2013	\$ 475,000	Penta	Rota	PCV	-
2014	\$ 697,000	Penta	Rota	PCV	HPV
2015	\$ 1,020,000	Penta	Rota	PCV	HPV
2016	\$ 791,000	Penta	Rota	PCV	HPV
2017	\$ 801,000	Penta	Rota	PCV	HPV
2018	\$ 726,000	Penta	Rota	PCV	HPV

Co-financing obligations for 2019

	Co-financing obligations (in US\$)	Co-financing obligations (in doses)
PCV	\$ 208,500	69,800
HPV	\$ 45,000	9,900
Pentavalent	\$ 178,500	251,000
Rota	\$ 179,000	78,000
MR -Refugee support	\$ 10,000	15,100
PCV -Refugee support	\$ 6,500	2,200
Pentavalent -Refugee support	\$ 7,000	10,000
Rota -Refugee support	\$ 4,500	3,000
Total	\$ 639,000	

Co-financing projections for 2020 - 2024



	2020	2021	2022	2023	2024
HPV national	\$ 54,052	\$ 55,133	\$ 56,994	\$ 58,758	\$ 60,585
Penta	\$ 216,834	\$ 217,664	\$ 218,470	\$ 219,428	\$ 220,564
PCV	\$ 203,971	\$ 204,752	\$ 205,510	\$ 206,412	\$ 207,480
Rota	\$ 125,179	\$ 125,658	\$ 126,124	\$ 126,677	\$ 127,332
Total	\$ 600,036	\$ 603,207	\$ 607,098	\$ 611,275	\$ 615,960

- Projections are based on Gavi's operational forecast version 16.
- These projections do not guarantee renewal of support or approval of country's application.
- Final co-financing obligations will be communicated through decision letters.