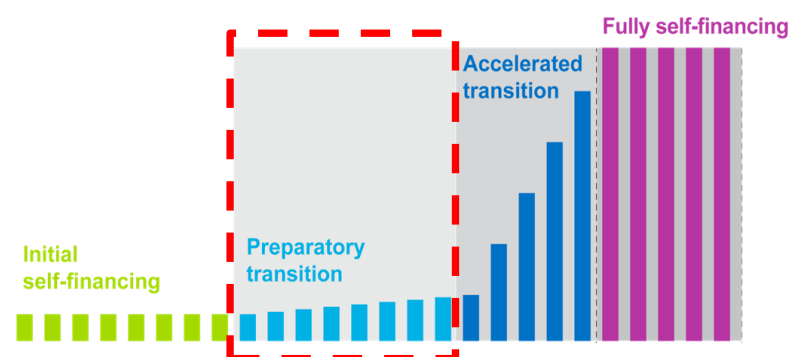


Pakistan

Region: EMRO

Key information on co-financing

- Gross National Income per capita (2017): \$ 1,580
- Co-financing status (2019): Preparatory transition phase
- Country is projected to enter accelerated transition phase in 2021.



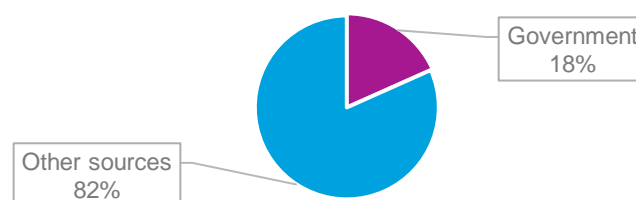
Immunisation financing

	2013	2014	2015	2016	2017
Vaccines used in routine immunisation					
- Government expenditure	\$ 19,693,146	\$ 20,518,815	\$ 21,344,483	\$ 30,075,500	\$ 32,507,892
- Total expenditure	\$ 179,028,600	\$ 83,682,525	\$ 62,179,036	\$ 118,795,008	\$ 140,305,467
- Government as % of total	11%	25%	34%	25%	23%
Routine immunisation					
- Government expenditure	\$ 31,169,569	\$ 34,648,998	\$ 22,256,157	\$ 40,600,289	\$ 33,299,947
- Total expenditure	\$ 215,784,164	\$ 118,331,525	\$ 66,835,061	\$ 123,821,899	\$ 181,666,496
- Government as % of total	14%	29%	33%	33%	18%

Source: WHO-UNICEF Joint Reporting Form 2017

Domestic General government expenditure on health as a share of gross domestic product: **6.4%**

Expenditure on routine immunisation in 2017



Source: WHO National Health Accounts, 2015

Gavi supported vaccines

Vaccines	Type	Year(s) of Gavi support	Co-financing required
HepB mono	Routine	2001-2006	No
Tetra DTP-HepB	Routine	2006-2007	No
Pentavalent	Routine	2008-present	Yes
PCV	Routine	2012-present	Yes
Measles SIA	Routine	2013	No
IPV	Routine	2015-present	No
Rota	Routine	2017-present	Yes
MR	Campaign	2018	No

Co-financing payments

	Total amount paid by the country	Co-financed vaccines
2009	\$ 6,005,000	Penta -
2010	\$ 5,481,000	Penta -
2011	\$ 4,291,000	Penta -
2012	\$ 8,997,000	Penta PCV
2013	\$ 11,931,000	Penta PCV
2014	\$ 13,888,000	Penta PCV
2015-2016	\$ 7,174,000	Penta PCV
2016-2017	\$ 13,554,000	Penta PCV
2017-2018	\$ 26,800,000	Penta PCV Rota

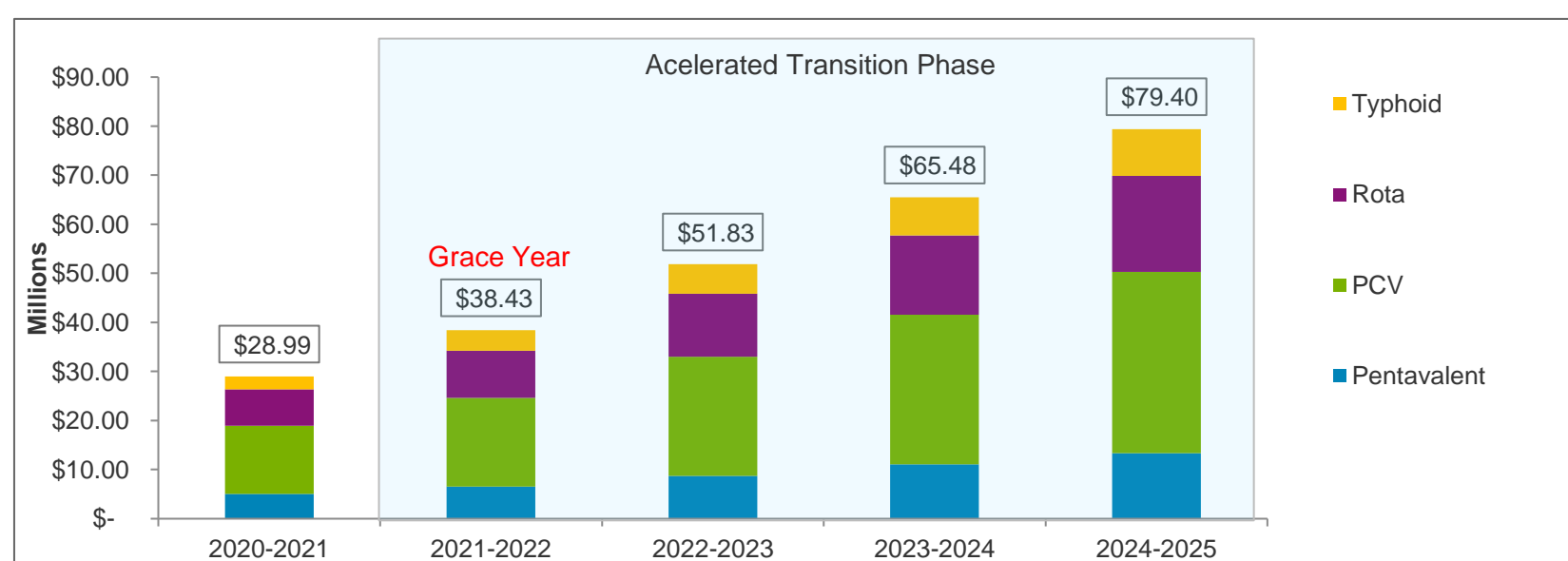
Co-financing obligations for 2018-2019 (due by June 2019)

	Co-financing obligations (in US\$)	Co-financing obligations (in doses)
PCV	\$ 14,782,500	4,710,400
Rota	\$ 7,106,000	3,421,500
Pentavalent	\$ 5,563,500	4,608,100
MR follow up campaign	\$ 565,500	1,711,600
Total	\$ 28,017,500	

Co-financing obligations for 2019-2020 (due by June 2020)

	Co-financing obligations (in US\$)	Co-financing obligations (in doses)
PCV	\$ 15,159,000	4,859,200
Pentavalent	\$ 3,444,000	2,951,900
Rota	\$ 5,082,500	2,193,000
TCV	\$ 393,500	254,400
Total	\$ 24,079,000	

Co-financing projections for 2020-2024 (Fiscal year aligned)



	2020-2021	2021-2022	2022-2023	2023-2024	2024-2025
Pentavalent	\$ 5,040,071	\$ 6,533,661	\$ 8,766,170	\$ 11,040,672	\$ 13,359,940
PCV	\$ 13,929,574	\$ 18,057,483	\$ 24,227,767	\$ 30,513,302	\$ 36,922,532
Rota	\$ 7,406,625	\$ 9,597,452	\$ 12,872,444	\$ 16,206,448	\$ 19,604,062
Typhoid	\$ 2,614,876	\$ 4,240,511	\$ 5,965,278	\$ 7,724,117	\$ 9,517,536
Total	\$ 28,991,147	\$ 38,429,106	\$ 51,831,659	\$ 65,484,539	\$ 79,404,071

- Projections are based on Gavi's operational forecast version 16.
- These projections do not guarantee renewal of support or approval of country's application.
- Final co-financing obligations will be communicated through decision letters.