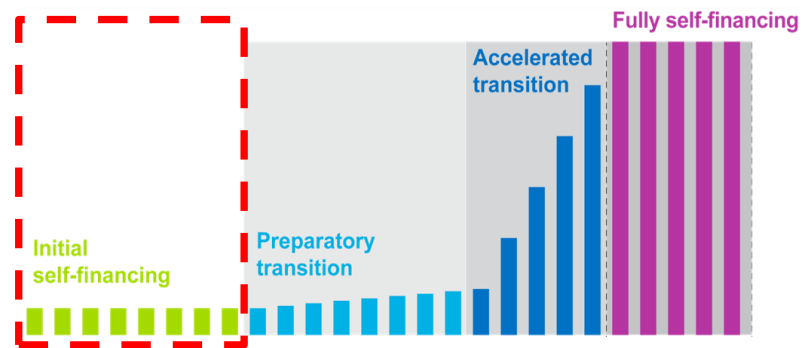


Nepal

Region: SEARO

Key information on co-financing

- Gross National Income per capita (2017): **\$ 790**
- Co-financing status (2019): **Initial self-financing**
- Country is projected to enter preparatory transition phase in 2023.



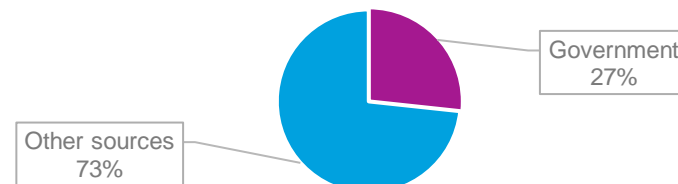
Immunisation financing

	2013	2014	2015	2016	2017
Vaccines used in routine immunisation					
- Government expenditure	\$ 2,207,976	\$ 1,810,303	\$ 3,541,151	\$ 6,089,605	\$ 3,589,697
- Total expenditure	\$ 6,142,582	\$ 6,200,023	\$ 13,208,978	\$ 27,409,011	\$ 14,314,793
- Government as % of total	36%	29%	27%	22%	25%
Routine immunisation					
- Government expenditure	\$ 4,596,749	\$ 2,068,013	\$ 7,127,595	\$ 8,541,473	\$ 5,942,539
- Total expenditure	\$ 9,922,865	\$ 9,243,929	\$ 16,795,421	\$ 36,065,391	\$ 22,258,655
- Government as % of total	46%	22%	42%	24%	27%

Source: WHO-UNICEF Joint Reporting Form 2017

Domestic General government expenditure on health as a share of gross domestic product: **1%**

Expenditure on routine immunisation in 2017



Source: WHO National Health Accounts, 2015

Gavi supported vaccines

Vaccines	Type	Year(s) of Gavi support	Co-financing required
HepB mono	Routine	2002-2004	No
Tetra DTP-HepB	Routine	2005-2008	No
Pentavalent	Routine	2009-present	Yes
PCV	Routine	2014-present	Yes
IPV	Routine	2014-present	No
Measles	Routine	2015-present	No
HPV	Demonstration	2016	No
JEV	Campaign	2016	No

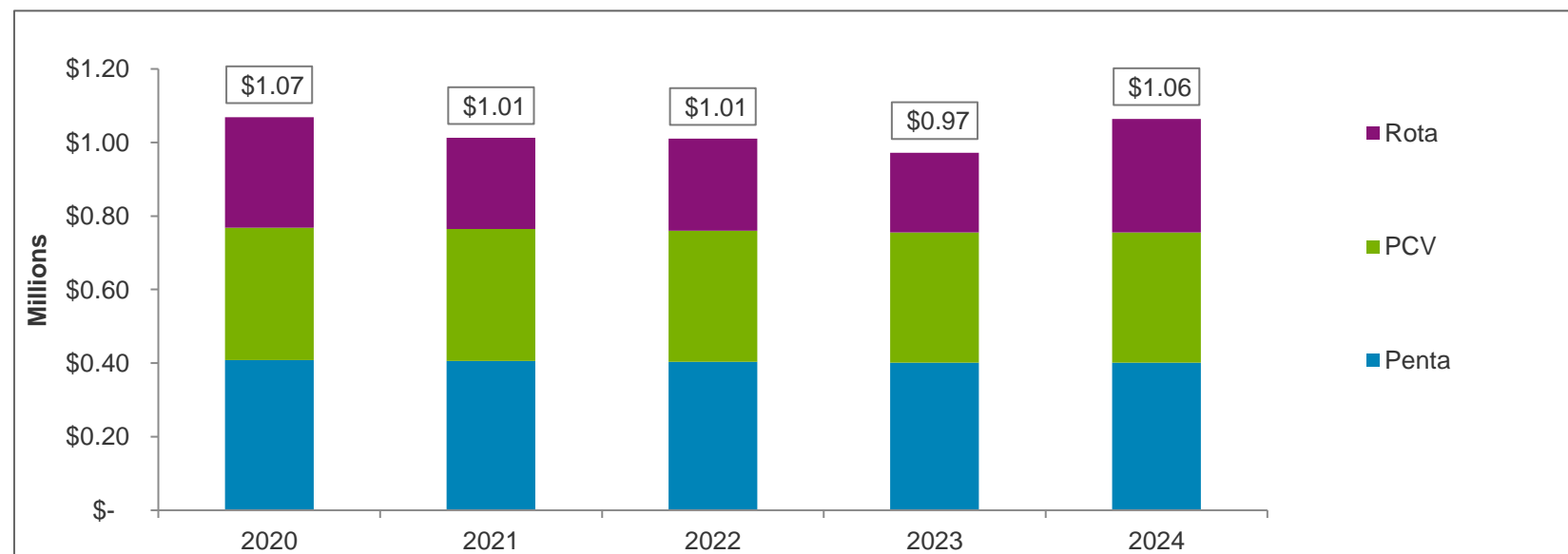
Co-financing payments

	Total amount paid by the country	Co-financed vaccines
2009	\$ 558,000	Penta -
2010	\$ 457,000	Penta -
2011	\$ 243,000	Penta -
2012	\$ 354,000	Penta -
2013	\$ 478,000	Penta -
2014	\$ 564,000	Penta PCV
2015	\$ 935,000	Penta PCV
2016	\$ 597,000	Penta PCV
2017	\$ 596,000	Penta PCV
2018	\$ 883,000	Penta PCV

Co-financing obligations for 2019

	Co-financing obligations (in US\$)	Co-financing obligations (in doses)
Pentavalent	\$ 544,500	765,500
PCV	\$ 273,000	88,800
MR follow up campai	\$ 43,500	66,300
Total	\$ 861,000	

Co-financing projections for 2020 - 2024



	2020	2021	2022	2023	2024
Penta	\$ 408,154	\$ 406,549	\$ 404,314	\$ 401,589	\$ 401,589
PCV	\$ 359,564	\$ 358,150	\$ 356,182	\$ 353,781	\$ 353,781
Rota	\$ 301,500	\$ 247,766	\$ 249,480	\$ 216,249	\$ 308,612
Total	\$ 1,069,218	\$ 1,012,464	\$ 1,009,976	\$ 971,619	\$ 1,063,982

- Projections are based on Gavi's operational forecast version 16.
- These projections do not guarantee renewal of support or approval of country's application.
- Final co-financing obligations will be communicated through decision letters.