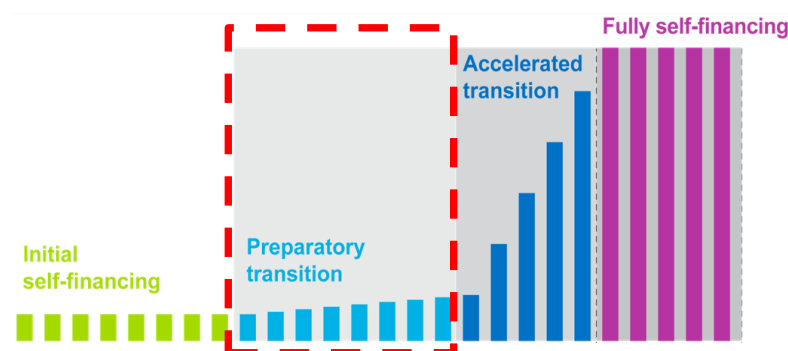


Myanmar

Region: SEARO

Key information on co-financing

- Gross National Income per capita (2017): **\$1,190**
- Co-financing status (2019): **Preparatory transition phase**
- Country is projected to enter accelerated transition phase in 2024



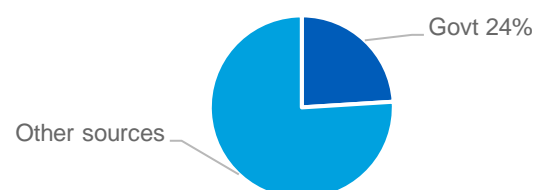
Immunisation financing

	2013	2014	2015	2016	2017
Vaccines used in routine immunisation					
- Government expenditure	\$ 1,276,970	\$ 883,000	\$ 897,000	\$ 1,867,735	\$ 6,700,000
- Total expenditure	\$ 2,863,307	\$ 1,434,705	\$ 8,236,586	\$ 29,052,636	\$ 27,900,000
- Government as % of total	45%	62%	11%	6%	24%
Routine immunisation					
- Government expenditure	\$ 3,137,072	\$ 2,820,015	\$ 12,464,922	\$ 11,642,435	\$ -
- Total expenditure	\$ 26,575,161	\$ 16,027,477	\$ 39,770,004	\$ 48,506,585	\$ -
- Government as % of total	12%	18%	31%	24%	N/A

Source: WHO-UNICEF Joint Reporting Form 2017

Expenditure on routine immunisation in 2017

Domestic General government expenditure on health as a share of gross domestic product: **1%**



Source: WHO National Health Accounts, 2015

Gavi supported vaccines

Vaccines	Type	Year(s) of Gavi support	Co-financing required
HepB mono	Routine	2002-2009	No
Pentavalent	Routine	2012-present	Yes
Measles	Routine	2012-2017	No
Measles-Rubella	Campaign	2014	No
IPV	Routine	2015-present	No
PCV	Routine	2016 - present	Yes
JE	Campaign	2017	No
JE	Routine	2018-present	Yes

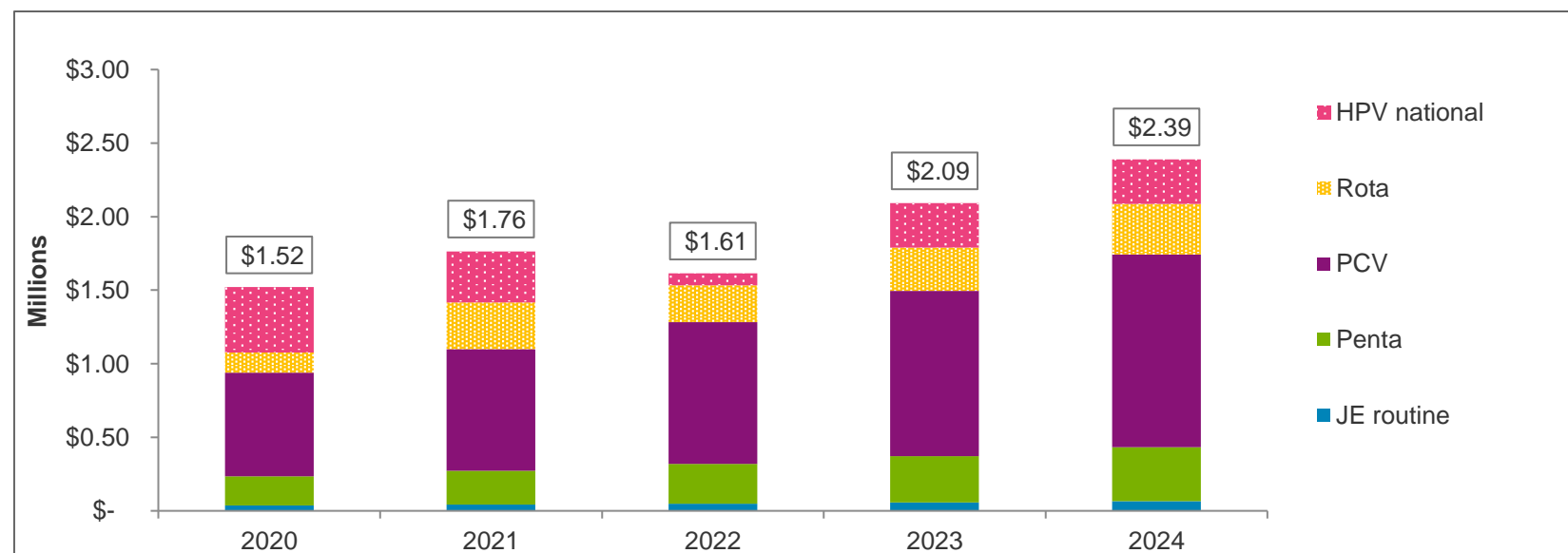
Co-financing payments

	Total amount paid by the country	Co-financed vaccines
2012	\$ 537,000	Penta
2013	\$ 1,149,000	Penta
2014	\$ 948,000	Penta
2015	\$ 761,000	Penta
2016	\$ 1,188,000	Penta PCV
2017	\$ 636,000	Penta PCV
2018	\$ 924,000	Penta PCV JE

Co-financing obligations for 2019

	Co-financing obligations (in US\$)	Co-financing obligations (in doses)
Pentavalent	\$ 112,000	152,500
JEV	\$ 38,500	82,500
PCV	\$ 522,000	172,400
Total	\$ 672,500	

Co-financing projections for 2020 - 2024



	2020	2021	2022	2023	2024
JE routine	\$ 36,279	\$ 41,969	\$ 48,990	\$ 57,084	\$ 66,598
Penta	\$ 197,515	\$ 231,403	\$ 269,862	\$ 314,862	\$ 367,063
PCV	\$ 705,139	\$ 825,803	\$ 963,053	\$ 1,123,470	\$ 1,309,504
Rota	\$ 138,289	\$ 318,966	\$ 251,539	\$ 294,452	\$ 343,267
Total	\$ 1,520,279	\$ 1,764,098	\$ 1,614,515	\$ 2,091,763	\$ 2,390,371

- Projections are based on Gavi's operational forecast version 16.
- These projections do not guarantee renewal of support or approval of country's application.
- Final co-financing obligations will be communicated through decision letters.