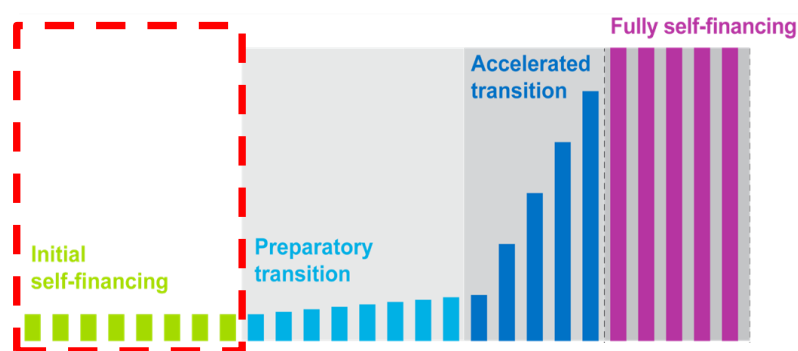


## Mozambique

### Region: Southern Africa

#### Key information on co-financing

- Gross National Income per capita (2017): **\$ 420**
- Co-financing status (2019): **Initial self-financing**
- Country is projected to stay in initial self financing phase for next 5 years.



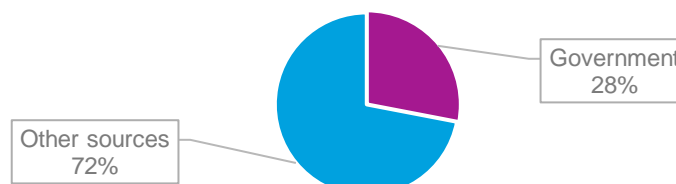
#### Immunisation financing

	2013	2014	2015	2016	2017
<b>Vaccines used in routine immunisation</b>					
- Government expenditure	\$ 3,994,362	\$ 4,260,197	\$ 4,526,031	\$ 5,146,662	\$ 5,057,700
- Total expenditure	\$ 20,444,213	\$ 20,710,048	\$ 20,975,882	\$ 25,191,981	\$ 21,507,551
- Government as % of total	<b>20%</b>	<b>21%</b>	<b>22%</b>	<b>20%</b>	<b>24%</b>
<b>Routine immunisation</b>					
- Government expenditure	\$ 6,130,857	\$ 5,429,220	\$ 4,727,583	\$ 5,851,418	\$ 6,062,517
- Total expenditure	\$ 26,094,958	\$ 24,979,474	\$ 23,863,989	\$ 28,267,178	\$ 21,633,020
- Government as % of total	<b>23%</b>	<b>22%</b>	<b>20%</b>	<b>21%</b>	<b>28%</b>

Source: WHO-UNICEF Joint Reporting Form 2017

Domestic General government expenditure on health as a share of gross domestic product: **2.0%**

#### Expenditure on routine immunisation in 2017



Source: WHO National Health Accounts, 2015

#### Gavi supported vaccines

Vaccines	Type	Year(s) of Gavi support	Co-financing required
Tetra DTP-Hep	Routine	2001-2009	No
Pentavalent	Routine	2009-present	Yes
PCV	Routine	2013-present	Yes
HPV	Demonstration	2014	No
Rotavirus	Routine	2015-present	Yes
IPV	Routine	2015-present	No
Measles	Routine	2015-present	No
MR	Catch up	2018	No

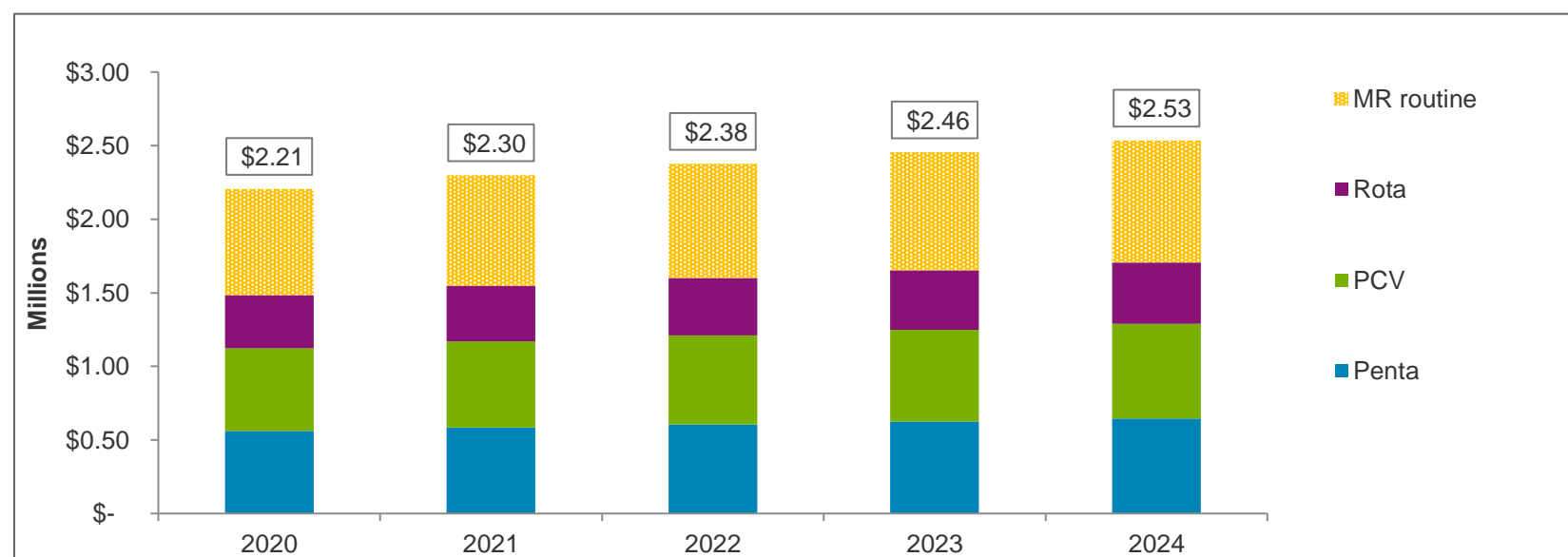
#### Co-financing payments

	Total amount paid by the country	Co-financed vaccines
2009	\$ 547,000	Penta
2010	\$ 573,000	Penta
2011	\$ 305,000	Penta
2012	\$ 585,000	Penta
2013	\$ 1,338,000	Penta PCV
2014	\$ 1,057,000	Penta PCV
2015	\$ 1,392,000	Penta PCV Rota
2016	\$ 1,765,000	Penta PCV Rota
2017	\$ 1,244,000	Penta PCV Rota
2018	\$ 2,643,000	Penta PCV Rota MR

## Co-financing obligations for 2019

	Co-financing obligations (in US\$)	Co-financing obligations (in doses)
PCV	\$ 725,000	242,800
Rota	\$ 383,500	166,500
Pentavalent	\$ 718,000	1,009,000
MR	\$ 946,000	1,452,600
<b>Total</b>	<b>\$ 2,772,500</b>	

## Co-financing projections for 2020 - 2024



	2020	2021	2022	2023	2024
Penta	\$ 561,516	\$ 585,231	\$ 604,826	\$ 624,790	\$ 645,059
PCV	\$ 561,516	\$ 585,231	\$ 604,826	\$ 624,790	\$ 645,059
Rota	\$ 362,207	\$ 377,367	\$ 389,892	\$ 402,650	\$ 415,601
MR routine	\$ 721,522	\$ 752,026	\$ 777,232	\$ 802,911	\$ 828,985
<b>Total</b>	<b>\$ 2,206,761</b>	<b>\$ 2,299,856</b>	<b>\$ 2,376,776</b>	<b>\$ 2,455,141</b>	<b>\$ 2,534,704</b>

- Projections are based on Gavi's operational forecast version 16.
- These projections do not guarantee renewal of support or approval of country's application.
- Final co-financing obligations will be communicated through decision letters.