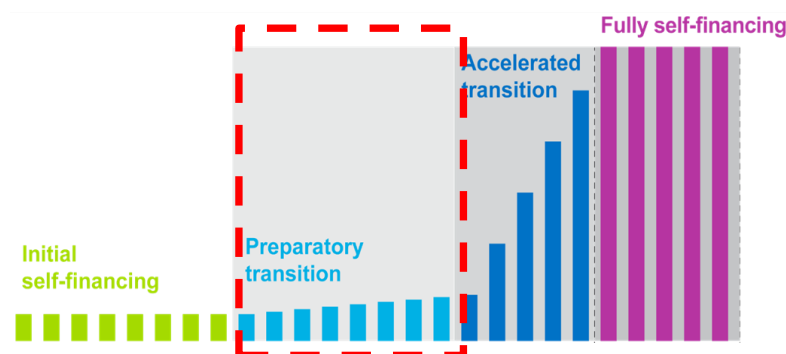


Mauritania

Region: West Africa

Key information on co-financing

- Gross National Income per capita (2017): **\$1,100**
- Co-financing status (2019): **Preparatory transition phase**
- Country is projected to stay in preparatory transition phase for next 5 years



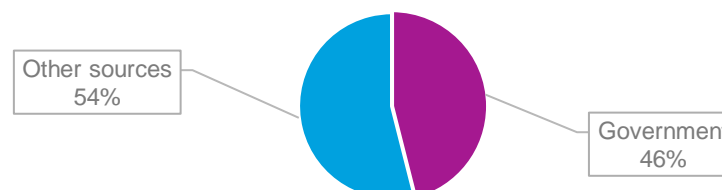
Immunisation financing

	2013	2014	2015	2016	2017
Vaccines used in routine immunisation					
- Government expenditure	\$ 365,610	\$ 518,833	\$ 776,764	\$ 601,825	\$ 550,325
- Total expenditure	\$ 2,235,017	\$ 3,177,891	\$ 13,471,336	\$ 5,027,085	\$ 2,726,825
- Government as % of total	16%	16%	6%	12%	20%
Routine immunisation					
- Government expenditure	\$ 412,277	\$ 3,556,218	\$ 836,146	\$ 1,089,278	\$ 1,857,831
- Total expenditure	\$ 4,352,386	\$ 5,823,981	\$ 5,012,639	\$ 5,514,538	\$ 4,034,331
- Government as % of total	9%	61%	17%	20%	46%

Source: WHO-UNICEF Joint Reporting Form 2017

Expenditure on routine immunisation in 2017

Domestic General government expenditure on health as a share of gross domestic product: **0.3%**



Source: WHO National Health Accounts, 2015

Gavi supported vaccines

Vaccines	Type	Year(s) of Gavi support	Co-financing required
HepB mono	Routine	2005-2008	No
Pentavalent	Routine	2009-present	Yes
PCV	Routine	2013-present	Yes
Rotavirus	Routine	2014-present	Yes
Meningitis A	Campaign	2014	No
IPV	Routine	2015-present	No
MR	Campaign	2018	No
MR	Routine	2018-present	Yes

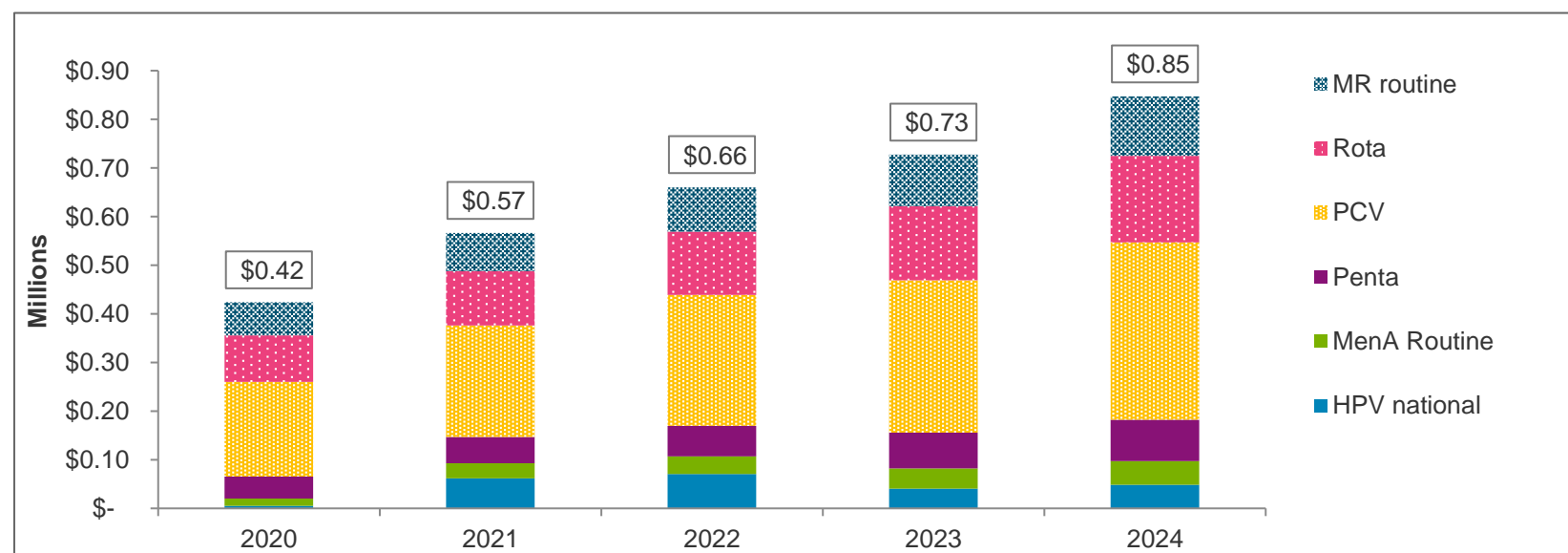
Co-financing payments

	Total amount paid by the country	Co-financed vaccines	
2009	\$ 97,000	Penta	-
2010	\$ 98,000	Penta	-
2011	\$ 72,000	Penta	-
2012	\$ 120,000	Penta	-
2013	\$ 125,000	Penta	PCV
2014	\$ 236,000	Penta	Rota PCV
2015	\$ 519,000	Penta	Rota PCV
2016	\$ 309,000	Penta	Rota PCV
2017	\$ 200,000	Penta	Rota PCV
2018	\$ 316,000	Penta	Rota PCV MR

Co-financing obligations for 2019

	Co-financing obligations (in US\$)	Co-financing obligations (in doses)
Rota	\$ 83,500	36,000
PCV	\$ 169,500	55,800
Pentavalent	\$ 34,500	45,500
HPV	\$ 21,000	4,500
MR	\$ 56,500	80,900
Total	\$ 365,000	

Co-financing projections for 2020 - 2024



	2020	2021	2022	2023	2024
HPV national	\$ 5,266	\$ 61,942	\$ 70,235	\$ 40,889	\$ 48,384
MenA Routine	\$ 14,889	\$ 31,117	\$ 36,536	\$ 41,623	\$ 48,537
Penta	\$ 45,493	\$ 53,634	\$ 62,892	\$ 73,212	\$ 85,373
PCV	\$ 194,557	\$ 229,265	\$ 268,802	\$ 313,041	\$ 364,923
Rota	\$ 95,633	\$ 111,935	\$ 130,579	\$ 152,263	\$ 177,501
MR routine	\$ 67,759	\$ 78,471	\$ 91,505	\$ 106,319	\$ 122,390
Total	\$ 423,595	\$ 566,364	\$ 660,548	\$ 727,348	\$ 847,109

- Projections are based on Gavi's operational forecast version 16.
- These projections do not guarantee renewal of support or approval of country's application.
- Final co-financing obligations will be communicated through decision letters.