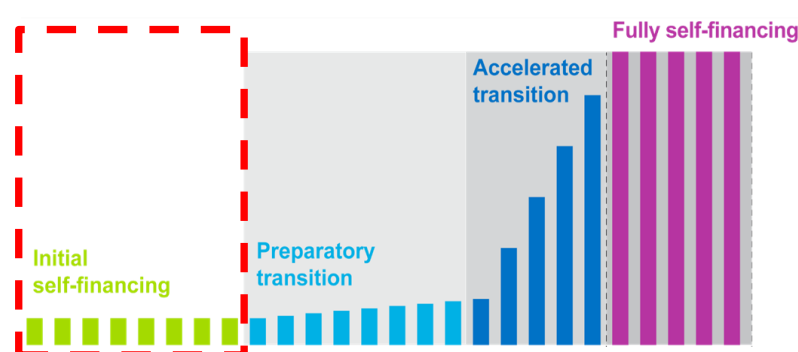


## Malawi

### Region: Southern Africa

#### Key information on co-financing

- Gross National Income per capita (2017): \$ 320
- Co-financing status (2019): Initial self-financing
- Country is projected to stay in initial self financing phase for next 5 years.



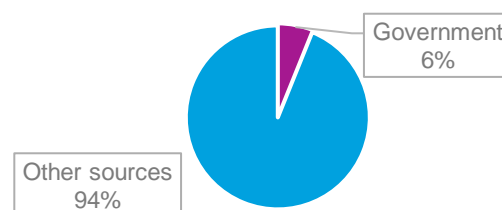
#### Immunisation financing

	2013	2014	2015	2016	2017
<b>Vaccines used in routine immunisation</b>					
- Government expenditure	\$ 1,100,000	\$ 1,028,616	\$ 1,096,000	\$ 752,760	\$ 1,155,478
- Total expenditure	\$ 16,151,641	\$ 15,782,818	\$ 17,451,283	\$ 14,943,500	\$ 19,755,478
- Government as % of total	7%	7%	6%	5%	6%
<b>Routine immunisation</b>					
- Government expenditure	\$ 1,345,500	\$ 1,651,330		\$ 844,000	\$ 1,250,392
- Total expenditure	\$ 25,555,000	\$ 16,596,728		\$ 16,249,500	\$ 20,475,216
- Government as % of total	5%	10%	N/A	5%	6%

Source: WHO-UNICEF Joint Reporting Form 2017

Domestic General government expenditure on health as a share of gross domestic product: **18%**

#### Expenditure on routine immunisation in 2017



Source: WHO National Health Accounts, 2015

#### Gavi supported vaccines

Vaccines	Type	Year(s) of Gavi support	Co-financing required
Pentavalent	Routine	2002-present	Yes
PCV	Routine	2011-present	Yes
Rotavirus	Routine	2012-present	Yes
HPV	Demonstration	2013-2014	No
IPV	Routine	2015 - present	No
Measles	Routine	2015-present	No
MR	Campaign	2017	No

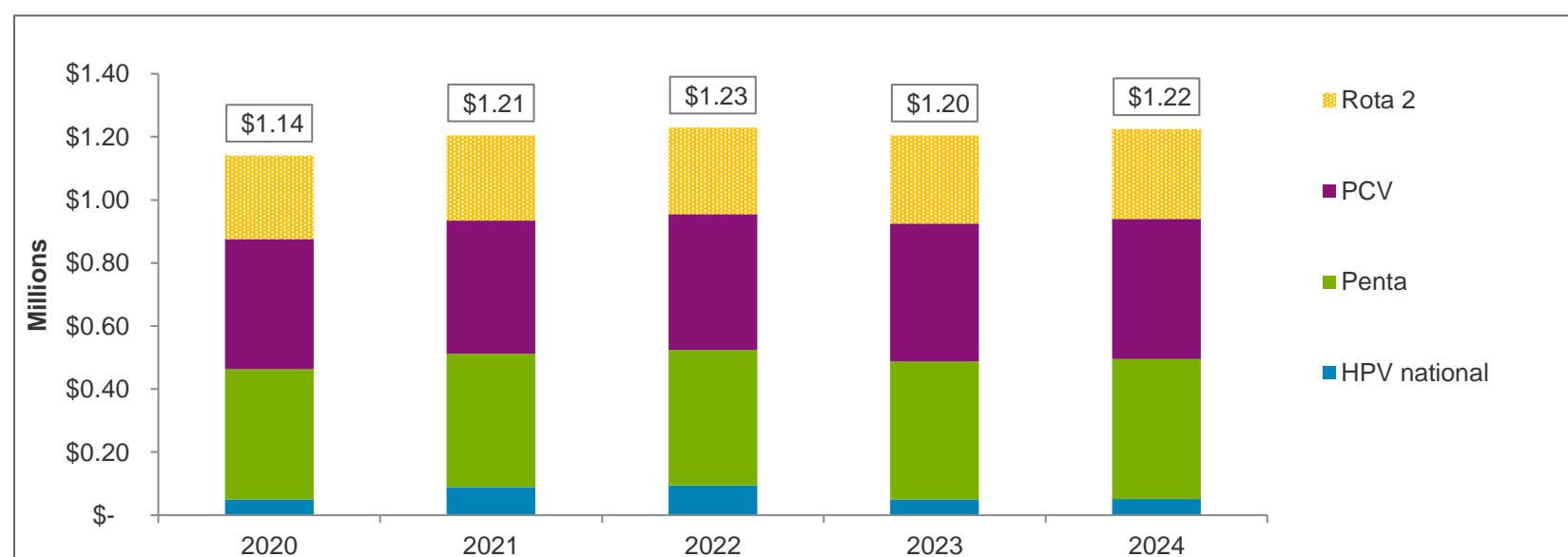
#### Co-financing payments

Year	Total amount paid by the country	Co-financed vaccines		
		Vaccine	Amount	Amount
2008	\$ 501,000	Penta	-	-
2009	\$ 660,000	Penta	-	-
2010	\$ 542,000	Penta	-	-
2011	\$ 554,000	Penta	-	PCV
2012	\$ 1,203,000	Penta	Rota	PCV
2013	\$ 1,208,000	Penta	Rota	PCV
2014	\$ 815,000	Penta	Rota	PCV
2015	\$ 983,000	Penta	Rota	PCV
2016	\$ 992,000	Penta	Rota	PCV
2017	\$ 1,274,000	Penta	Rota	PCV
2018	\$ 618,000	Penta	Rota	PCV

## Co-financing obligations for 2019

	Co-financing obligations (in US\$)	Co-financing obligations (in doses)
HPV	\$ 103,500	22,800
PCV	\$ 364,500	122,200
Pentavalent	\$ 459,000	645,000
Rota	\$ 322,500	139,500
<b>Total</b>	<b>\$ 1,249,500</b>	

## Co-financing projections for 2020 - 2024



	2020	2021	2022	2023	2024
HPV national	\$ 50,029	\$ 89,126	\$ 94,164	\$ 49,628	\$ 50,804
Penta	\$ 413,160	\$ 422,726	\$ 430,165	\$ 437,494	\$ 444,681
PCV	\$ 413,160	\$ 422,726	\$ 430,165	\$ 437,494	\$ 444,681
Rota 2	\$ 264,417	\$ 270,539	\$ 275,299	\$ 279,990	\$ 284,589
<b>Total</b>	<b>\$ 1,140,765</b>	<b>\$ 1,205,117</b>	<b>\$ 1,229,792</b>	<b>\$ 1,204,606</b>	<b>\$ 1,224,754</b>

- Projections are based on Gavi's operational forecast version 16.
- These projections do not guarantee renewal of support or approval of country's application.
- Final co-financing obligations will be communicated through decision letters.