

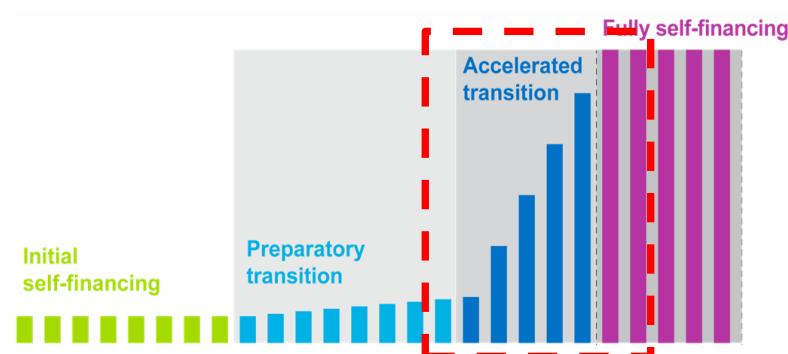
Lao People's Democratic Republic

Region: WPRO

Key information on co-financing

- Gross National Income per capita (2017): \$ 2,270
- Co-financing status (2019): Accelerated transition phase

Country is eligible to apply for new vaccines.



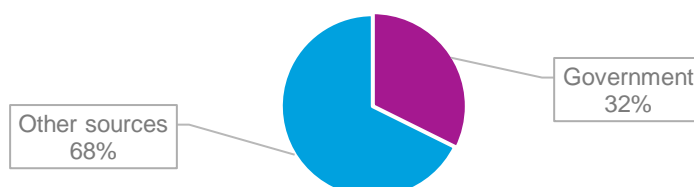
Immunisation financing

	2013	2014	2015	2016	2017
Vaccines used in routine immunisation					
- Government expenditure	\$ 200,000	\$ 570,385	\$ 1,956,767	\$ 2,665,818	\$ 1,116,083
- Total expenditure	\$ 2,460,095	\$ 4,770,776	\$ 8,465,767	\$ 11,237,885	\$ 4,780,653
- Government as % of total	8%	12%	23%	24%	23%
Routine immunisation					
- Government expenditure	\$ 250,000	\$ 4,473,785	\$ 6,747,667	\$ 10,321,484	\$ 3,505,159
- Total expenditure	\$ 4,000,000	\$ 9,244,561	\$ 18,254,640	\$ 24,754,374	\$ 10,844,151
- Government as % of total	6%	48%	37%	42%	32%

Source: WHO-UNICEF Joint Reporting Form 2017

Domestic General government expenditure on health as a share of gross domestic product: **1%**

Expenditure on routine immunisation in 2017



Source: WHO National Health Accounts, 2015

Gavi supported vaccines

Vaccines	Type	Year(s) of Gavi support	Co-financing required
Tetra DTP-HepB	Routine	2001-2010	No
HepB mono	Routine	2006-2010	No
Pentavalent	Routine	2009-present	Yes
PCV	Routine	2013-present	Yes
HPV	Demonstration	2013	No
JEV	Campaign	2015	No
IPV	Routine	2015-present	No
MR	Routine	2017 -present	Yes

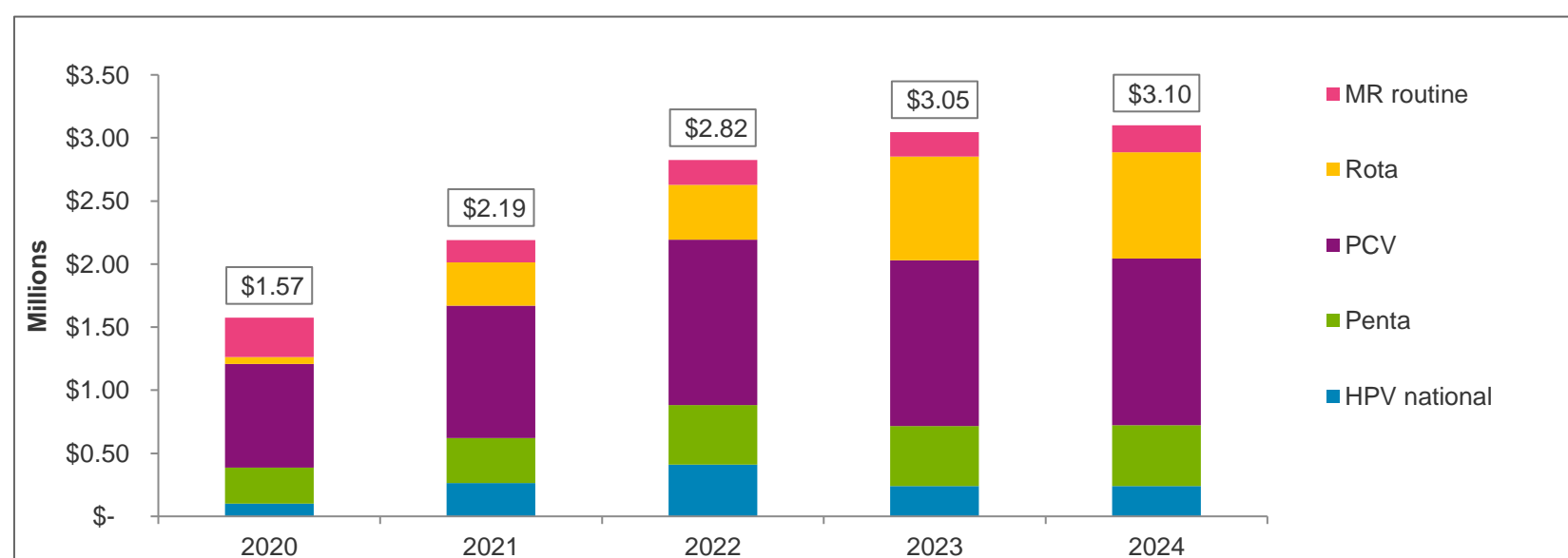
Co-financing payments

	Total amount paid by the country	Co-financed vaccines
2009	\$ 58,000	Penta -
2010	\$ 104,000	Penta -
2011	\$ 123,000	Penta -
2012	\$ 122,000	Penta -
2013	\$ 113,000	Penta PCV
2014	\$ 343,000	Penta PCV
2015	\$ 134,000	Penta PCV
2016	\$ 328,000	Penta PCV
2017	\$ 401,000	Penta PCV MR
2018	\$ 798,000	Penta PCV MR

Co-financing obligations for 2019

	Co-financing obligations (in US\$)	Co-financing obligations (in doses)
Pentavalent	\$ 190,000	162,600
PCV	\$ 476,500	157,200
MR	\$ 178,000	218,000
HPV	\$ 88,000	19,100
Total	\$ 932,500	

Co-financing projections for 2020 - 2024



Note: country will start fully self-financing Penta, PCV and MR from start of 2022.

	2020	2021	2022	2023	2024
HPV national	\$ 100,582	\$ 263,841	\$ 408,516	\$ 239,071	\$ 241,867
Penta	\$ 285,620	\$ 357,818	\$ 475,046	\$ 477,301	\$ 479,367
PCV	\$ 821,143	\$ 1,049,061	\$ 1,309,020	\$ 1,315,234	\$ 1,320,926
Rota	\$ 55,068	\$ 343,038	\$ 436,378	\$ 819,971	\$ 845,204
MR routine	\$ 311,516	\$ 177,573	\$ 195,154	\$ 195,154	\$ 211,626
Total	\$ 1,573,929	\$ 2,191,332	\$ 2,824,112	\$ 3,046,730	\$ 3,098,989

- Projections are based on Gavi's operational forecast version 16.
- These projections do not guarantee renewal of support or approval of country's application.
- Final co-financing obligations will be communicated through decision letters.