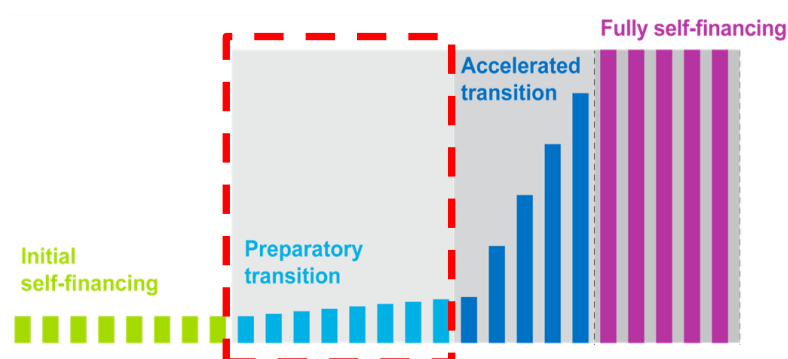


Kyrgyzstan

Region: **EURO**

Key information on co-financing

- Gross National Income per capita (2017): \$ 1,130
- Co-financing status (2019): Preparatory transition phase
- Country is projected to stay in preparatory transition phase for next 5 years.



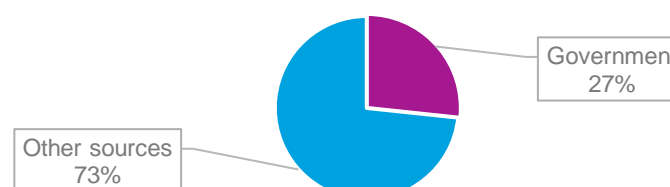
Immunisation financing

	2013	2014	2015	2016	2017
Vaccines used in routine immunisation					
- Government expenditure	\$ 734,960	\$ 801,431	\$ 1,506,578	\$ 949,640	\$ 1,363,640
- Total expenditure	\$ 74,708,028	\$ 68,912,784	\$ 71,731,996	\$ 71,112,253	\$ 94,001,667
- Government as % of total	1%	1%	2%	1%	1%
Routine immunisation					
- Government expenditure	\$ 815,475	\$ 857,344	\$ 1,557,338	\$ 992,419	\$ 1,425,069
- Total expenditure	\$ 9,023,907	\$ 6,579,180	\$ 6,534,559	\$ 3,648,059	\$ 5,341,134
- Government as % of total	9%	13%	24%	27%	27%

Source: WHO-UNICEF Joint Reporting Form 2017

Domestic General government expenditure on health as a share of gross domestic product: **0.1%**

Expenditure on routine immunisation in 2017



Source: WHO National Health Accounts, 2015

Gavi supported vaccines

Vaccines	Type	Year(s) of Gavi support	Co-financing required
HepB mono	Routine	2001-2008	No
Pentavalent	Routine	2009-present	Yes
PCV	Routine	2016	Yes
IPV	Routine	2018	No

Co-financing payments

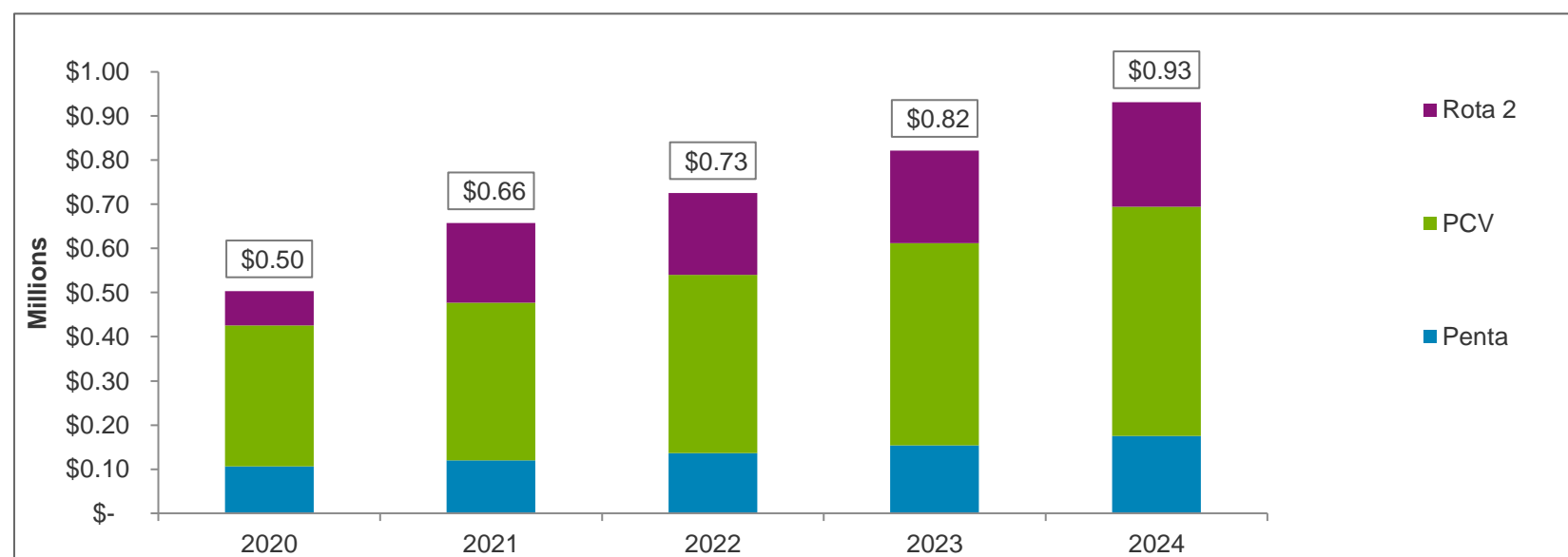
	Total amount paid by the country	Co-financed vaccines
2009	\$ 153,000	Penta
2010	\$ 122,000	Penta
2011	\$ 139,000	Penta
2012	\$ 138,000	Penta
2013	\$ 128,000	Penta
2014	\$ 222,000	Penta
2015	\$ 255,000	Penta PCV
2016	\$ 156,000	Penta *
2017	\$ 391,000	Penta PCV
2018	\$ 179,000	Penta PCV

* Due to the delay in introduction, the 2015 PCV obligations were moved to 2016

Co-financing obligations for 2019

	Co-financing obligations (in US\$)	Co-financing obligations (in doses)
PCV	\$ 235,000	67,900
Pentavalent	\$ 114,000	97,300
Total	\$ 349,000	

Co-financing projections for 2020 - 2024



	2020	2021	2022	2023	2024
Penta	\$ 106,226	\$ 120,184	\$ 136,099	\$ 154,160	\$ 174,849
PCV	\$ 319,389	\$ 356,960	\$ 404,165	\$ 457,835	\$ 519,252
Rota 2	\$ 77,504	\$ 180,069	\$ 185,433	\$ 209,329	\$ 237,389
Total	\$ 503,119	\$ 657,213	\$ 725,697	\$ 821,323	\$ 931,490

- Projections are based on Gavi's operational forecast version 16.
- These projections do not guarantee renewal of support or approval of country's application.
- Final co-financing obligations will be communicated through decision letters.