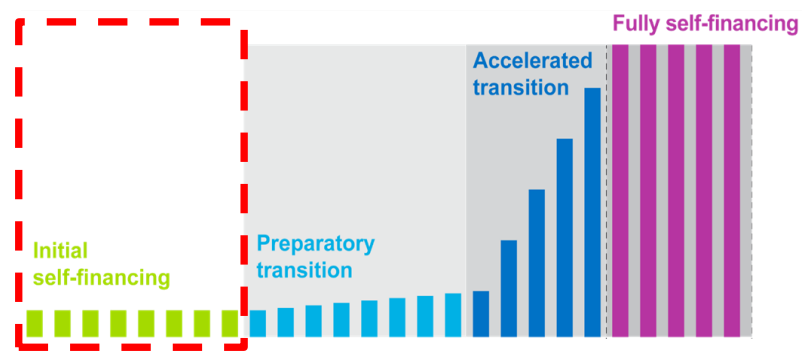


## Korea DPR

### Region: SEARO

#### Key information on co-financing

- Gross National Income per capita (2017): **NA**
- Co-financing status (2019): **Initial self-financing**
- Country is projected to stay in initial self financing phase for next 5 years.



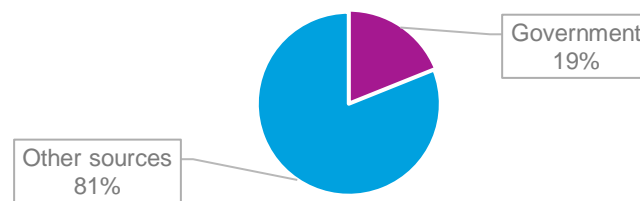
#### Immunisation financing

	2013	2014	2015	2016	2017
<b>Vaccines used in routine immunisation</b>					
- Government expenditure	\$ 125,000,000	\$ 189,000,000	\$ 309,440,559	\$ 121,000,000	\$ 365,200,000
- Total expenditure	\$ 3,500,000	\$ 3,500,000	\$ 3,324,169	\$ 1,283,289	\$ 1,787,894
- Government as % of total	<b>3571%</b>	<b>5400%</b>	<b>9309%</b>	<b>9429%</b>	<b>20426%</b>
<b>Routine immunisation</b>					
- Government expenditure	\$ 8,524,198	\$ 8,524,198	\$ 8,306,619	\$ 8,143,435	\$ 2,615,000
- Total expenditure	\$ 17,694,224	\$ 17,694,224	\$ 17,694,224	\$ 17,694,224	\$ 13,819,282
- Government as % of total	<b>48%</b>	<b>48%</b>	<b>47%</b>	<b>46%</b>	<b>19%</b>

Source: WHO-UNICEF Joint Reporting Form 2017

#### Expenditure on routine immunisation in 2017

Domestic General government expenditure on health as a share of gross domestic product: **0.0%**



Source: WHO National Health Accounts, 2015

#### Gavi supported vaccines

Vaccines	Type	Year(s) of Gavi support	Co-financing required
HepB mono	Routine	2003 - 2008	No
Tetra DTP-HepB	Routine	2006 - 2012	Yes
Pentavalent	Routine	2012 - present	Yes
Measles	Routine	2008	No
IPV	Routine	2015 - present	No

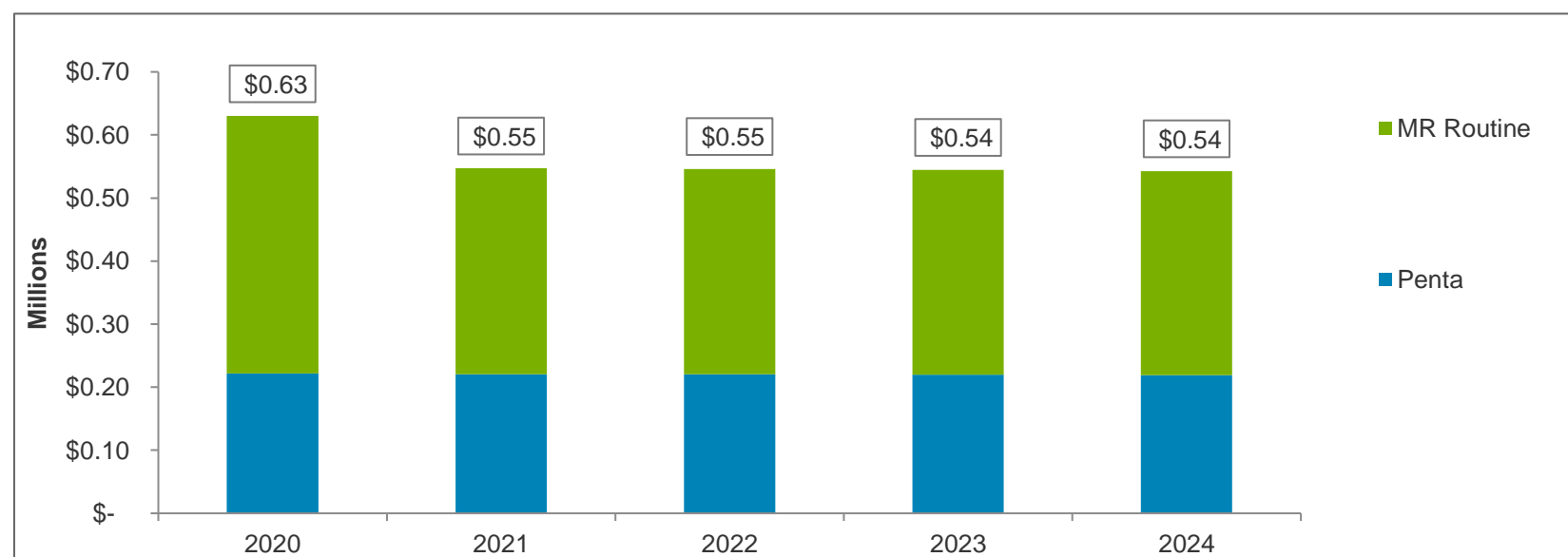
#### Co-financing payments

	Total amount paid by the country	Co-financed vaccines
2009	\$ 200,000	Tetra DTP-HepB
2010	\$ 172,000	Tetra DTP-HepB
2011	\$ 319,000	Tetra DTP-HepB
2012	\$ 161,000	Penta
2013	\$ 234,000	Penta
2014	\$ 340,000	Penta
2015	\$ 129,000	Penta
2016	\$ 200,000	Penta
2017	\$ 140,000	Penta
2018	\$ 259,000	Penta

## Co-financing obligations for 2019

	Co-financing obligations (in US\$)	Co-financing obligations (in doses)
Pentavalent	\$ 254,000	226,700
MR Routine	\$ 74,500	113,800
<b>Total</b>	<b>\$ 328,500</b>	

## Co-financing projections for 2020 - 2024



	2020	2021	2022	2023	2024
Penta	\$ 221,761	\$ 220,657	\$ 220,329	\$ 219,749	\$ 218,902
MR Routine	\$ 408,054	\$ 326,339	\$ 325,854	\$ 324,996	\$ 323,745
<b>Total</b>	<b>\$ 629,815</b>	<b>\$ 546,996</b>	<b>\$ 546,183</b>	<b>\$ 544,745</b>	<b>\$ 542,647</b>

- Projections are based on Gavi's operational forecast version 16.
- These projections do not guarantee renewal of support or approval of country's application.
- Final co-financing obligations will be communicated through decision letters.