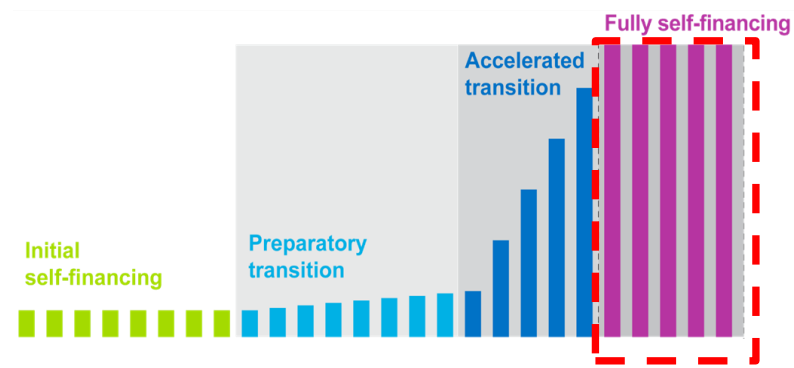


Indonesia

Region: SEARO

Key information on co-financing

- Gross National Income per capita (2017): **\$3,540**
 - Co-financing status (2019): **Fully self-financing**
- Country started fully self-financing in 2017.



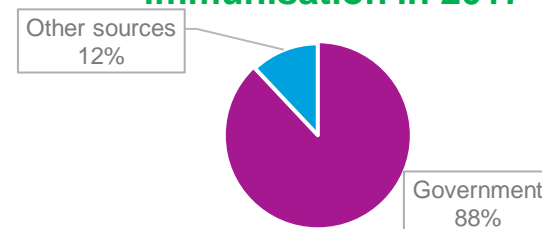
Immunisation financing

	2013	2014	2015	2016	2017
Vaccines used in routine immunisation					
- Government expenditure	\$ 48,118,036	\$ 37,672,510	\$ 38,104,669	\$ 46,803,327	\$ 51,368,736
- Total expenditure	\$ 56,772,874	\$ 48,451,135	\$ 45,810,960	\$ 51,744,306	\$ 57,076,373
- Government as % of total	85%	78%	83%	90%	90%
Routine immunisation					
- Government expenditure	\$ 65,286,678	\$ 47,458,494	\$ 56,352,112	\$ 66,912,375	\$ 86,228,082
- Total expenditure	\$ 85,262,210	\$ 73,692,079	\$ 74,557,222	\$ 75,432,522	\$ 97,986,457
- Government as % of total	77%	64%	76%	89%	88%

Source: WHO-UNICEF Joint Reporting Form 2017

Domestic General government expenditure on health as a share of gross domestic product: **3.3%**

Expenditure on routine immunisation in 2017



Source: WHO National Health Accounts, 2015

Gavi supported vaccines

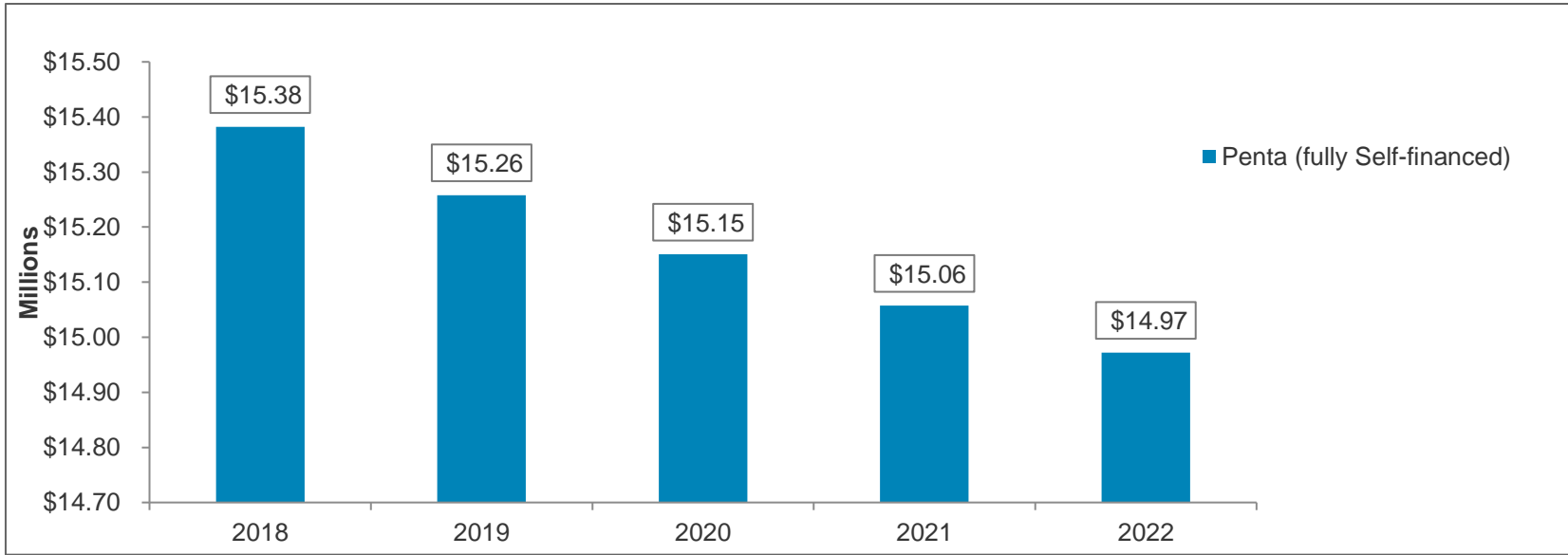
Vaccines	Type	Year(s) of Gavi support	Co-financing required
HepB-mono	Routine	2002 - 2008	No
Pentavalent	Routine	2013 - present	Yes
HPV	Demo	2017	No
JE	Campaign	2017	No
MR	Campaign	2017-2018	No
IPV	Routine	2016 - present	No

Co-financing payments

	Total amount paid by the country	Co-financed vaccines
2013	\$ 2,110,000	Penta
2014	\$ 11,860,000	Penta
2015	\$ 10,113,000	Penta
2016	\$ 10,796,000	Penta

*Indonesia is fully self-financing Pentavalent starting from 2017

Co-financing projections for 2018 - 2022 (Fully Self-financed)



	2018	2019	2020	2021	2022
Penta (fully Self-financed)	\$ 15,381,970	\$ 15,258,150	\$ 15,150,320	\$ 15,057,250	\$ 14,971,970
Total	\$ 15,381,970	\$ 15,258,150	\$ 15,150,320	\$ 15,057,250	\$ 14,971,970

- Projections are based on Gavi's operational forecast version 16 and estimated price of self procured Penta vaccines.