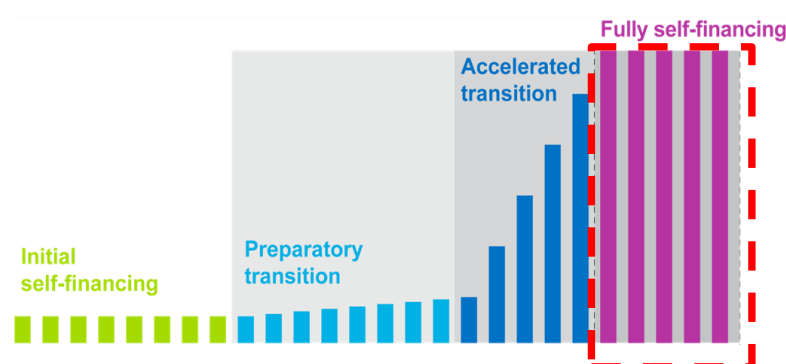


Honduras

Region: PAHO

Key information on co-financing

- Gross National Income per capita (2017): \$ 2,250
- Co-financing status (2019): Fully self-financing
- From end of 2015, country is fully self-financing all the vaccines.



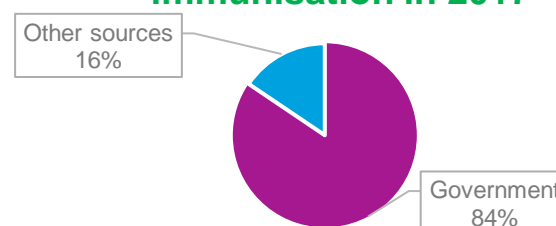
Immunisation financing

	2013	2014	2015	2016	2017
Vaccines used in routine immunisation					
- Government expenditure	\$ 7,220,316	\$ 6,773,538	\$ 9,616,967	\$ 9,037,075	\$ 9,800,607
- Total expenditure	\$ 11,465,816	\$ 9,257,538	\$ 11,664,559	\$ 10,222,887	\$ 10,254,607
- Government as % of total	63%	73%	82%	88%	96%
Routine immunisation					
- Government expenditure	\$ 9,498,744	\$ 10,680,410	\$ 13,753,394	\$ 11,086,925	\$ 13,961,333
- Total expenditure	\$ 14,263,868	\$ 13,364,980	\$ 17,795,533	\$ 14,663,550	\$ 16,533,784
- Government as % of total	67%	80%	77%	76%	84%

Source: WHO-UNICEF Joint Reporting Form 2017

Domestic General government expenditure on health as a share of gross domestic product: **0.01%**

Expenditure on routine immunisation in 2017



Source: WHO National Health Accounts, 2015

Gavi supported vaccines

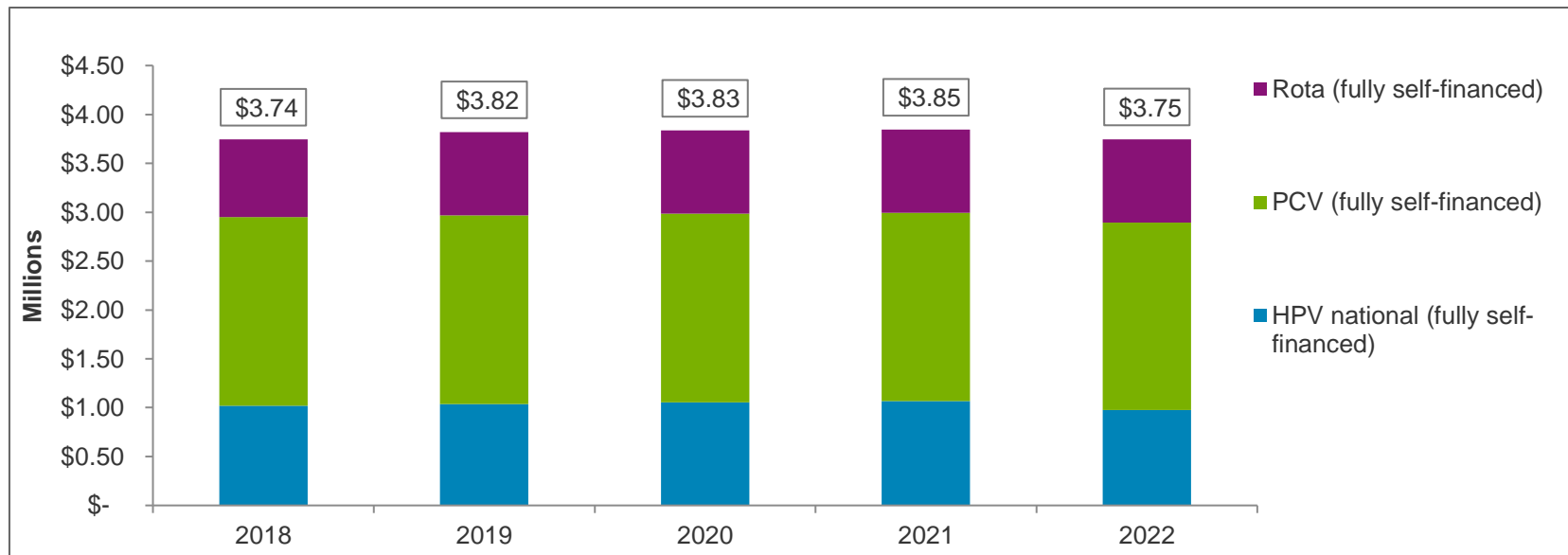
Vaccines	Type	Year(s) of Gavi support	Co-financing required
Rotavirus	Routine	2008 - 2015	Fully self-financed
PCV	Routine	2010 - 2015	Yes
IPV	Routine	2015 - present	No
HPV	Routine	2017	Yes

Co-financing payments

	Total amount paid by the country	Co-financed vaccines
2008	\$ 111,000	Rota -
2009	\$ 32,000	Rota -
2010	\$ 144,000	Rota -
2011	\$ 312,000	Rota PCV
2012	\$ 1,088,000	Rota PCV
2013	\$ 1,440,000	Rota PCV
2014	\$ 2,027,000	Rota PCV
2015	\$ 2,789,000	Rota PCV

Country is fully-self financing all the vaccines from end of 2015.

Co-financing projections for 2018 - 2022 (Fully Self-financed)



	2018	2019	2020	2021	2022
HPV national (fully self-financed)	\$ 1,018,388	\$ 1,037,027	\$ 1,054,076	\$ 1,069,408	\$ 977,266
PCV (fully self-financed)	\$ 1,929,421	\$ 1,930,628	\$ 1,929,076	\$ 1,924,418	\$ 1,917,691
Rota (fully self-financed)	\$ 796,208	\$ 851,839	\$ 851,839	\$ 851,839	\$ 851,839
Total	\$ 3,744,017	\$ 3,819,494	\$ 3,834,991	\$ 3,845,665	\$ 3,746,796

- Projections are based on Gavi's operational forecast version 16.
- These projections do not guarantee renewal of support or approval of country's application.
- Final co-financing obligations will be communicated through decision letters.