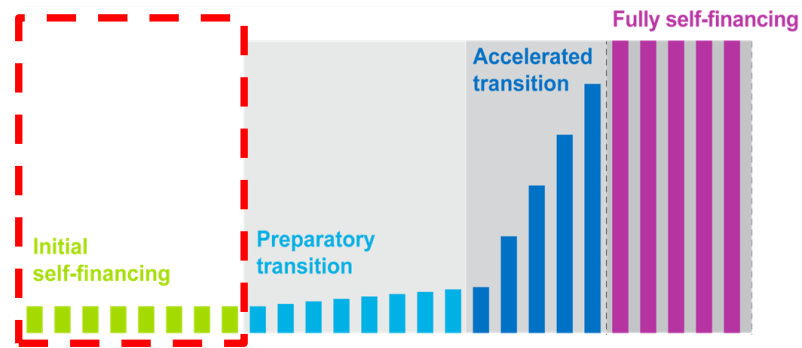


## Guinea Bissau

Region: West Africa

### Key information on co-financing

- Gross National Income per capita (2017): \$ 660
- Co-financing status (2019): Initial self-financing
- Country is projected to stay in initial self financing phase for next 5 years.



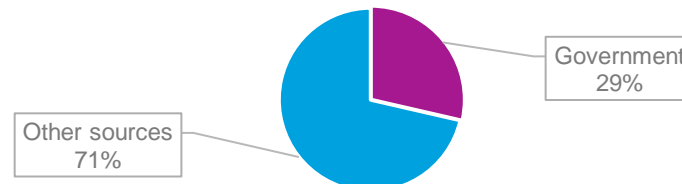
### Immunisation financing

	2013	2014	2015	2016	2017
<b>Vaccines used in routine immunisation</b>					
- Government expenditure	\$ 44,000	\$ 51,000	\$ 107,500	\$ 73,500	\$ 212,000
- Total expenditure	\$ 364,975	\$ 1,007,680	\$ 1,817,108	\$ 2,291,406	\$ 741,500
- Government as % of total	12%	5%	6%	3%	29%
<b>Routine immunisation</b>					
- Government expenditure	\$ -	\$ -	\$ 107,500	\$ 73,500	\$ 212,000
- Total expenditure	\$ -	\$ -	\$ 1,817,108	\$ 2,475,331	\$ 741,500
- Government as % of total	N/A	N/A	6%	3%	29%

Source: WHO-UNICEF Joint Reporting Form 2017

Domestic General government expenditure on health as a share of gross domestic product: **0.03%**

### Expenditure on routine immunisation in 2017



Source: WHO National Health Accounts, 2015

### Gavi supported vaccines

Vaccines	Type	Year(s) of Gavi support	Co-financing required
Yellow Fever	Routine	2008-present	Yes
Pentavalent	Routine	2008-present	Yes
PCV	Routine	2015-present	Yes
Rotavirus	Routine	2015-present	Yes
IPV	Routine	2015-present	No
Meningitis A	Campaign	2016	No

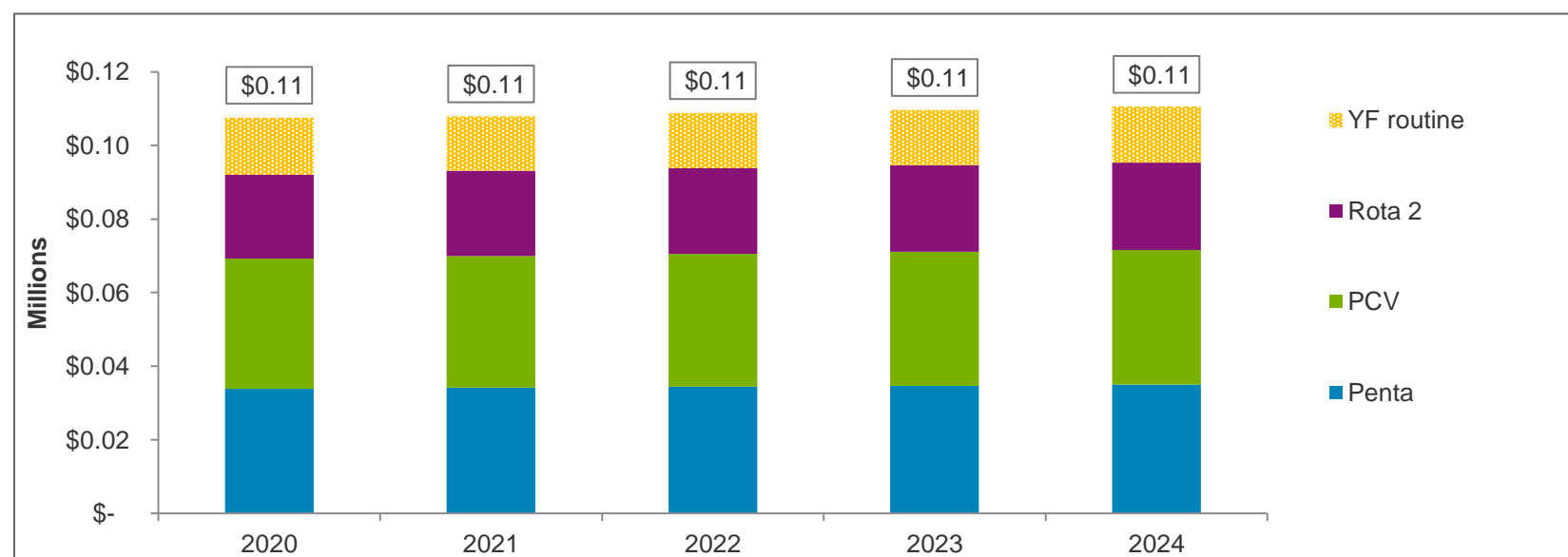
### Co-financing payments

Year	Total amount paid by the country	Co-financed vaccines			
		Vaccine	Type	Co-financing	Other
2008	\$ 64,000	Penta	Yellow Fever		
2009	\$ 29,000	Penta	Yellow Fever		
2010	\$ 33,000	Penta	Yellow Fever		
2011	\$ 33,000	Penta	Yellow Fever	PCV	
2012	\$ 43,000	Penta	Yellow Fever	PCV	
2013	\$ 44,000	Penta	Yellow Fever	PCV	
2014	\$ 73,000	Penta	Yellow Fever	PCV	
2015	\$ 108,000	Penta	Yellow Fever	PCV	Rota
2016	\$ 74,000	Penta	Yellow Fever	PCV	Rota
2017	\$ 115,000	Penta	Yellow Fever	PCV	Rota
2018	\$ 91,000	Penta	Yellow Fever	PCV	Rota

## Co-financing obligations for 2019

	Co-financing obligations (in US\$)	Co-financing obligations (in doses)
Rota	\$ 20,500	9,000
Pentavalent	\$ 21,000	29,500
PCV	\$ 33,000	11,200
YF	\$ 6,000	4,900
Measles follow up campaign	\$ 2,500	6,400
<b>Total</b>	<b>\$ 83,000</b>	

## Co-financing projections for 2020 - 2024



	2020	2021	2022	2023	2024
Penta	\$ 33,812	\$ 34,173	\$ 34,449	\$ 34,719	\$ 34,989
PCV	\$ 35,407	\$ 35,785	\$ 36,074	\$ 36,357	\$ 36,639
Rota 2	\$ 22,917	\$ 23,161	\$ 23,349	\$ 23,532	\$ 23,714
YF routine	\$ 15,442	\$ 14,847	\$ 14,968	\$ 15,085	\$ 15,202
<b>Total</b>	<b>\$ 107,579</b>	<b>\$ 107,966</b>	<b>\$ 108,840</b>	<b>\$ 109,693</b>	<b>\$ 110,544</b>

- Projections are based on Gavi's operational forecast version 16.
- These projections do not guarantee renewal of support or approval of country's application.
- Final co-financing obligations will be communicated through decision letters.