

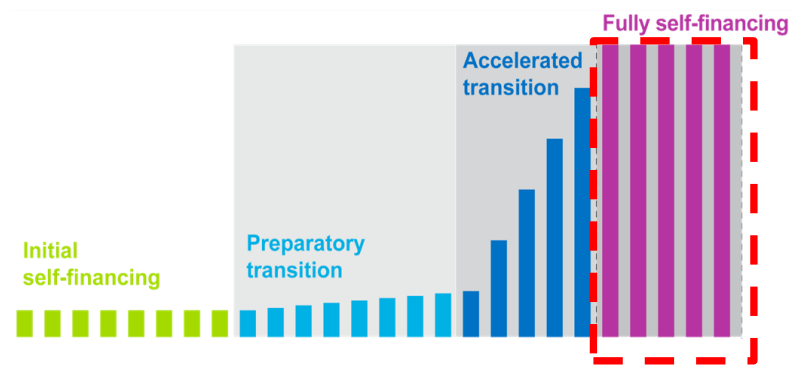
## Georgia

### Region: EURO

#### Key information on co-financing

- Gross National Income per capita (2017): \$ 3,790
- Co-financing status (2019): Fully self-financing

Country started fully self-financing from end of 2017.



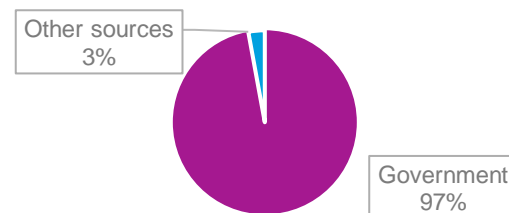
#### Immunisation financing

	2013	2014	2015	2016	2017
<b>Vaccines used in routine immunisation</b>					
- Government expenditure	\$ 2,274,878	\$ 1,599,639	\$ 3,235,311	\$ 5,238,988	\$ 5,856,448
- Total expenditure	\$ 3,691,853	\$ 2,509,139	\$ 3,401,671	\$ 5,748,223	\$ 5,856,448
- Government as % of total	<b>62%</b>	<b>64%</b>	<b>95%</b>	<b>91%</b>	<b>100%</b>
<b>Routine immunisation</b>					
- Government expenditure	\$ 2,319,163	\$ 3,465,081	\$ 3,243,311	\$ 5,524,120	\$ 7,164,667
- Total expenditure	\$ 4,745,229	\$ 4,501,581	\$ 3,493,311	\$ 6,227,550	\$ 7,377,234
- Government as % of total	<b>49%</b>	<b>77%</b>	<b>93%</b>	<b>89%</b>	<b>97%</b>

Source: WHO-UNICEF Joint Reporting Form 2017

Domestic General government expenditure on health as a share of gross domestic product: **0.04%**

#### Expenditure on routine immunisation in 2017



Source: WHO National Health Accounts, 2015

#### Gavi supported vaccines

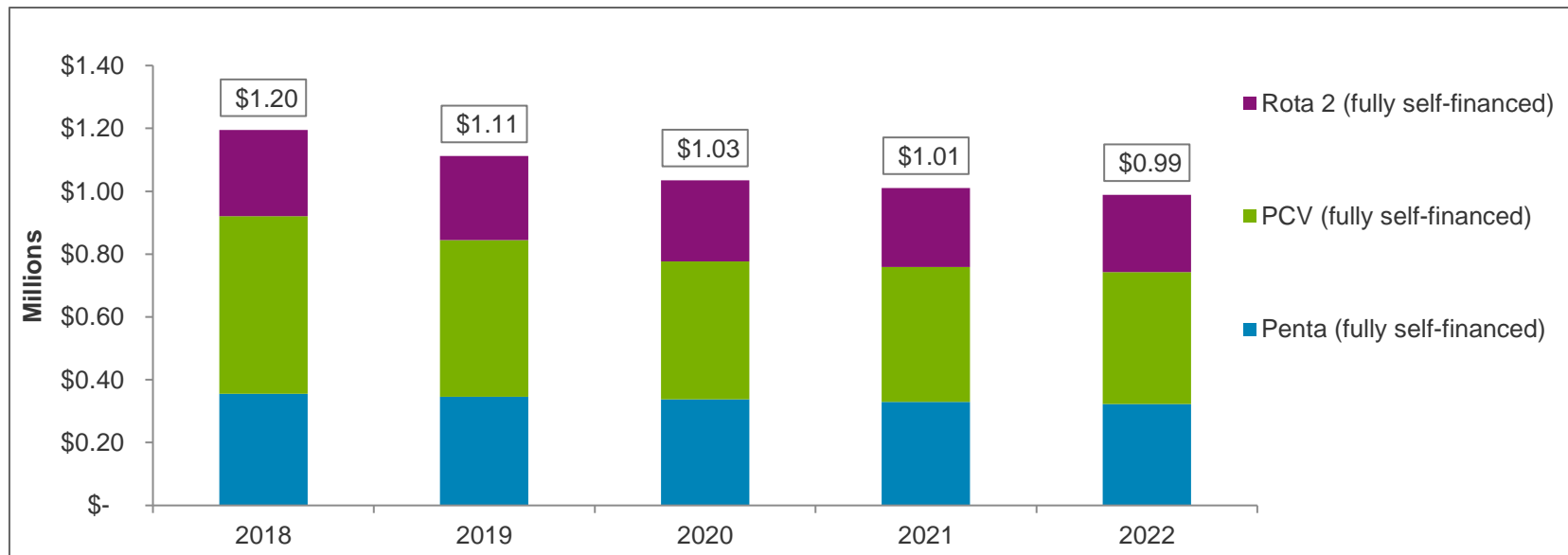
Vaccines	Type	Year(s) of Gavi support	Co-financing required
HepB mono	Routine	2002-2008	Yes
Pentavalent	Routine	2009-2015	Yes
Rotavirus	Routine	2013-2015	Yes
PCV	Routine	2014-present	Yes
IPV	Routine	2015 introduction	No
HPV	Campaign	2017	No

#### Co-financing payments

Year	Total amount paid by the country	Co-financed vaccines		
		Vaccine	Amount	Year
2009	\$ 34,000	Penta	-	-
2010	\$ 99,000	Penta	-	-
2011	\$ 96,000	Penta	-	-
2012	\$ 252,000	Penta	Rota	-
2013	\$ 291,000	Penta	Rota	-
2014	\$ 809,000	Penta	Rota	PCV
2015	\$ 387,000	Penta	Rota	PCV
2016	\$ 351,000	-	-	PCV
2017	\$ 466,000	-	-	PCV

\* Georgia is fully self-financing Pentavalent and Rota as of 2016, and PCV starting from 2018

## Co-financing projections for 2018 - 2022 (Fully Self-financed)



	2018	2019	2020	2021	2022
Penta (fully self-financed)	\$ 355,806	\$ 346,009	\$ 337,352	\$ 329,778	\$ 322,917
PCV (fully self-financed)	\$ 564,543	\$ 498,899	\$ 438,803	\$ 428,951	\$ 420,026
Rota 2 (fully self-financed)	\$ 274,675	\$ 266,600	\$ 258,791	\$ 251,665	\$ 245,369
<b>Total</b>	<b>\$ 1,195,023</b>	<b>\$ 1,111,508</b>	<b>\$ 1,034,945</b>	<b>\$ 1,010,394</b>	<b>\$ 988,312</b>

- Projections are based on Gavi's operational forecast version 16.
- These projections do not guarantee renewal of support or approval of country's application.
- Final co-financing obligations will be communicated through decision letters.