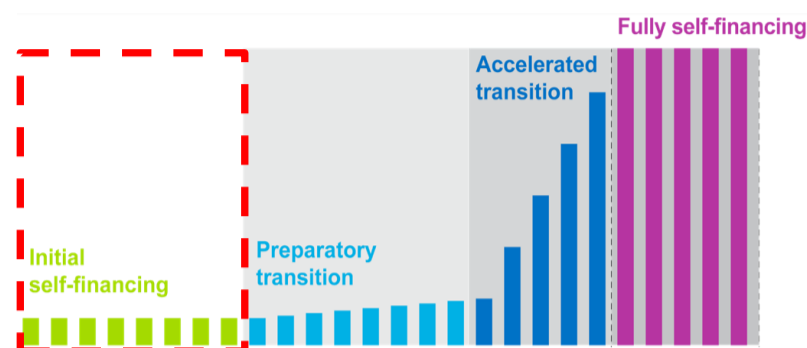


## Ethiopia

### Region: East Africa

#### Key information on co-financing

- Gross National Income per capita (2017): \$ 740
- Co-financing status (2018): Initial self-financing
- No projected change in co-financing grouping in the next 5 years
- Starting from 2018 country co-financing is fiscal year aligned, Country is expected to pay 2018 co-financing by end of June 2019.



#### Immunisation financing

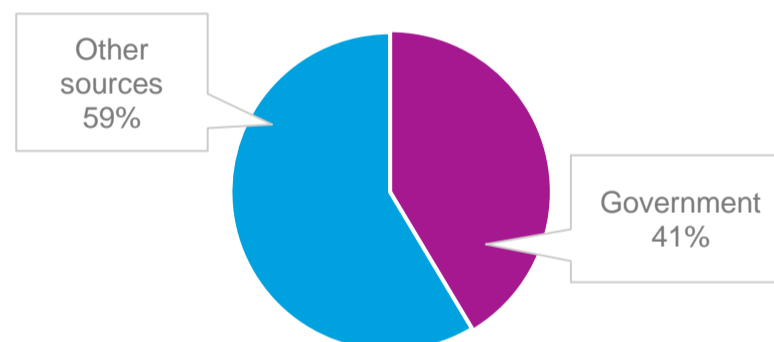
	2013	2014	2015	2016	2017
<b>Vaccines used in routine immunisation</b>					
- Government expenditure	7,014,915	8,499,761	10,291,749	11,835,511	12,190,577
- Total expenditure	\$ 79,412,980	\$ 72,954,162	\$ 72,933,903	\$ 80,227,293	\$ 81,831,839
- Government as % of total	9%	12%	14%	15%	15%
<b>Routine immunisation</b>					
- Government expenditure	\$ 29,390,931	\$ 36,333,665	\$ 43,276,400	\$ 49,721,033	\$ 51,212,664
- Total expenditure	\$ 108,045,961	\$ 109,287,827	\$ 110,246,194	\$ 121,270,813	\$ 123,696,230
- Government as % of total	27%	33%	39%	41%	41%

Source: WHO-UNICEF Joint Reporting Form 2017

Domestic General Government Health Expenditure (GGHE-D) as % Gross Domestic Product (GDP) **1.09%**

Source: WHO National Health Accounts, 2015

#### Expenditure on routine immunisation in 2017



#### Gavi supported vaccines

Vaccines	Type	Year(s) of Gavi support	Co-financing required
Pentavalent	Routine	2007-present	Yes
PCV	Routine	2011-present	Yes
IPV	Routine	2015-present	No
Rotavirus	Routine	2013-present	Yes
Meningitis A	Campaign	2013-2015	No
Measles SIA I	Campaign	2013	No
Measles SIA II	Campaign	2016	No
HPV	Demonstration	2015-present	No

\* country started co-financing Penta in 2012.

## Co-financing payments

	Total amount paid by the country	Co-financed vaccines		
2011	\$ 1,254,000	-	-	PCV
2012	\$ 3,105,000	Penta	-	PCV
2013	\$ 4,995,000	Penta	Rota	PCV
2014	\$ 5,935,000	Penta	Rota	PCV
2015	\$ 4,732,000	Penta	Rota	PCV
2016	\$ 4,403,000	Penta	Rota	PCV
2017	\$ 4,490,000	Penta	Rota	PCV

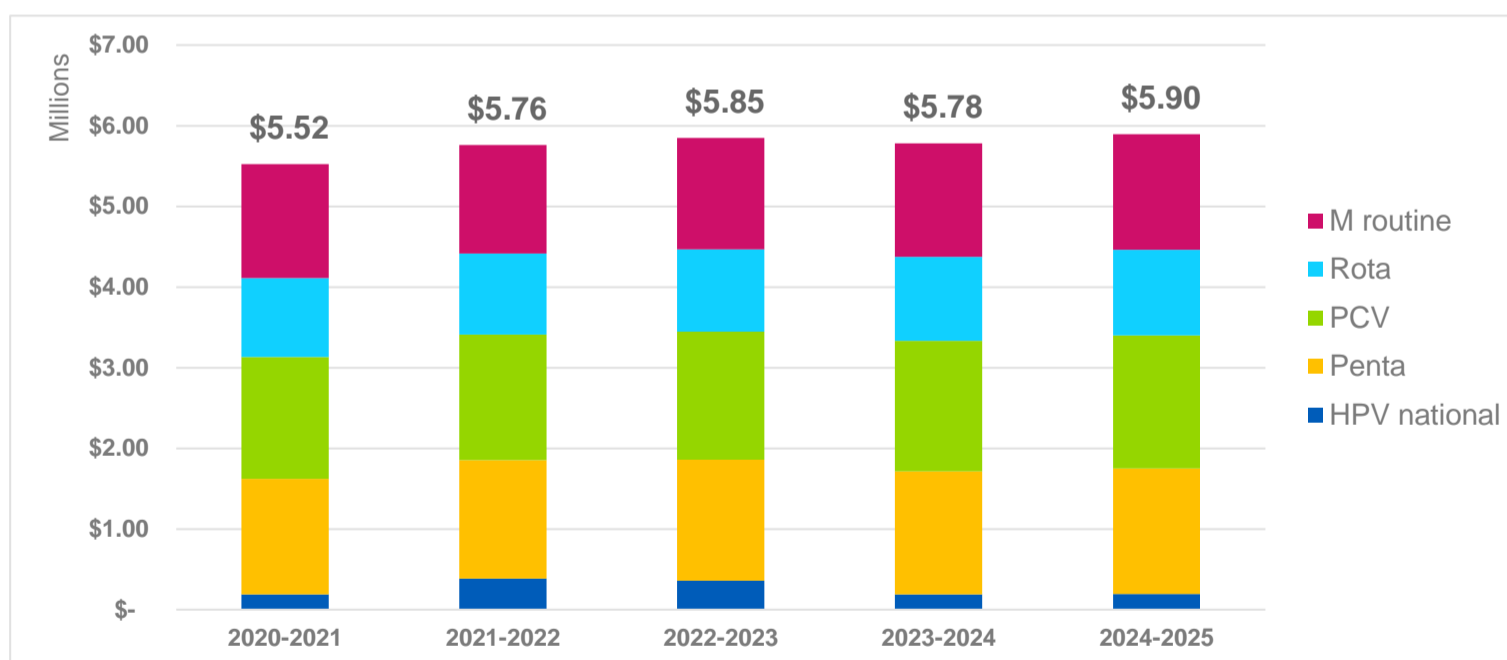
## Co-financing obligations for 2018 - 2019

	Minimum co-financing per dose	Co-financing obligations (in US\$)	Co-financing obligations (in doses)
Pentavalent	\$ 0.20	\$ 1,905,000	1,642,700
PCV	\$ 0.20	\$ 920,000	300,000
Rota	\$ 0.20	\$ 1,306,500	630,000
HPV	\$ 0.20	\$ 583,000	128,400
Measles	\$ 0.20	\$ 1,493,000	5,048,400
<b>Total</b>		<b>\$ 6,207,500</b>	

## Co-financing obligations for 2019 - 2020

	Minimum co-financing per dose	Co-financing obligations (in US\$)	Co-financing obligations (in doses)
Pentavalent	\$ 0.20	\$ 809,500	722,200
PCV	\$ 0.20	\$ 1,868,500	607,600
Rota	\$ 0.20	\$ 1,492,500	645,000
HPV	\$ 0.20	\$ 516,000	113,300
Measles	\$ 0.20	\$ 300,000	908,000
<b>Total</b>		<b>\$ 4,986,500</b>	

## Co-financing projections 2020-2024



	2020-2021	2021-2022	2022-2023	2023-2024	2024-2025
HPV national	\$ 187,443	\$ 384,468	\$ 359,254	\$ 187,049	\$ 194,017
Penta	\$ 1,432,712	\$ 1,471,025	\$ 1,500,727	\$ 1,529,580	\$ 1,557,576
PCV	\$ 1,514,581	\$ 1,555,084	\$ 1,586,483	\$ 1,616,984	\$ 1,646,580
Rota	\$ 977,436	\$ 1,003,181	\$ 1,023,124	\$ 1,042,484	\$ 1,061,257
M routine	\$ 1,412,647	\$ 1,348,213	\$ 1,378,375	\$ 1,407,791	\$ 1,436,448
<b>Total</b>	<b>\$ 5,524,819</b>	<b>\$ 5,761,970</b>	<b>\$ 5,847,964</b>	<b>\$ 5,783,887</b>	<b>\$ 5,895,879</b>

- Projections are based on Gavi's operational forecast v16.
- These projections do not guarantee renewal of support or approval of country's application.
- Final co-financing obligations will be communicated through decision letters.