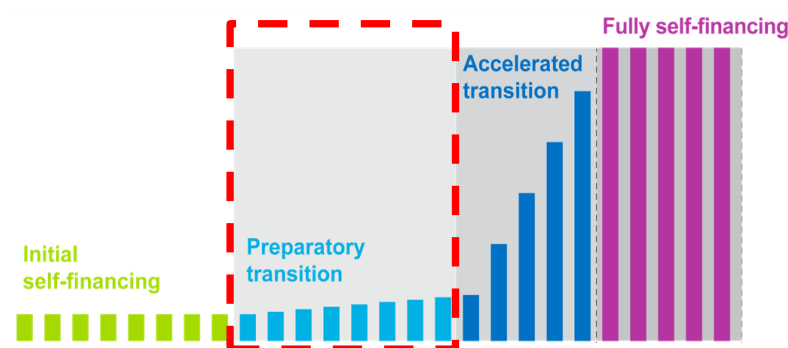


Djibouti

Region: EMRO

Key information on co-financing

- Gross National Income per capita (2017): \$ 1,880
- Co-financing status (2019): Preparatory transition phase
- Country is projected to enter accelerated transition phase in 2022.



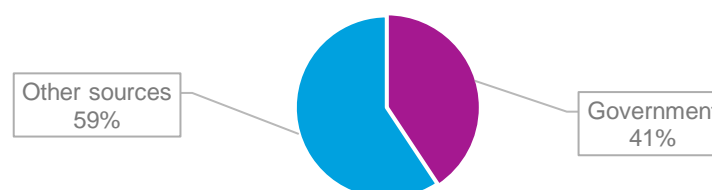
Immunisation financing

	2013	2014	2015	2016	2017
Vaccines used in routine immunisation					
- Government expenditure	\$ 51,000	\$ 50,000	\$ 51,000	\$ 47,500	\$ 47,500
- Total expenditure	\$ 490,886	\$ 350,000	\$ 700,000	\$ 570,000	\$ 570,000
- Government as % of total	10%	14%	7%	8%	8%
Routine immunisation					
- Government expenditure	\$ 1,624,519	\$ 1,725,735	\$ 1,802,329	\$ 1,895,338	\$ 1,973,984
- Total expenditure	\$ 1,656,919	\$ 2,705,139	\$ 3,310,317	\$ 4,210,856	\$ 4,852,955
- Government as % of total	98%	64%	54%	45%	41%

Source: WHO-UNICEF Joint Reporting Form 2017

Domestic General government expenditure on health as a share of gross domestic product: **0.001%**

Expenditure on routine immunisation in 2017



Source: WHO National Health Accounts, 2015

Gavi supported vaccines

Vaccines	Type	Year(s) of Gavi support	Co-financing required
Pentavalent	Routine	2008-present	Yes
PCV	Routine	2012-present	Yes
Rotavirus	Routine	2014-present	Yes
IPV	Routine	2016 introduction	No
Measles	Routine	2012	No

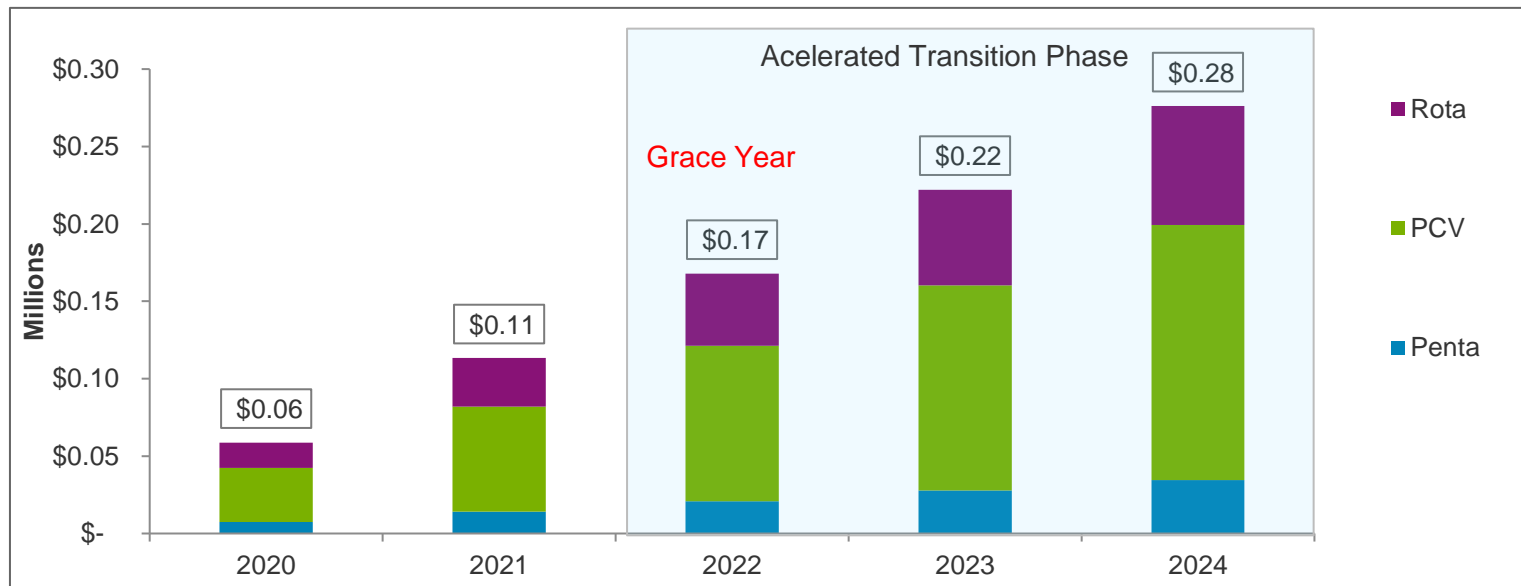
Co-financing payments

Year	Total amount paid by the country	Co-financed vaccines		
		Vaccine	Amount	Notes
2012	\$ 38,000	Penta	-	PCV
2013	\$ 44,000	Penta	-	PCV
2014	\$ 50,000	Penta	Rota	PCV
2015	\$ 51,000	Penta	Rota	PCV
2016	\$ 46,000	Penta	Rota	PCV
2017	\$ 60,000	Penta	Rota	PCV
2018	\$ 25,000	Penta	Rota	PCV

Co-financing obligations for 2019

	Co-financing obligations (in US\$)	Co-financing obligations (in doses)
Pentavalent	\$ 4,000	5,000
PCV	\$ 18,000	5,300
Rota	\$ 5,000	3,000
Total	\$ 27,000	

Co-financing projections for 2020 - 2024



	2020	2021	2022	2023	2024
Penta	\$ 7,328	\$ 14,150	\$ 20,957	\$ 27,737	\$ 34,477
PCV	\$ 35,061	\$ 67,689	\$ 100,242	\$ 132,662	\$ 164,894
Rota	\$ 16,311	\$ 31,489	\$ 46,633	\$ 61,717	\$ 76,711
Total	\$ 58,700	\$ 113,329	\$ 167,832	\$ 222,115	\$ 276,081

- Projections are based on Gavi's operational forecast version 16.
- These projections do not guarantee renewal of support or approval of country's application.
- Final co-financing obligations will be communicated through decision letters.