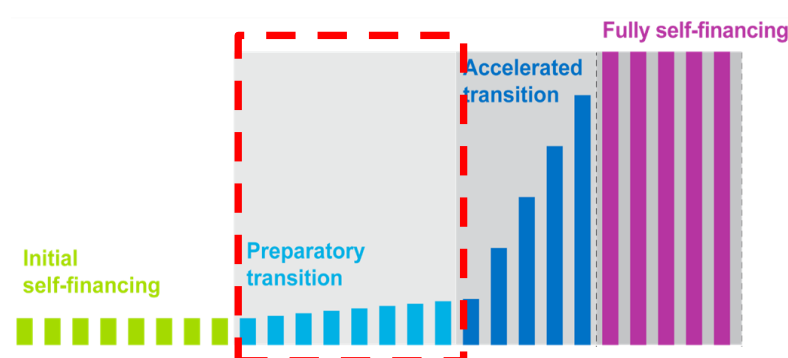


## Côte d'Ivoire

### Region: West Africa

#### Key information on co-financing

- Gross National Income per capita (2017): \$ 1,540
- Co-financing status (2019): Preparatory transition phase
- Country is projected to enter accelerated transition phase in 2020.



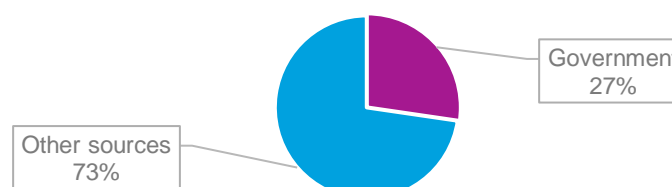
#### Immunisation financing

	2013	2014	2015	2016	2017
<b>Vaccines used in routine immunisation</b>					
- Government expenditure	\$ 5,388,211	\$ 3,581,818	\$ 4,000,000	\$ 7,423,912	\$ 8,069,068
- Total expenditure	\$ 8,982,291	\$ 22,159,318	\$ 15,935,500	\$ 13,696,374	\$ 34,336,613
- Government as % of total	<b>60%</b>	<b>16%</b>	<b>25%</b>	<b>54%</b>	<b>23%</b>
<b>Routine immunisation</b>					
- Government expenditure	\$ 9,087,070	\$ 7,660,098	\$ 6,233,126	\$ 10,130,041	\$ 10,022,706
- Total expenditure	\$ 10,887,666	\$ 25,343,482	\$ 22,168,626	\$ 21,880,612	\$ 36,696,974
- Government as % of total	<b>83%</b>	<b>30%</b>	<b>28%</b>	<b>46%</b>	<b>27%</b>

Source: WHO-UNICEF Joint Reporting Form 2017

Domestic General government expenditure on health as a share of gross domestic product: **5%**

#### Expenditure on routine immunisation in 2017



Source: WHO National Health Accounts, 2015

#### Gavi supported vaccines

Vaccines	Type	Year(s) of Gavi support	Co-financing required
Tetra DTP-HepB	Routine	2001-2009	No
Pentavalent	Routine	2008-present	Yes
Meningitis A	Campaign	2014 - 2018	No
HPV	Demonstration	2014-2015	No
PCV	Routine	2014-present	Yes
IPV	Routine	2015-present	No
Rotavirus	Routine	2016-present	Yes
MR	Campaign	2018	No
MR	Routine	2018 - present	Yes

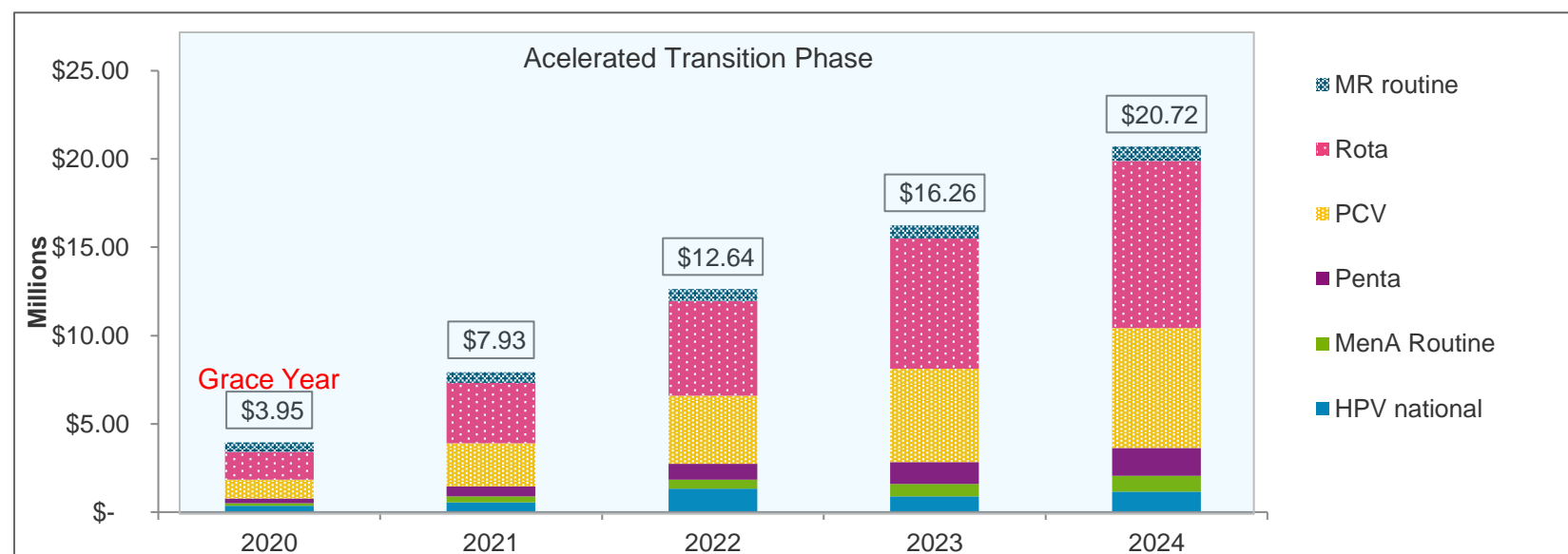
#### Co-financing payments

Year	Total amount paid by the country	Co-financed vaccines				
		Penta	PCV	Rota	MenA	MR
2009	\$ 197,000	Penta	-	-		
2010	\$ 127,000	Penta	-	-		
2011	\$ 143,000	Penta	-	-		
2012	\$ 459,000	Penta	-	-		
2013	\$ 306,000	Penta	-	-		
2014	\$ 1,328,000	Penta	PCV	-		
2015	\$ 970,000	Penta	PCV	-		
2016	\$ 1,354,000	Penta	PCV	Rota		
2017	\$ 917,000	Penta	PCV	Rota		
2018	\$ 3,091,000	Penta	PCV	Rota	MenA	MR

## Co-financing obligations for 2019

	Co-financing obligations (in US\$)	Co-financing obligations (in doses)
PCV	\$ 1,367,000	450,800
Rota	\$ 1,070,000	313,200
Pentavalent	\$ 238,000	315,000
HPV	\$ 459,500	99,900
MR	\$ 500,500	728,900
MenA	\$ 118,000	208,500
<b>Total</b>	<b>\$ 3,753,000</b>	

## Co-financing projections for 2020 - 2024



	2020	2021	2022	2023	2024
HPV national	\$ 365,772	\$ 561,462	\$ 1,339,029	\$ 884,694	\$ 1,153,055
MenA Routine	\$ 144,125	\$ 323,633	\$ 509,098	\$ 700,466	\$ 897,715
Penta	\$ 253,437	\$ 571,656	\$ 899,257	\$ 1,237,284	\$ 1,585,700
PCV	\$ 1,083,244	\$ 2,443,467	\$ 3,844,061	\$ 5,288,960	\$ 6,778,541
Rota	\$ 1,567,723	\$ 3,411,169	\$ 5,366,500	\$ 7,383,713	\$ 9,463,276
MR routine	\$ 540,262	\$ 613,687	\$ 686,768	\$ 761,694	\$ 838,773
<b>Total</b>	<b>\$ 3,954,563</b>	<b>\$ 7,925,074</b>	<b>\$ 12,644,712</b>	<b>\$ 16,256,812</b>	<b>\$ 20,717,060</b>

- Projections are based on Gavi's operational forecast version 16.
- These projections do not guarantee renewal of support or approval of country's application.
- Final co-financing obligations will be communicated through decision letters.