

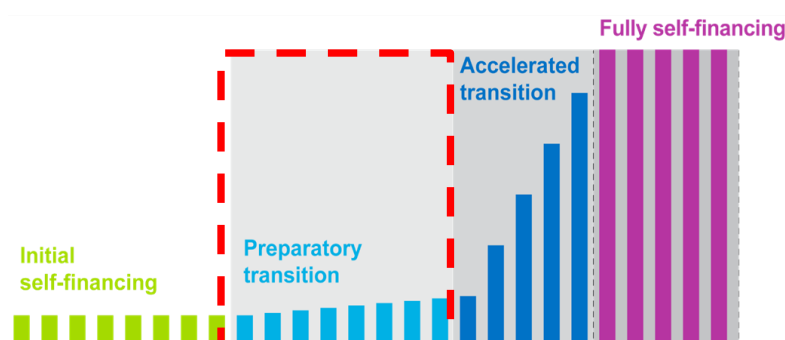
Republic of Congo

Region: Central Africa

Key information on co-financing

- Gross National Income per capita (2017): \$ 1,360
- Co-financing status (2019): Preparatory Transition Phase

In Nov 2018 Gavi board approved Republic of Congo as Gavi eligible again. Country will continue fully-self financing the existing vaccines, however, new vaccines introductions will be supported by Gavi.



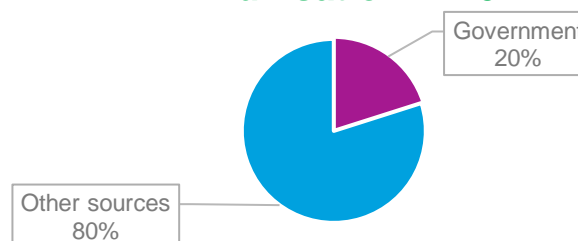
Immunisation financing

	2013	2014	2015	2016	2017
Vaccines used in routine immunisation					
- Government expenditure	\$ 648,740	\$ 1,562,395	\$ 1,813,789	\$ 1,047,203	\$ 419,176
- Total expenditure	\$ 4,467,308	\$ 4,656,455	\$ 3,297,938	\$ 1,336,221	\$ 993,395
- Government as % of total	15%	34%	55%	78%	42%
Routine immunisation					
- Government expenditure	\$ 1,705,019	\$ 2,556,926	\$ 1,898,327	\$ 1,161,872	\$ 453,535
- Total expenditure	\$ 7,094,238	\$ 6,396,948	\$ 4,873,544	\$ 3,018,650	\$ 2,256,574
- Government as % of total	24%	40%	39%	38%	20%

Source: WHO-UNICEF Joint Reporting Form 2017

Domestic General government expenditure on health as a share of gross domestic product: **0.5%**

Expenditure on routine immunisation in 2017



Source: WHO National Health Accounts, 2015

Gavi supported vaccines

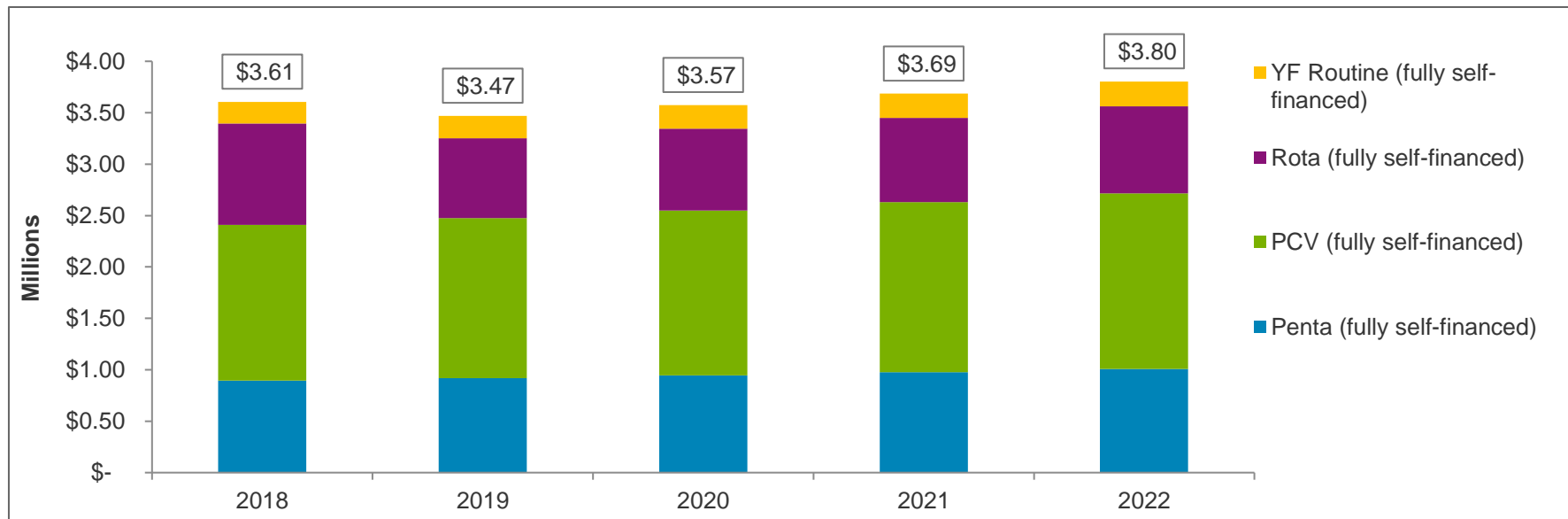
Vaccines	Type	Year(s) of Gavi support	Co-financing required
Yellow Fever	Routine	2004-2015	Fully self-financing
Tetra DTP-HepB	Routine	2007-2008	No
Pentavalent	Routine	2008-2015	Fully self-financing
PCV	Routine	2011-2015	Fully self-financing
Rotavirus	Routine	2014-2017	Fully self-financing
IPV	Routine	2015-present	No

Co-financing payments

Year	Total amount paid by the country	Co-financed vaccines			
		Penta	Yellow Fever	PCV	Rota
2008	\$ 37,000	-	-	-	-
2009	\$ 131,000	-	-	-	-
2010	\$ 39,000	-	-	-	-
2011	\$ 78,000	-	-	-	-
2012	\$ 592,000	-	-	-	-
2013	\$ 1,553,000	-	-	-	-
2014	\$ 2,442,000	-	-	-	-
2015	\$ 2,828,000	-	-	-	-
2016	\$ 489,000	-	-	-	-
2017	\$ 747,000	-	-	-	-
2018	*	-	-	-	-

* Republic of Congo is fully self-financing Pentavalent, Yellow Fever, and PCV as of 2016, and Rota starting from 2018.

Co-financing projections for 2018 - 2022 (Fully Self-financed)



	2018	2019	2020	2021	2022
Penta (fully self-financed)	\$ 894,435	\$ 919,682	\$ 947,210	\$ 977,172	\$ 1,009,252
PCV (fully self-financed)	\$ 1,512,960	\$ 1,555,665	\$ 1,602,229	\$ 1,652,911	\$ 1,707,176
Rota (fully self-financed)	\$ 988,256	\$ 774,592	\$ 796,167	\$ 819,738	\$ 845,030
YF Routine (fully self-financed)	\$ 210,745	\$ 220,086	\$ 228,378	\$ 235,516	\$ 243,161
Total	\$ 3,606,396	\$ 3,470,025	\$ 3,573,984	\$ 3,685,336	\$ 3,804,620

- Projections are based on Gavi's operational forecast version 16 and price forecast version 16.