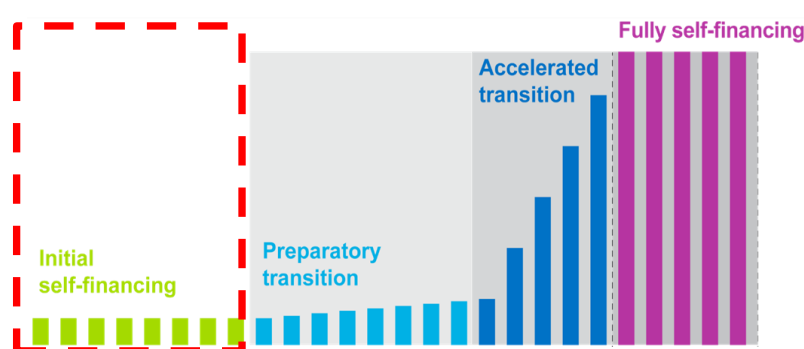


## Burundi

### Region: Central Africa

#### Key information on co-financing

- Gross National Income per capita (2017): \$ 290
- Co-financing status (2019): Initial self-financing
- Country is projected to remain in initial self-financing phase for next 5 years



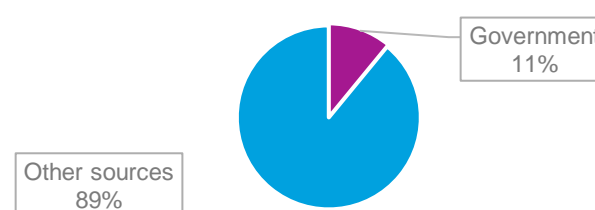
#### Immunisation financing

	2013	2014	2015	2016	2017
<b>Vaccines used in routine immunisation</b>					
- Government expenditure	\$ 451,862	\$ 657,548	\$ 685,638	\$ 510,053	\$ 1,003,776
- Total expenditure	\$ 9,773,702	\$ 9,072,982	\$ 10,977,119	\$ 9,598,500	\$ 8,750,104
- Government as % of total	5%	7%	6%	5%	11%
<b>Routine immunisation</b>					
- Government expenditure	\$ 575,041	\$ 796,850	\$ 691,364	\$ 597,351	\$ 1,208,865
- Total expenditure	\$ 10,959,737	\$ 9,510,868	\$ 11,689,423	\$ 9,766,531	\$ 11,032,802
- Government as % of total	5%	8%	6%	6%	11%

Source: WHO-UNICEF Joint Reporting Form 2017

Domestic General government expenditure on health as a share of gross domestic product: **0.5%**

#### Expenditure on routine immunisation in 2017



Source: WHO National Health Accounts, 2015

#### Gavi supported vaccines

Vaccines	Type	Year(s) of Gavi support	Co-financing required
Tetra DTP - Hib	Routine	2004	No
HepB	Routine	2004	No
Pentavalent	Routine	2005 - present	Yes
PCV	Routine	2011 - present	Yes
Measles	Routine	2012 - present	No
Rotavirus	Routine	2013 - present	Yes
IPV	Routine	2015 - present	No
HPV	Demonstration	2016 introduction	No
MenA	Campaign	2018	No

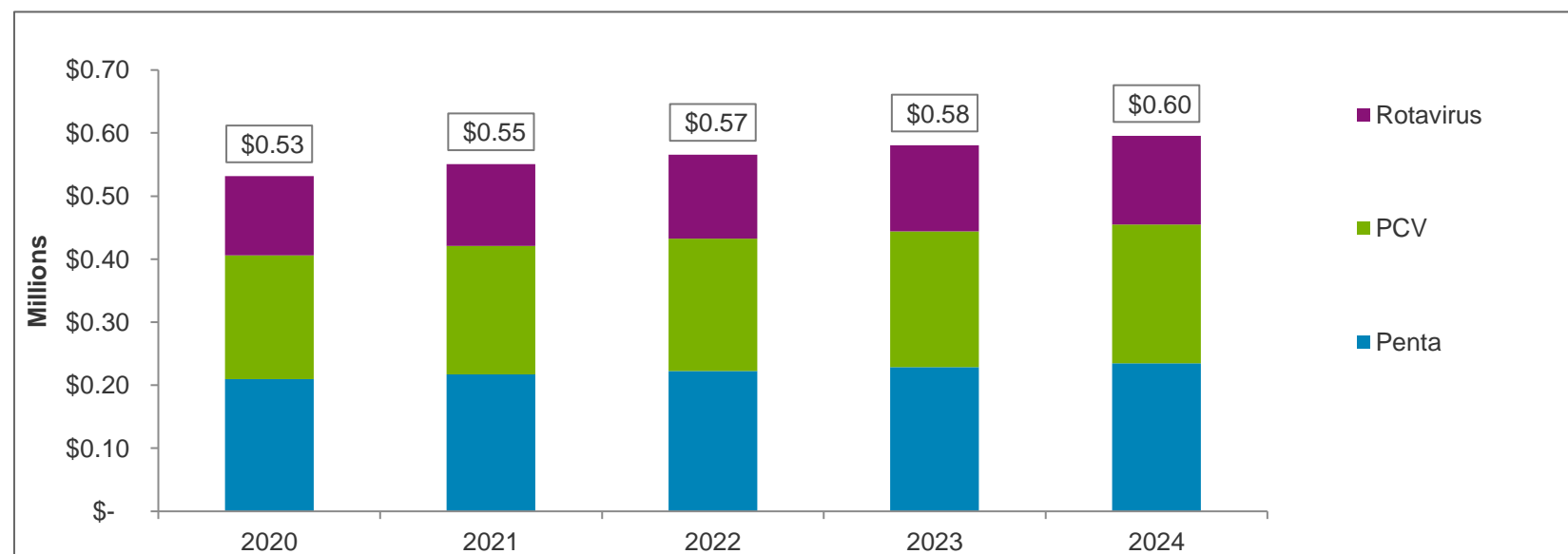
#### Co-financing payments

Year	Total amount paid by the country	Co-financed vaccines	
		Vaccine	Amount
2008	\$ 135,000	Penta	-
2009	\$ 174,000	Penta	-
2010	\$ 169,000	Penta	-
2011	\$ 264,000	Penta	PCV
2012	\$ 463,000	Penta	PCV
2013	\$ 451,000	Penta	Rota PCV
2014	\$ 649,000	Penta	Rota PCV
2015	\$ 676,000	Penta	Rota PCV
2016	\$ 511,000	Penta	Rota PCV
2017	\$ 495,000	Penta	Rota PCV
2018	\$ 717,000	Penta	Rota PCV

## Co-financing obligations for 2019

	Co-financing obligations (in US\$)	Co-financing obligations (in doses)
Pentavalent	\$ 252,000	354,500
PCV	\$ 254,500	85,200
Rota	\$ 161,500	70,500
<b>Total</b>	<b>\$ 668,000</b>	

## Co-financing projections for 2020 - 2024



	2020	2021	2022	2023	2024
Penta	\$ 209,371	\$ 216,922	\$ 222,806	\$ 228,663	\$ 234,580
PCV	\$ 196,950	\$ 204,054	\$ 209,589	\$ 215,098	\$ 220,665
Rotavirus	\$ 125,232	\$ 129,731	\$ 133,234	\$ 136,722	\$ 140,245
<b>Total</b>	<b>\$ 531,553</b>	<b>\$ 550,707</b>	<b>\$ 565,629</b>	<b>\$ 580,483</b>	<b>\$ 595,490</b>

- Projections are based on Gavi's operational forecast version 16.
- These projections do not guarantee renewal of support or approval of country's application.
- Final co-financing obligations will be communicated through decision letters.