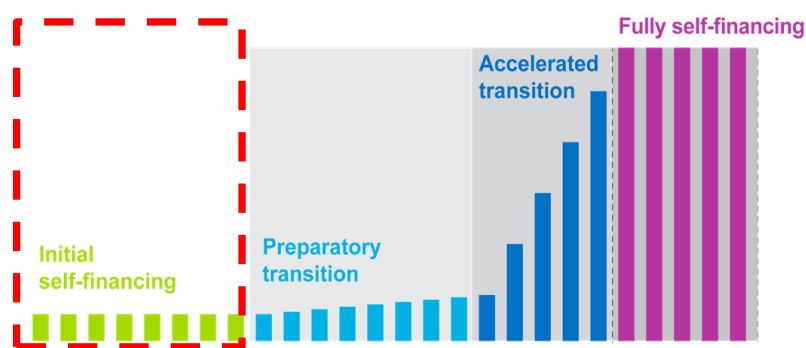


Burkina Faso

Region: West Africa

Key information on co-financing

- Gross National Income per capita (2017): **\$ 610**
- Co-financing status (2019): **Initial self-financing**
- Country is projected to remain in initial self-financing phase for next 5 years



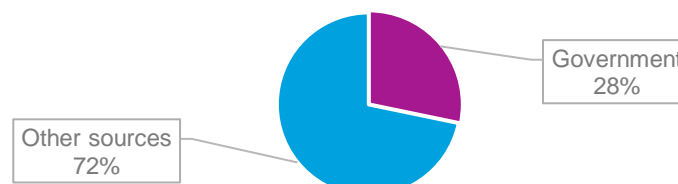
Immunisation financing

	2013	2014	2015	2016	2017
Vaccines used in routine immunisation					
- Government expenditure	\$ 2,469,194	\$ 3,388,963	\$ 2,777,176	\$ 2,186,426	\$ 6,095,849
- Total expenditure	\$ 11,425,980	\$ 32,177,531	\$ 22,655,018	\$ 33,315,214	\$ 24,991,207
- Government as % of total	22%	11%	12%	7%	24%
Routine immunisation					
- Government expenditure	\$ 3,177,712	\$ 3,527,388	\$ 3,864,493	\$ 4,209,979	\$ 8,949,353
- Total expenditure	\$ 14,160,131	\$ 38,222,109	\$ 26,623,642	\$ 38,608,642	\$ 31,672,729
- Government as % of total	22%	9%	15%	11%	28%

Source: WHO-UNICEF Joint Reporting Form 2017

Domestic General government expenditure on health as a share of gross domestic product: **0.7%**

Expenditure on routine immunisation in 2017



Source: WHO National Health Accounts, 2015

Gavi supported vaccines

Vaccines	Type	Year(s) of Gavi support	Co-financing required
Pentavalent	Routine	2006 - present	Yes
PCV	Routine	2013 - present	Yes
Rotavirus	Routine	2013 - present	Yes
Measles - Rubella	Campaign	2014	No
Measles	Routine	2014 - present	No
HPV	Demonstration	2015 - 2016	No
IPV	Routine	2018 introduction	No
MenA	Campaign	2010- 2016	No
MenA	Routine	2017 - present	Yes

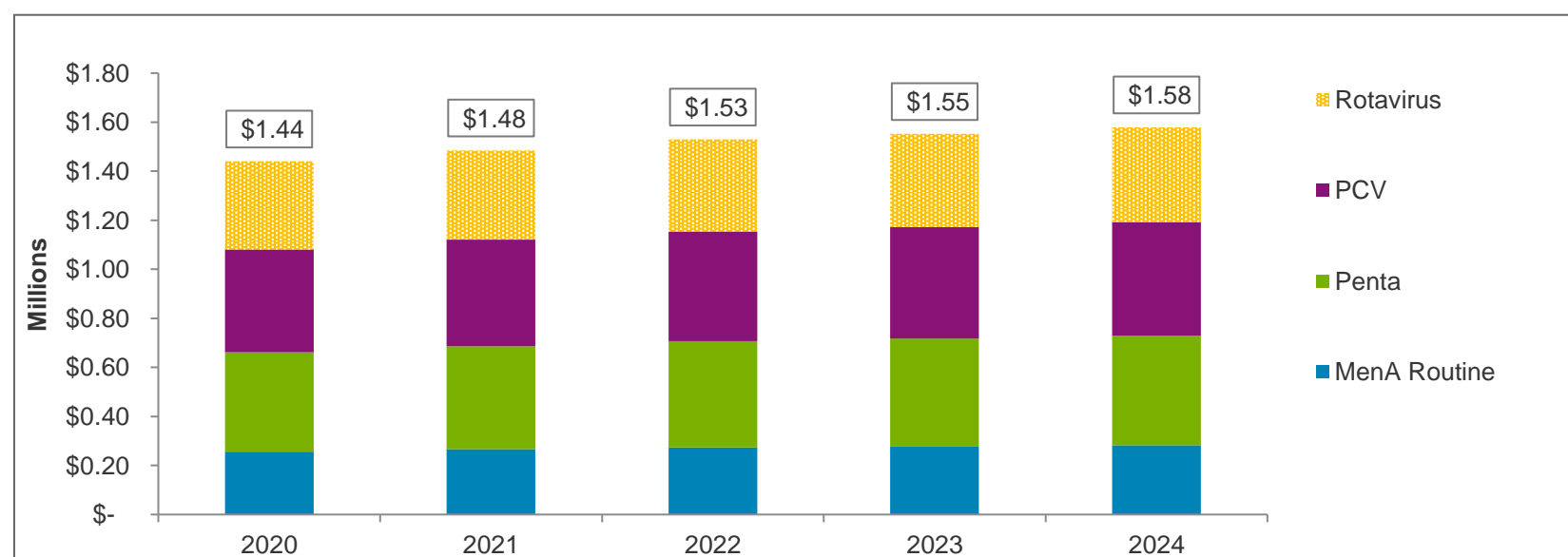
Co-financing payments

	Total amount paid by the country	Co-financed vaccines			
2010	\$ 536,000	Penta			
2011	\$ 158,000	Penta			
2012	\$ 484,000	Penta			
2013	\$ 713,000	Penta	Rota	PCV	
2014	\$ 1,537,000	Penta	Rota	PCV	
2015	\$ 2,030,000	Penta	Rota	PCV	
2016	\$ 1,243,000	Penta	Rota	PCV	
2017	\$ 1,435,000	Penta	Rota	PCV	MenA
2018	\$ 1,819,000	Penta	Rota	PCV	MenA

Co-financing obligations for 2019

	Co-financing obligations (in US\$)	Co-financing obligations (in doses)
PCV	\$ 567,500	190,000
MenA	\$ 353,000	662,000
Pentavalent	\$ 618,500	869,500
Rota	\$ 339,500	218,800
Total	\$ 1,878,500	

Co-financing projections for 2020 - 2024



	2020	2021	2022	2023	2024
MenA Routine	\$ 256,690	\$ 266,315	\$ 274,236	\$ 278,270	\$ 283,138
Penta	\$ 404,692	\$ 419,989	\$ 432,579	\$ 438,918	\$ 446,597
PCV	\$ 419,033	\$ 434,872	\$ 447,909	\$ 454,473	\$ 462,424
Rotavirus	\$ 359,376	\$ 363,793	\$ 374,699	\$ 380,189	\$ 386,841
Total	\$ 1,439,792	\$ 1,484,968	\$ 1,529,423	\$ 1,551,850	\$ 1,579,001

- Projections are based on Gavi's operational forecast version 16.
- These projections do not guarantee renewal of support or approval of country's application.
- Final co-financing obligations will be communicated through decision letters.