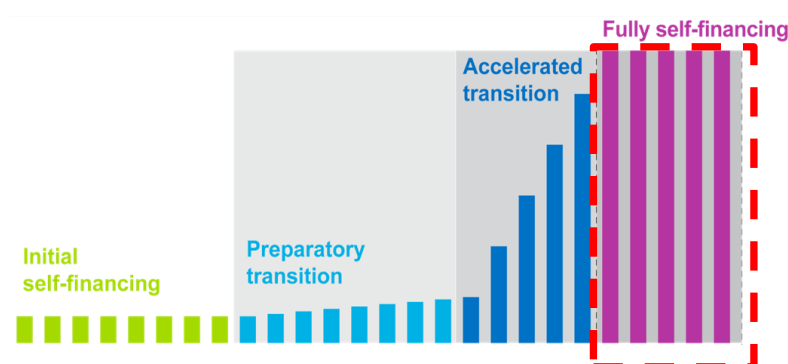


## Bolivia

### Region: PAHO

#### Key information on co-financing

- Gross National Income per capita (2017): **\$3,130**
  - Co-financing status (2019): **Fully self-financing**
- Country started fully self-financing from end of 2017.



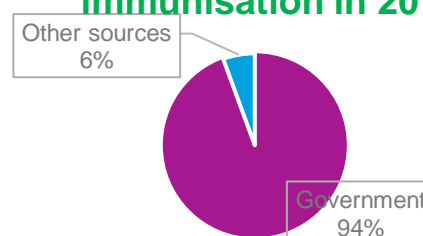
#### Immunisation financing

	2013	2014	2015	2016	2017
<b>Vaccines used in routine immunisation</b>					
- Government expenditure	\$ 8,044,503	\$ 9,618,076	\$ 14,690,440	\$ 17,430,277	\$ 21,861,203
- Total expenditure	\$ 8,044,503	\$ 10,384,958	\$ 15,212,199	\$ 18,381,583	\$ 23,195,005
- Government as % of total	<b>100%</b>	<b>93%</b>	<b>97%</b>	<b>95%</b>	<b>94%</b>
<b>Routine immunisation</b>					
- Government expenditure	\$ 10,159,889	\$ 15,107,807	\$ 15,951,514	\$ 19,531,362	\$ 23,376,555
- Total expenditure	\$ 10,240,044	\$ 15,885,402	\$ 16,927,448	\$ 21,038,369	\$ 24,760,457
- Government as % of total	<b>99%</b>	<b>95%</b>	<b>94%</b>	<b>93%</b>	<b>94%</b>

Source: WHO-UNICEF Joint Reporting Form 2017

Domestic General government expenditure on health as a share of gross domestic product: **0.2%**

#### Expenditure on routine immunisation in 2017



Source: WHO National Health Accounts, 2015

#### Gavi supported vaccines

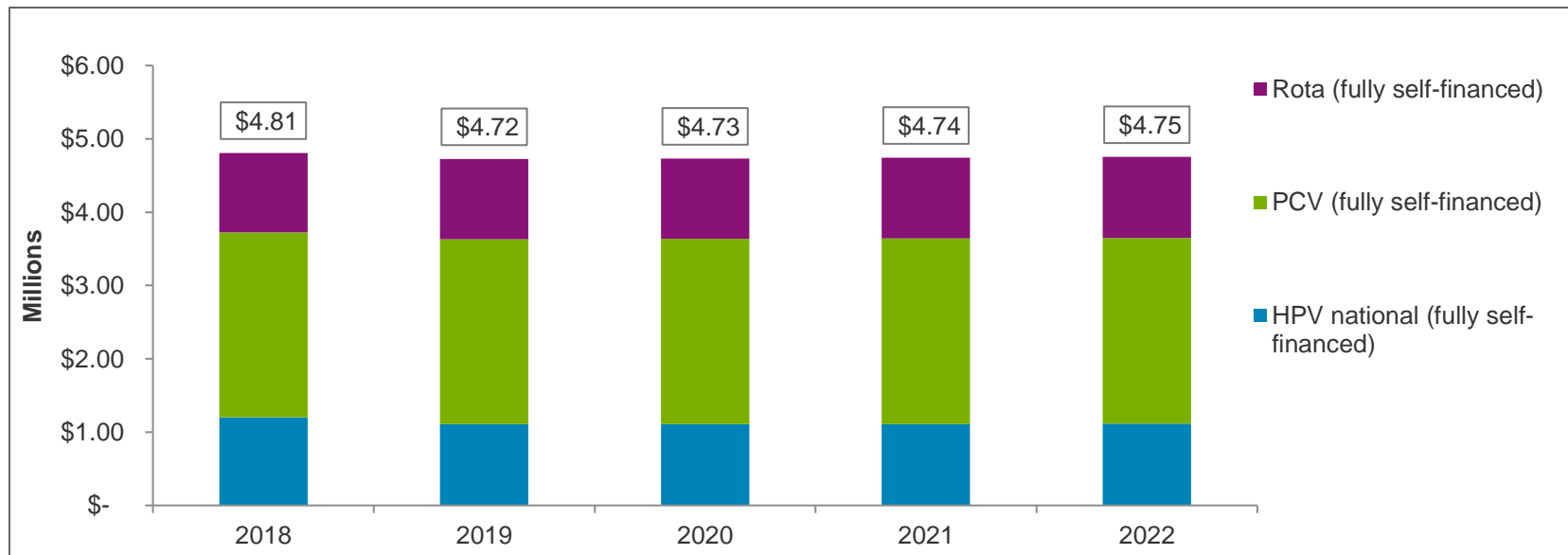
Vaccines	Type	Year(s) of Gavi support	Co-financing required
Rotavirus	Routine	2008 - 2015	Fully self-financed
PCV	Routine	2014 - present	Yes
IPV	Routine	2015 - present	No
HPV	Routine	2017	Yes

#### Co-financing payments

	Total amount paid by the country	Co-financed vaccines		
2008	\$ 916,000	Rota	-	
2009	\$ 1,732,000	Rota	-	
2010	\$ 1,494,000	Rota	-	
2011	\$ 1,602,000	Rota	-	
2012	\$ 731,000	Rota	-	
2013	\$ 567,000	Rota	-	
2014	\$ 1,862,000	Rota	PCV	
2015	\$ 2,019,000	Rota	PCV	
2016	\$ 1,414,000	Rota	PCV	
2017	\$ 5,319,000	*	PCV	HPV
2018	*	*	*	*

Bolivia started fully self-financing all its vaccines from end of 2017.

## Co-financing projections for 2018 - 2022 (Fully Self-financed)



	2018	2019	2020	2021	2022
HPV national (fully self-financed)	\$ 1,199,815	\$ 1,107,776	\$ 1,108,829	\$ 1,111,328	\$ 1,114,600
PCV (fully self-financed)	\$ 2,522,428	\$ 2,525,472	\$ 2,525,472	\$ 2,530,750	\$ 2,534,803
Rota (fully self-financed)	\$ 1,086,268	\$ 1,091,564	\$ 1,096,374	\$ 1,100,459	\$ 1,103,668
<b>Total</b>	<b>\$ 4,808,511</b>	<b>\$ 4,724,812</b>	<b>\$ 4,730,675</b>	<b>\$ 4,742,537</b>	<b>\$ 4,753,070</b>

- Projections are based on Gavi's operational forecast version 16.
- These projections do not guarantee renewal of support or approval of country's application.
- Final co-financing obligations will be communicated through decision letters.