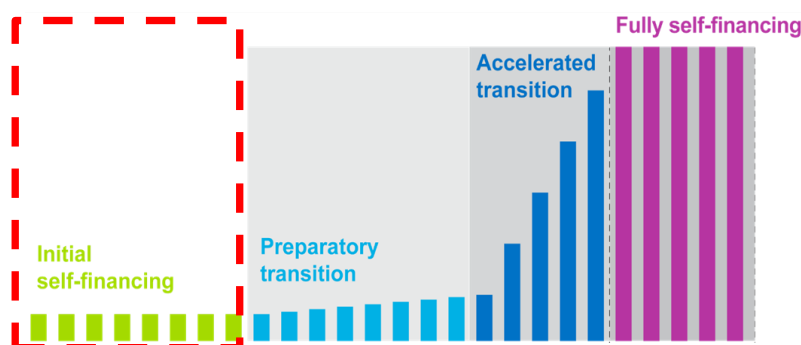


Benin

Region: #N/A

Key information on co-financing

- Gross National Income per capita (2017): \$ 860
- Co-financing status (2019): Initial self-financing
- Country is projected to enter preparatory transition phase in 2021.



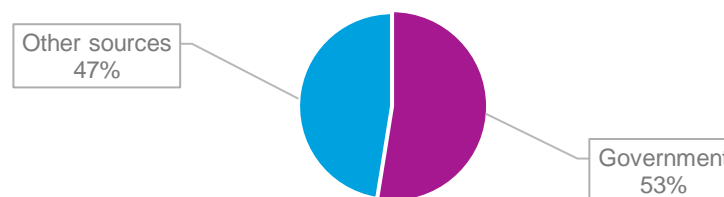
Immunisation financing

	2013	2014	2015	2016	2017
Vaccines used in routine immunisation					
- Government expenditure	\$ 1,834,976	\$ 1,833,584	\$ 1,834,977	\$ 3,685,251	\$ 1,914,299
- Total expenditure	\$ 5,680,819	\$ 5,676,510	\$ 4,152,092	\$ 11,887,905	\$ 3,632,233
- Government as % of total	32%	32%	44%	31%	53%
Routine immunisation					
- Government expenditure	\$ 2,116,104	\$ 2,114,499	\$ 1,717,158	\$ 3,951,102	\$ 2,653,336
- Total expenditure	\$ 6,366,843	\$ 6,362,014	\$ 5,203,510	\$ 11,887,905	\$ 5,049,853
- Government as % of total	33%	33%	33%	33%	53%

Source: WHO-UNICEF Joint Reporting Form 2017

Domestic General government expenditure on health as a share of gross domestic product: **0.6%**

Expenditure on routine immunisation in 2017



Source: WHO National Health Accounts, 2015

Gavi supported vaccines

Vaccines	Type	Year(s) of Gavi support	Co-financing required
HepB mono	Routine	2001 - 2005	No
Pentavalent	Routine	2005 - present	Yes
Yellow Fever	Routine	2002 - present	Yes
Yellow Fever	Campaign	2009	No
PCV	Routine	2011 - present	Yes
MenA	Campaign	2012	No
IPV	Routine	2015 - present	No
HPV	Demonstration	2016 - 2017	No
MR	Routine	2018 - present	Yes

Country started co-financing form 2008.

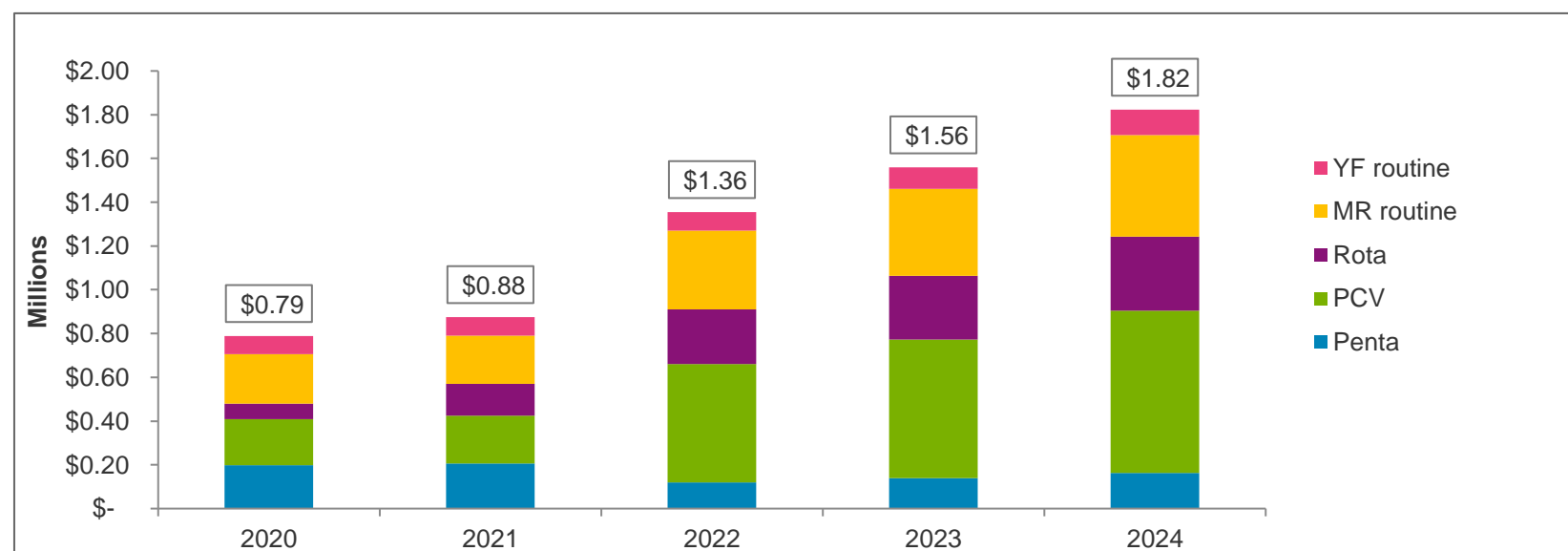
Co-financing payments

	Total amount paid by the country	Co-financed vaccines
2008	\$ 213,000	YF
2009	\$ 105,000	YF
2010	\$ 328,000	YF Penta
2011	\$ 415,000	YF Penta
2012	\$ 542,000	YF Penta
2013	\$ 692,000	YF Penta
2014	\$ 650,000	YF Penta PCV
2015	\$ 388,000	YF Penta PCV
2016	\$ 521,000	YF Penta PCV
2017	\$ 470,000	YF Penta PCV
2018	\$ 789,000	YF Penta PCV MR

Co-financing obligations for 2019

	Co-financing obligations (in US\$)	Co-financing obligations (in doses)
Pentavalent	\$ 219,000	308,000
PCV	\$ 233,000	78,200
YF	\$ 79,500	64,800
MR	\$ 112,000	171,900
Rota	\$ 154,500	162,700
Total	\$ 798,000	

Co-financing projections for 2020 - 2024



	2020	2021	2022	2023	2024
Penta	\$ 198,159	\$ 205,565	\$ 118,827	\$ 139,058	\$ 162,473
PCV	\$ 211,497	\$ 219,401	\$ 542,344	\$ 634,397	\$ 741,586
Rota	\$ 70,301	\$ 145,106	\$ 248,894	\$ 289,591	\$ 338,511
MR routine	\$ 225,970	\$ 220,037	\$ 360,897	\$ 398,007	\$ 465,249
YF routine	\$ 82,789	\$ 85,060	\$ 84,113	\$ 98,380	\$ 115,031
Total	\$ 788,717	\$ 875,168	\$ 1,355,075	\$ 1,559,433	\$ 1,822,850

- Projections are based on Gavi's operational forecast version 16.
- Country is approved for Rota introduction in 2019.
- These projections do not guarantee renewal of support or approval of country's application.
- Final co-financing obligations will be communicated through decision letters.