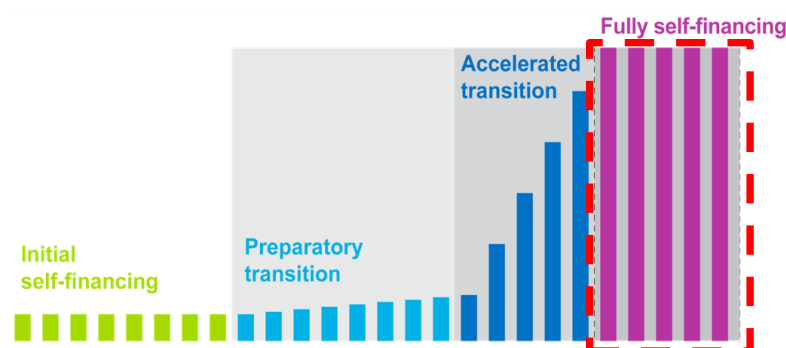


Armenia

Region: EURO

Key information on co-financing

- Gross National Income per capita (2017): \$ 4,000
- Co-financing status (2019): Fully self-financing
- From end of 2017, country is fully self-financing all the vaccines.



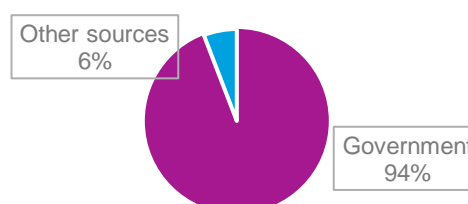
Immunisation financing

	2013	2014	2015	2016	2017
Vaccines used in routine immunisation					
- Government expenditure	\$ 1,302,923	\$ 1,576,846	\$ 3,857,145	\$ 1,600,000	\$ 1,734,663
- Total expenditure	\$ 2,112,117	\$ 2,641,235	\$ 4,075,327	\$ 2,000,000	\$ 1,848,545
- Government as % of total	62%	60%	95%	80%	94%
Routine immunisation					
- Government expenditure	\$ 2,254,872	\$ 3,480,744	\$ 3,857,145	\$ 1,800,000	\$ 1,734,663
- Total expenditure	\$ 2,543,894	\$ 3,504,787	\$ 4,285,717	\$ 3,000,000	\$ 1,842,276
- Government as % of total	89%	99%	90%	60%	94%

Source: WHO-UNICEF Joint Reporting Form 2017

Domestic General government expenditure on health as a share of gross domestic product: **1%**

Expenditure on routine immunisation in 2017



Source: WHO National Health Accounts, 2015

Gavi supported vaccines

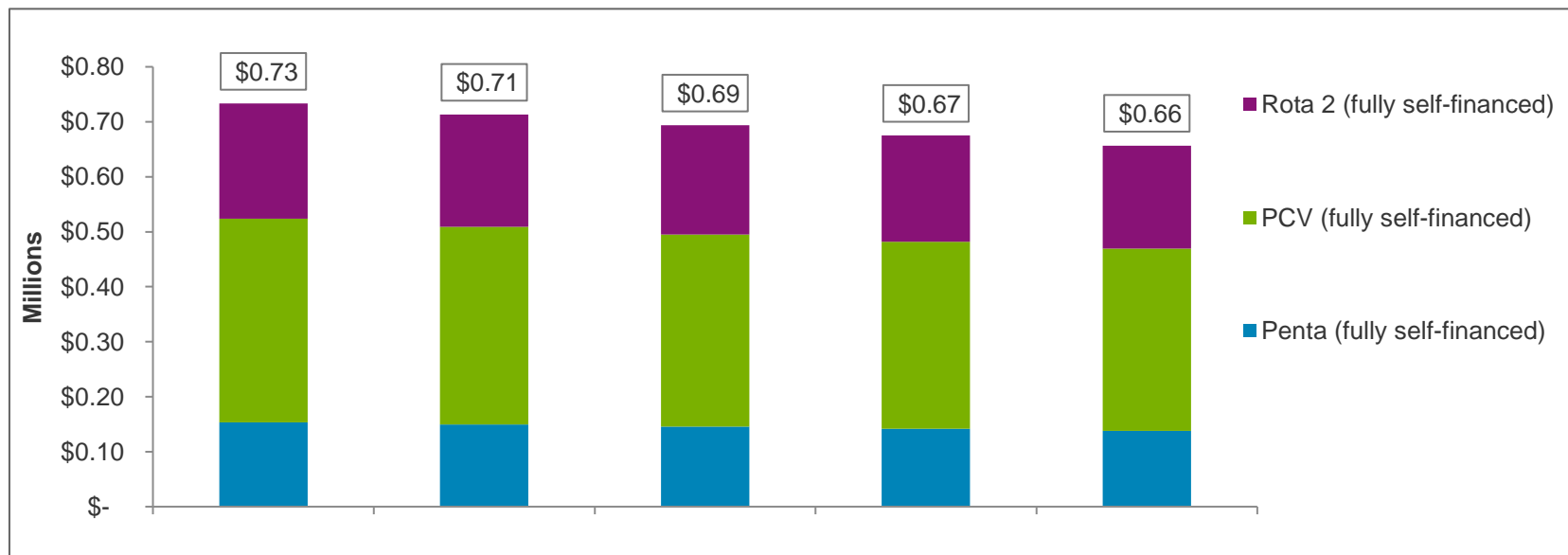
Vaccines	Type	Year(s) of Gavi support	Co-financing required
HepB mono	Routine	2001 - 2008	No
Pentavalent	Routine	2009 - 2015	Fully self-financed
Rotavirus	Routine	2012 - 2015	Fully self-financed
PCV	Routine	2014 - present	Yes
IPV	Routine	2016 Introduction	No

Co-financing payments

Year	Total amount paid by the country	Co-financed vaccines		
		Vaccine	Year	Co-financing
2009	\$ 41,000	Penta	-	-
2010	\$ 101,000	Penta	-	-
2011	\$ 185,000	Penta	-	-
2012	\$ 203,000	Penta	Rota	-
2013	\$ 416,000	Penta	Rota	-
2014	\$ 678,000	Penta	Rota	PCV
2015	\$ 647,000	Penta	Rota	PCV
2016	\$ 262,000	*	*	PCV
2017	\$ 434,000	*	*	PCV
2018	\$ -	*	*	*

Country is fully-self financing all the vaccines starting from 2018.

Co-financing projections for 2020 - 2024 (Fully Self-financed)



	2020	2021	2022	2023	2024
Penta (fully self-financed)	\$ 153,651	\$ 149,443	\$ 145,350	\$ 141,411	\$ 137,692
PCV (fully self-financed)	\$ 369,794	\$ 359,666	\$ 349,815	\$ 340,334	\$ 331,384
Rota 2 (fully self-financed)	\$ 209,685	\$ 204,056	\$ 198,500	\$ 193,063	\$ 187,775
Total	\$ 733,130	\$ 713,165	\$ 693,664	\$ 674,808	\$ 656,851

- Projections are based on Gavi's operational forecast version 16.
- These projections do not guarantee renewal of support or approval of country's application.
- Final co-financing obligations will be communicated through decision letters.