

PARTNERS' ENGAGEMENT FRAMEWORK (PEF)

BOARD MEETING

Anuradha Gupta

14-15 June 2017, Geneva, Switzerland



PEF: A NEW WAY OF PLANNING, FUNDING, OPERATIONALISING AND MONITORING TECHNICAL ASSISTANCE WITH PARTNERS



"The PEF has made tremendous progress in raising accountability, and is now a benchmark for other organisations" PEF Management Team Meeting, February 2017



EARLY FEEDBACK ON PEF

"PEF, particularly TCA, is an improvement over the Business Plan in its aim to achieve country ownership, transparency, and accountability"

"Many of the right pieces are now coming together at country level - the PEF functions, TCA milestones, and performance frameworks"

Findings of Full Country Evaluations, 2016



Three key funding streams to provide technical assistance to support countries

- 
- Differentiated
 - Harmonised
 - Transparent
 - Accountable

\$74M

Targeted Country Assistance (TCA)

- Responsive to specific country needs



Complement Foundational Support, TCA, Transition Planning, and HSIS

\$25M

Special Investments in Strategic Focus Areas (SFAs)

- Time limited investments for transformative approaches in key programmatic areas at global / regional levels



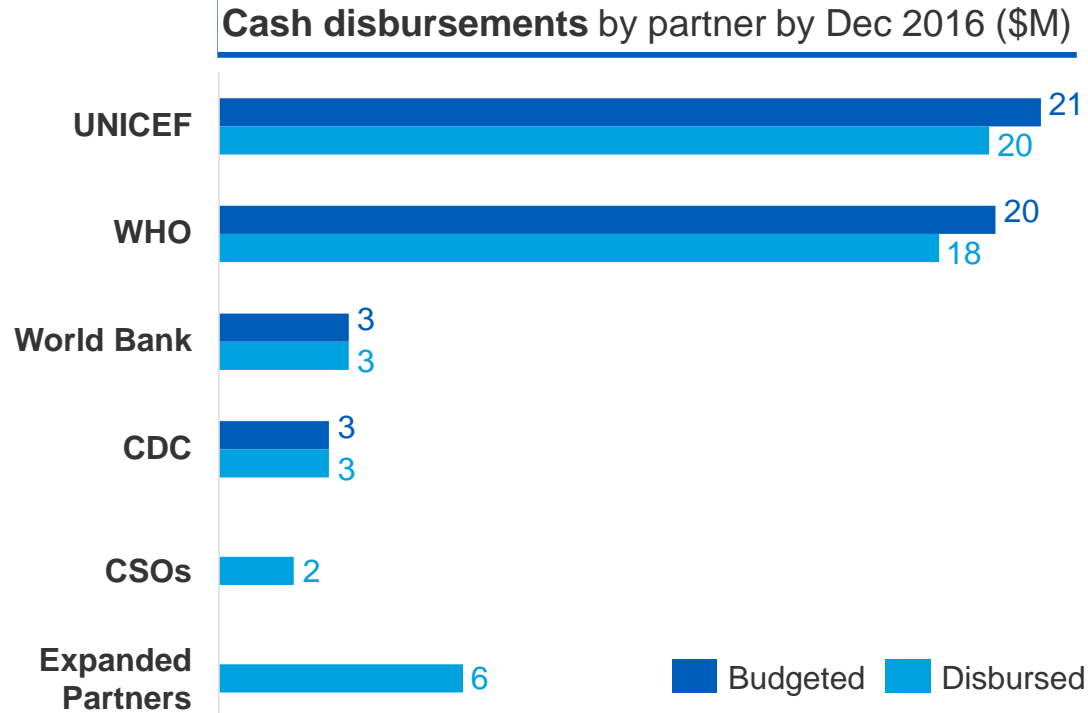
To be reprioritised in 2018-2019

\$33M

Foundational Support (FS)

- Funding to core partners for longer-term activities undertaken at global/ regional levels

2016 was the first year of TCA implementation



Already seeing encouraging progress from 2016 PEF...



Embedded technical assistance to support new country leadership to finalise strategic plans

Technical assistance supported increase in immunisation outreach activities for IDPs and refugees

...and sustainable results

Myanmar



Successful transition to domestic purchasing of traditional vaccines using the Vaccine Independent Initiative (VII)

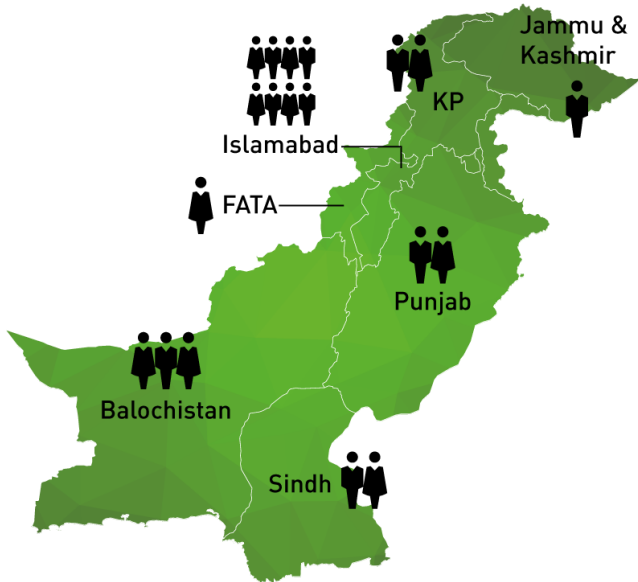
Angola



Embedded technical assistance to streamline budget process and increase domestic financing for immunisation

TCA under PEF is also seeking to shape progress and outcomes at the sub-national level

Pakistan



Over 64% of PEF-funded staff is embedded in provinces

- Technical assistance compliments CCEOP investments in 65/149 districts (3M birth cohort, 1M under-immunised children)

PEF model leverages partners to enhance country-level planning

- **Joint Appraisal (JA) guidance strengthens focus on:**
Equity • Country capacity • Risk assurance
- **JA discussion to be preceded by comprehensive data analyses**
- **One TA Plan and one joint communication achieved in 2017**
- **A new Partner Portal now shares a seamless view of objectives, milestones & performance**

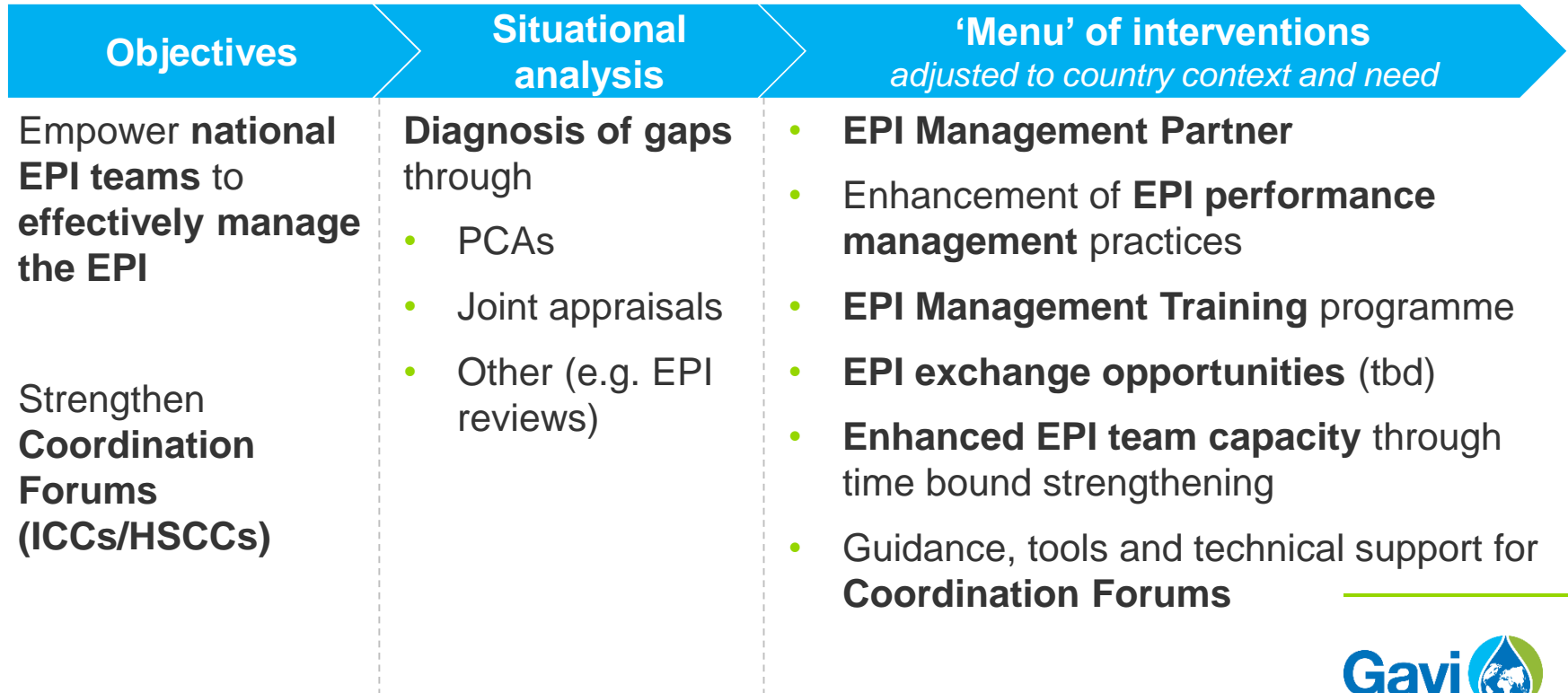
A major step towards harmonisation & transparency

Report on Targeted Country Assistance (TCA) milestones

Select reporting date
 Mid year End year

ID	Partner ↑	Country	Carried-over	Milestones	Comments	Reporting status
<input type="checkbox"/> T.MYA.U.17.1.1	UNICEF - Myanmar	Myanmar		C4D KAP tools developed		Click to report
<input type="checkbox"/> T.MYA.U.17.1.2	UNICEF - Myanmar	Myanmar		Design research and community level solutions concept note developed		Click to report
<input type="checkbox"/> T.MYA.U.17.1.3	UNICEF - Myanmar	Myanmar		Strategies and guidelines for demand generation, cold chain, vaccine management		Click to report
<input type="checkbox"/> T.MYA.W.17.1.1	WHO - Myanmar	Myanmar		Guidelines and strategies for JE campaign finalized, diseases burden data on		Click to report

New Leadership, Management, and Coordination (LMC) approach has been rolled-out



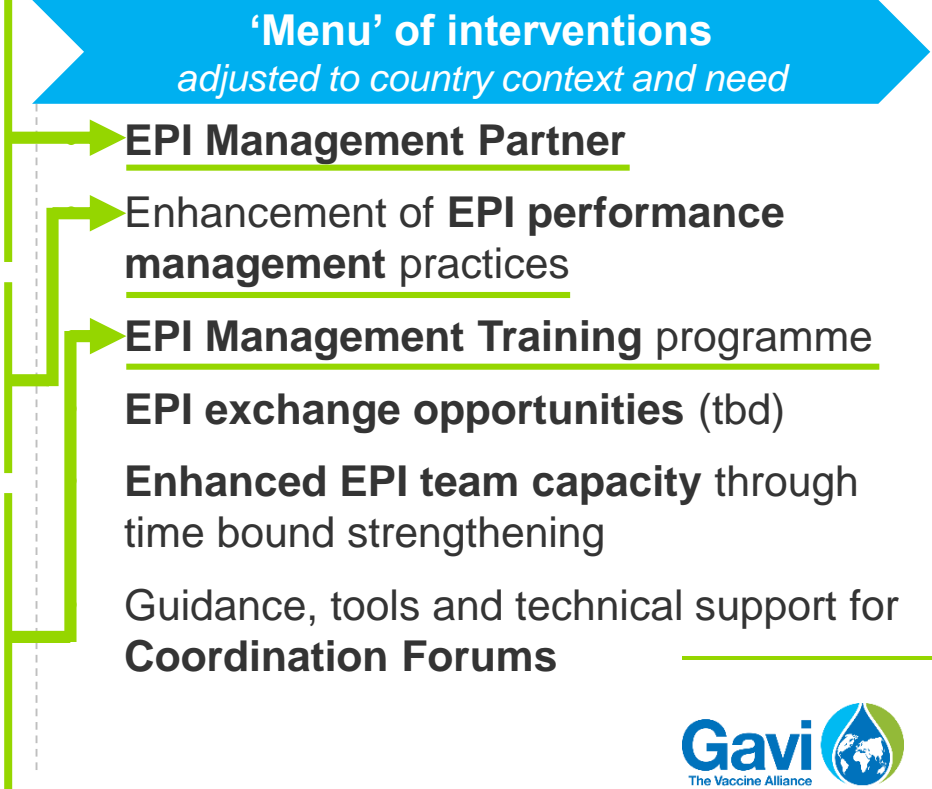
New Leadership, Management, and Coordination (LMC) approach has been rolled-out



e.g.,
Malawi,
PNG

e.g.,
Uganda,
Kenya

Partners
being
selected



Time-limited investments in Supply Chain SFA are accelerating progress



Leadership

- New e-learning modules
- 500 trained to date



Continuous Improvement Plans

- A new digital **EVM** tool
- Faster/cheaper
- Enables on-going supervision



Data for Management

- 7 core **Alliance indicators standardised**
- Integrated into grant performance framework



Cold Chain Equipment

- TA supports proposal development
- 18/24 proposals already recommended for **CCEOP**



System design

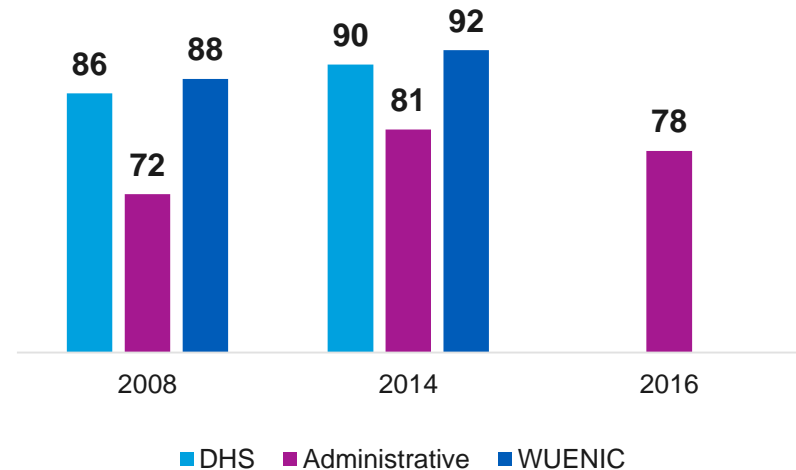
- Slow start but accelerating
- **Assessment tool** still under finalisation

There are challenges to addressing data quality in countries...

Country level challenges

- Variable coverage data from multiple sources
- Inaccuracies in denominator estimation
- Weak culture of using data especially disaggregated data
- Lack of triangulation and unified strategy
- Uncoordinated data strengthening initiatives

Kenya : Varying estimates of DTP3 coverage




...and solutions being encouraged through Data initiatives and investments

Investments

- Updated WUENIC methodology in 2017
- Strengthening subnational estimates of coverage
- Triangulation of data from various sources (incl vaccine stocks)
- New guidance around denominators
- Strengthening birth registration
- Building country capacity for regular data review

Initiatives

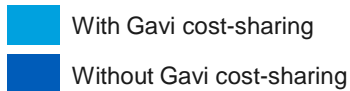
- Gavi Data SFA Coordination and Planning Forum
- Results Framework for Gavi's Data Strategy



Immunisation financing and sustainability: Engagement with the World Bank

- Health Financing System Assessments (HFSA) in **30 Gavi countries** to diagnose constraints/opportunities
- Findings inform the policy dialogue around sustainable financing

85% of WB health lending projects
include immunisation targets



LOOKING AHEAD

- **STAY THE COURSE ON TRANSPARENCY AND ACCOUNTABILITY**
- **IMPROVE QUALITY OF TECHNICAL ASSISTANCE**
- **STRENGTHEN COUNTRY LEVEL REVIEWS**
- **OBJECTIVELY ASSESS AND PRIORITISE COUNTRY NEEDS**
- **FOCUS ON SUSTAINABLE TRANSFER OF SKILLS**



THANK YOU

*"If You Want To Go Fast, Go Alone.
If You Want To Go Far, Go Together."*

African proverb