

# UPDATE ON IMPLEMENTATION OF GAVI'S STRATEGY

---

**Seth Berkley, MD**

29 November 2017, Vientiane, Lao PDR



# 2016–2020 INDICATORS MISSION PROGRESS

Gavi Board

UPDATED: 11 October 2017

5 ON TRACK

0 MODERATE DELAYS / CHALLENGES

0 SIGNIFICANT DELAYS / CHALLENGES

† Baseline value reset to “0” at the start of the strategy period. Targets for 2020 represent anticipated cumulative achievement over the duration of the strategy period.

The Vaccine Alliance tracks five key targets to help achieve our mission: **to save children's lives and protect people's health by increasing equitable use of vaccines in lower-income countries.**



## MA 1 UNDER-5 MORTALITY

62 per 1,000

2015 BASELINE

65 per 1,000

2020 TARGET

59 per 1,000

## MA 2 FUTURE DEATHS AVERTED

1.2m

2015 BASELINE †

0

2020 TARGET

5-6 million

## MA 3 FUTURE DISABILITY-ADJUSTED LIFE YEARS (DALYS) AVERTED

56m

2015 BASELINE †

0

2020 TARGET

250 million

## MA 4 CHILDREN IMMUNISED WITH GAVI SUPPORT

62m

2015 BASELINE †

0

2020 TARGET

300 million

## MA 5 VACCINES SUSTAINED AFTER GAVI SUPPORT ENDS

100%

2015 BASELINE

100%

2020 TARGET

100%

GAVI BOARD  
29-30 NOVEMBER 2017

# 2016–2020 INDICATORS STRATEGY PROGRESS

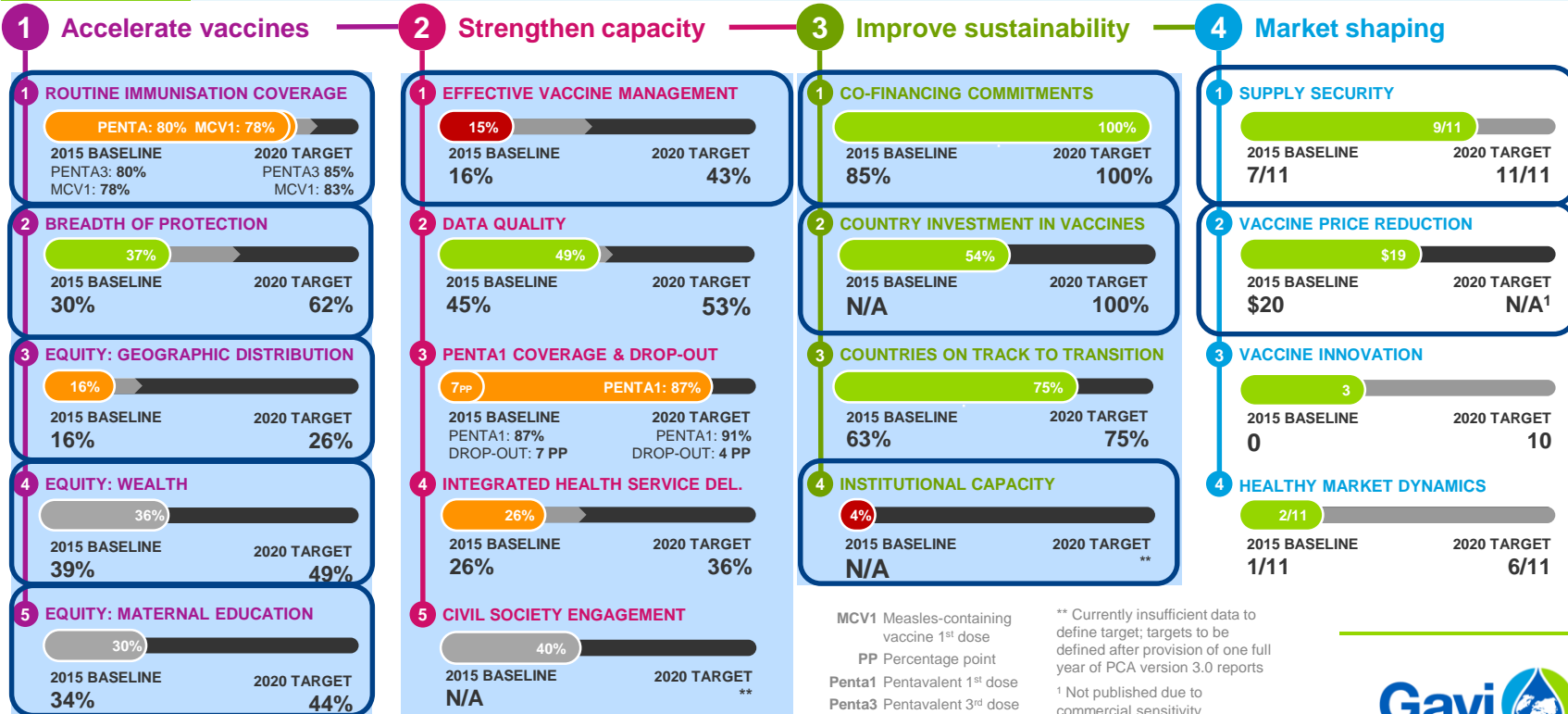
Gavi Board  
 UPDATED: 8 November 2017

- 8 ON TRACK
- 4 MODERATE DELAYS / CHALLENGES
- 2 SIGNIFICANT DELAYS / CHALLENGES
- 3 TRACKING TREND ONLY / DATA INCONCLUSIVE

Progress has been updated for indicators where data is currently available.

Updates are color-coded to reflect the status and trend of each indicator.

Grey bars indicate target not set.



MCV1 Measles-containing vaccine 1<sup>st</sup> dose  
 PP Percentage point  
 Penta1 Pentavalent 1<sup>st</sup> dose  
 Penta3 Pentavalent 3<sup>rd</sup> dose

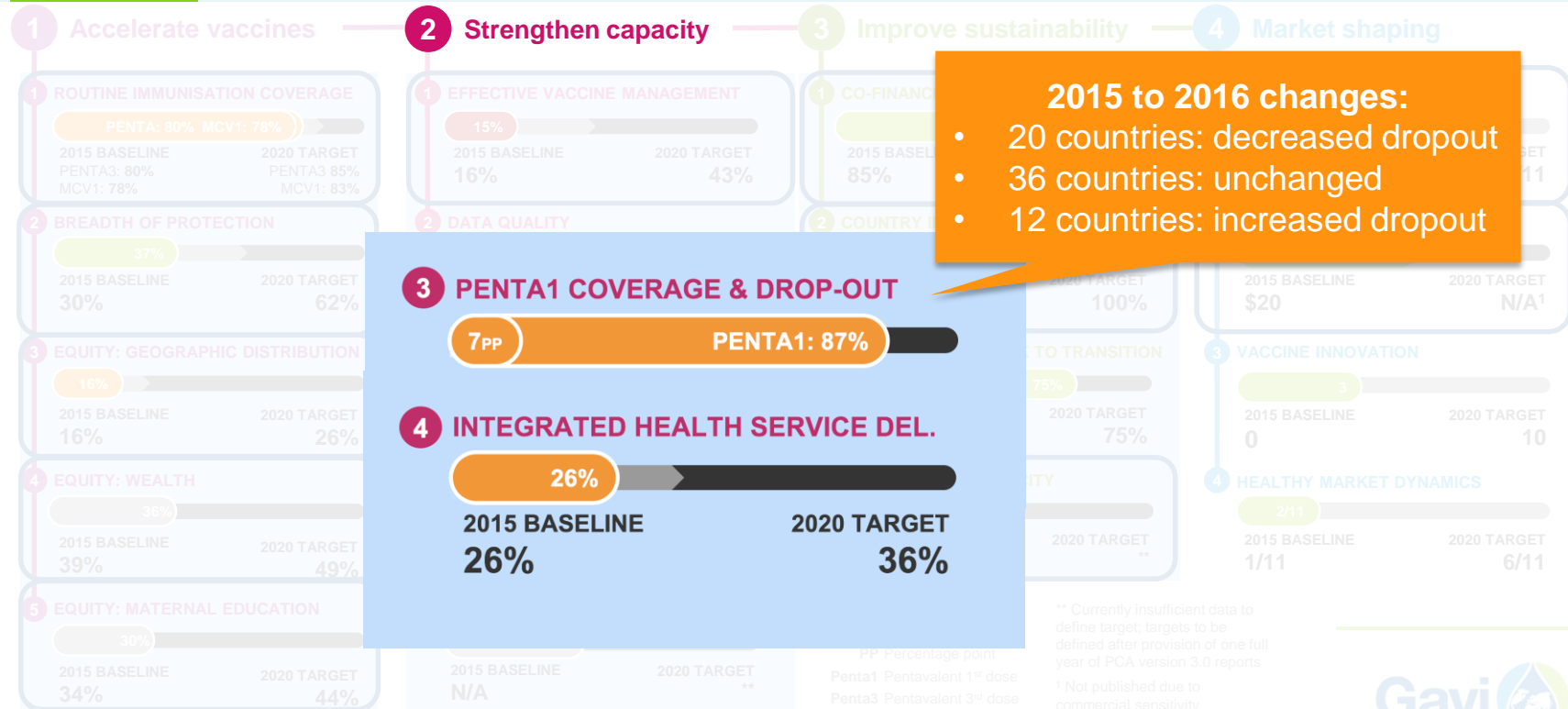
\*\* Currently insufficient data to define target; targets to be defined after provision of one full year of PCA version 3.0 reports  
<sup>1</sup> Not published due to commercial sensitivity

# 2016–2020 INDICATORS STRATEGY PROGRESS

Gavi Board  
 UPDATED: 8 November 2017

- 8 ON TRACK
- 4 MODERATE DELAYS / CHALLENGES
- 2 SIGNIFICANT DELAYS / CHALLENGES
- 3 TRACKING TREND ONLY / DATA INCONCLUSIVE

Progress has been updated for indicators where data is currently available.  
 Updates are color-coded to reflect the status and trend of each indicator.  
 Grey bars indicate target not set.



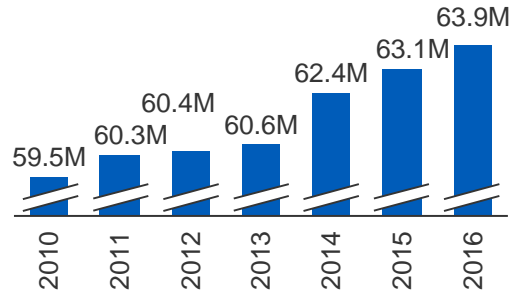
\*\* Currently insufficient data to define target; targets to be defined after provision of one full year of PCA version 3.0 reports  
 † Not published due to commercial sensitivity



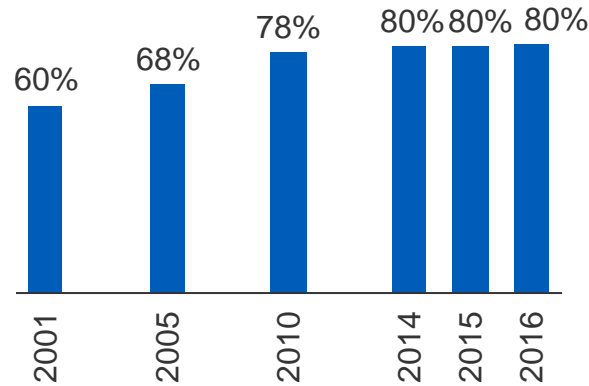
# Above trend to immunise 300M children this period, but challenges in reaching the fifth child

1 Accelerate vaccines

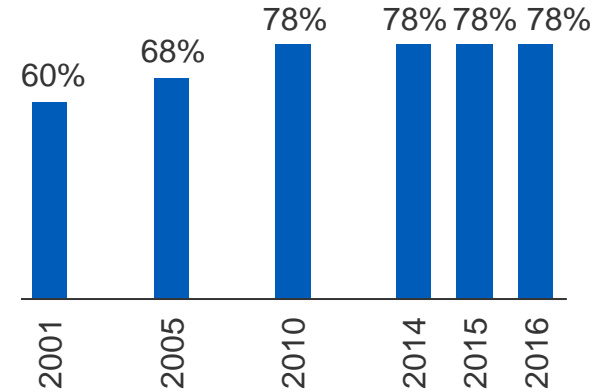
## Children immunised with DTP3/PENTA3 (Gavi68)



## DTP3/PENTA3 (Gavi68)

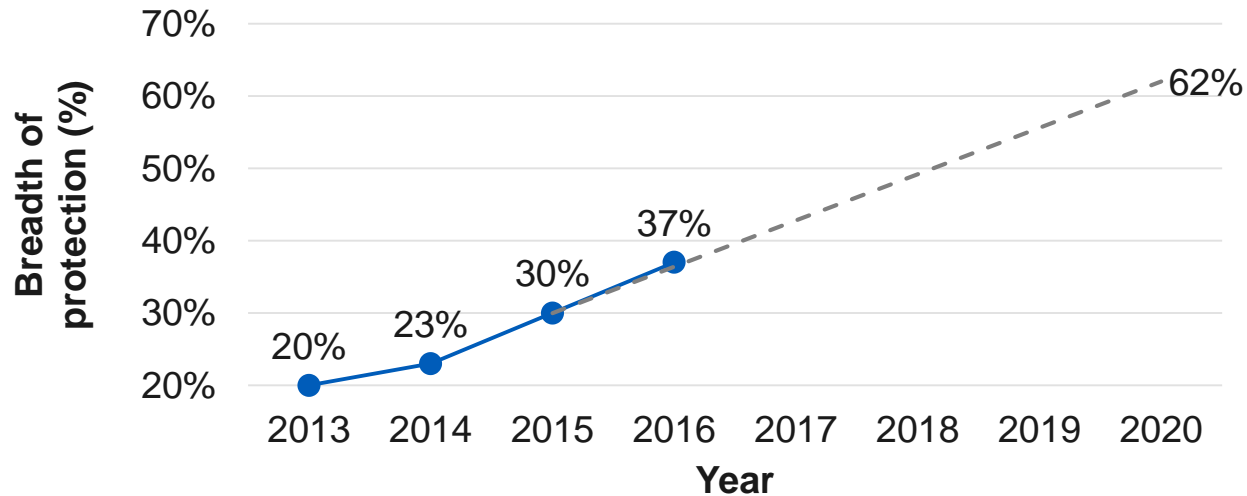


## MCV1 (Gavi68)

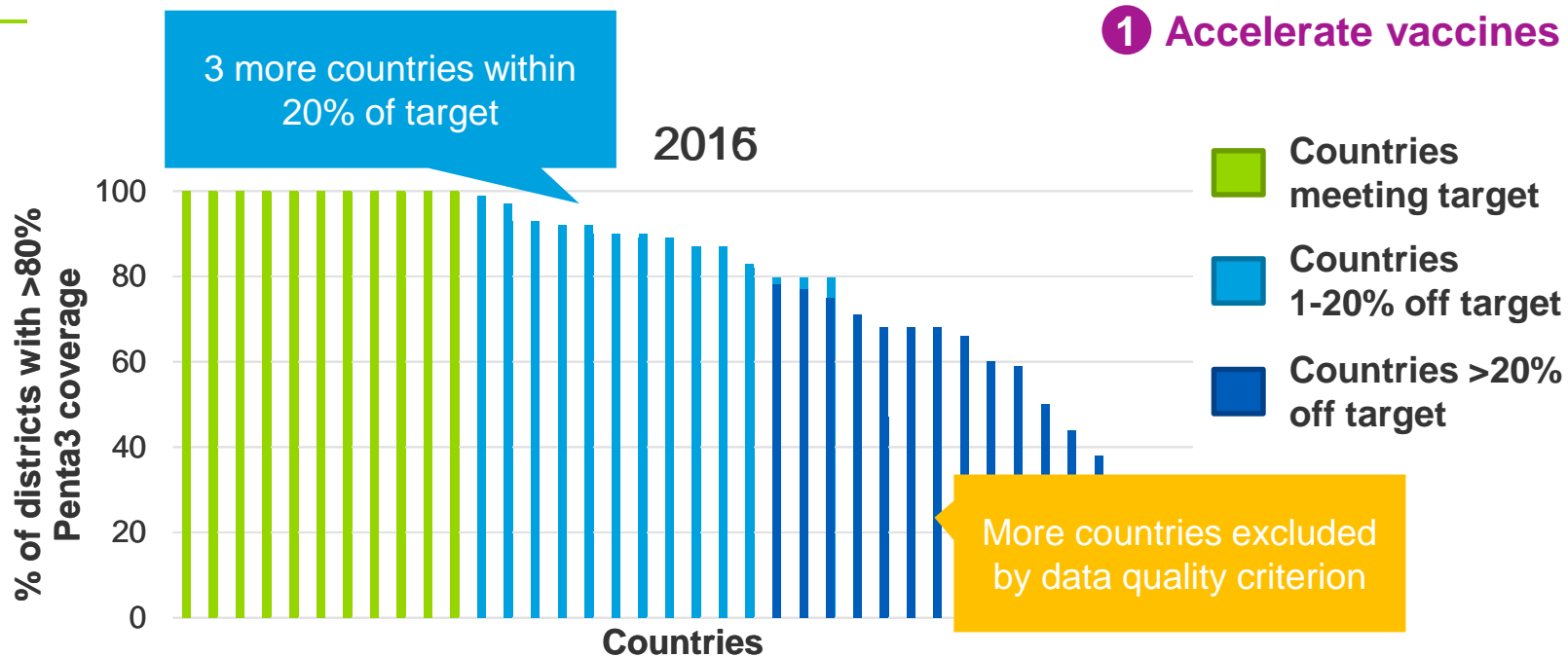


# Breadth of protection tracking above trend

1 Accelerate vaccines



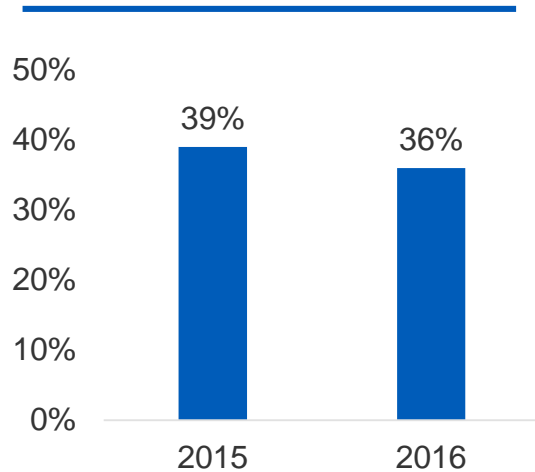
# No increase in countries meeting geographic equity target – ~40% are close to target



Note: N=30 countries, 38 countries excluded by data quality criterion, 2 countries without data

# Wealth equity indicator: few surveys limit the power of the indicator

## Wealth equity indicator



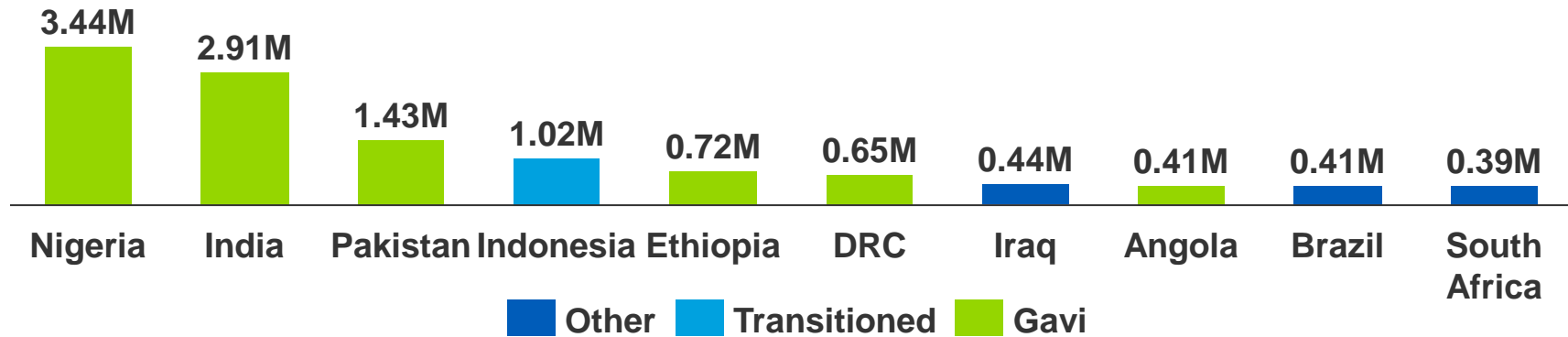
- **8 countries with new surveys for 2016**
  - **6 countries improving**
  - **2 countries worsening (Senegal now below threshold)**
  - **Lowers indicator value**
- **6 countries with first data point**
  - **1 of 6 meets target**
  - **Lowers indicator value**
- **36 countries without new data**
- **18 countries without data in last 5 years**



# Gavi countries currently 7 of 10 countries with most under-immunised children

1 Accelerate vaccines

## Top 10 countries under-immunised, DTP3, 2016



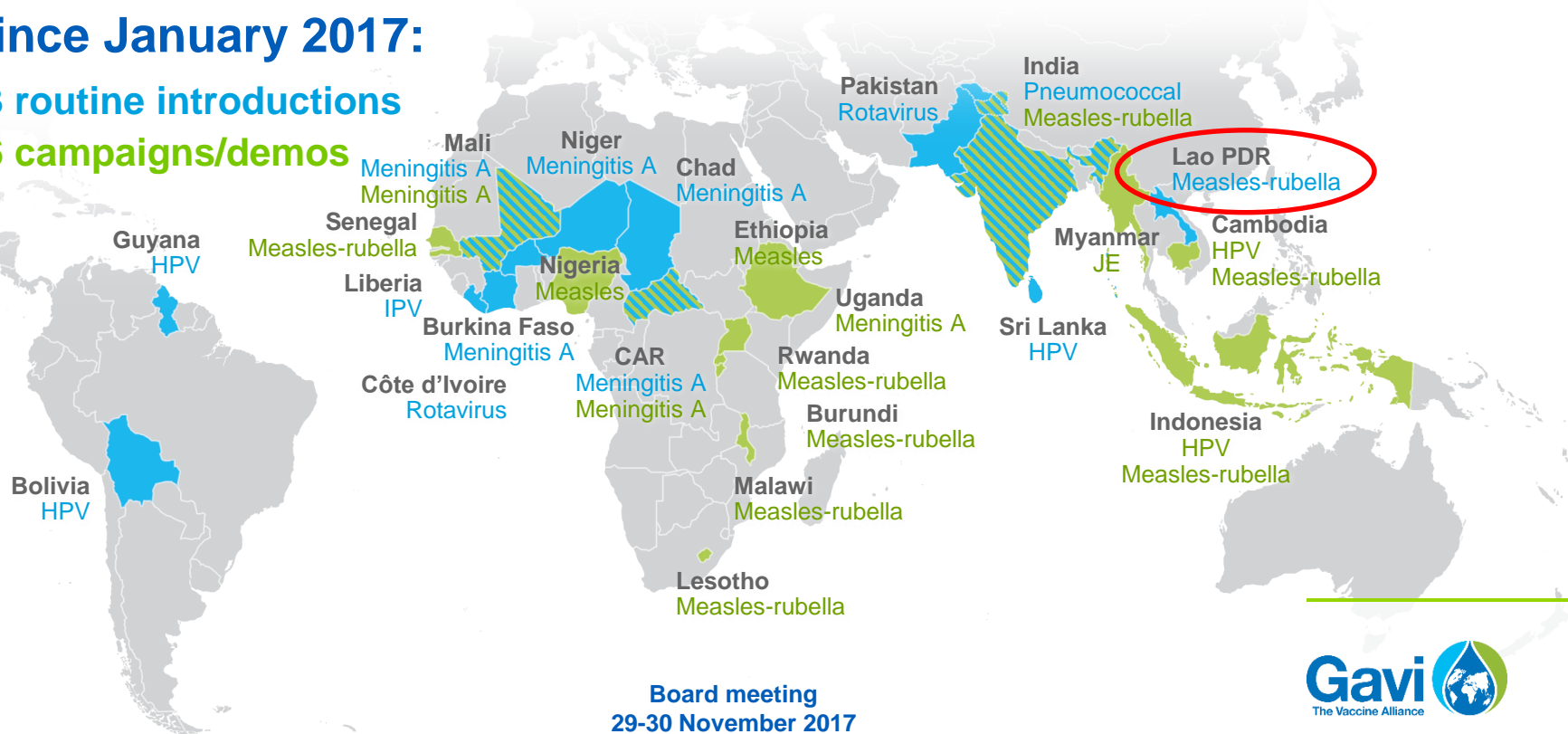
Angola (end 2017), India (2021) and Nigeria (2021) transitioning from Gavi support

# 29 introductions so far in 2017 – majority are campaigns

Since January 2017:

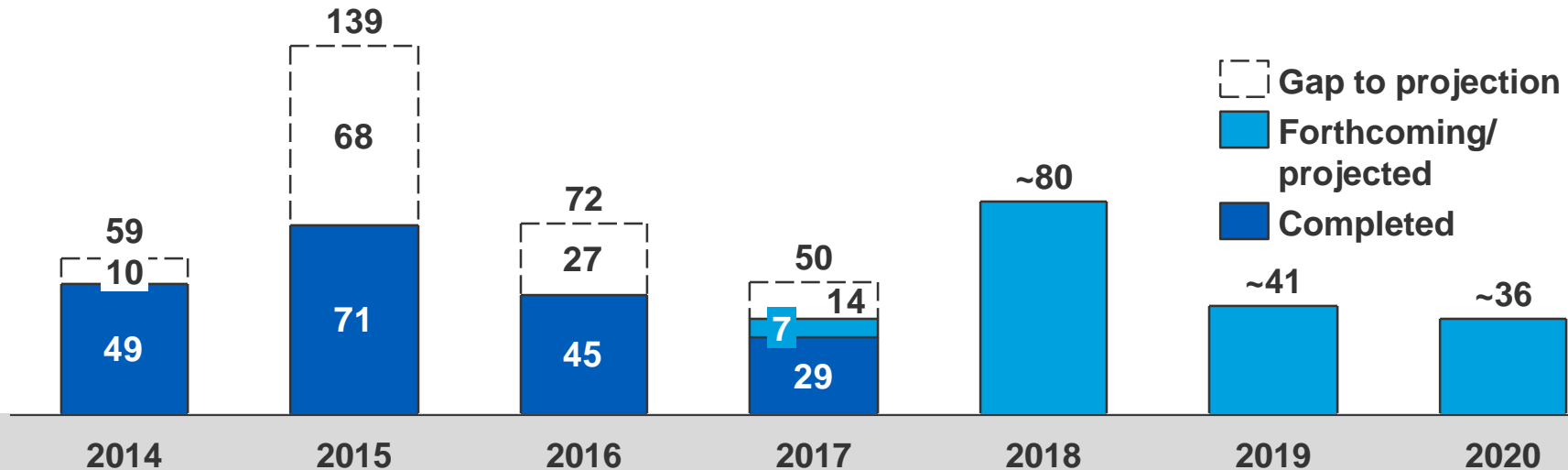
13 routine introductions

16 campaigns/demos



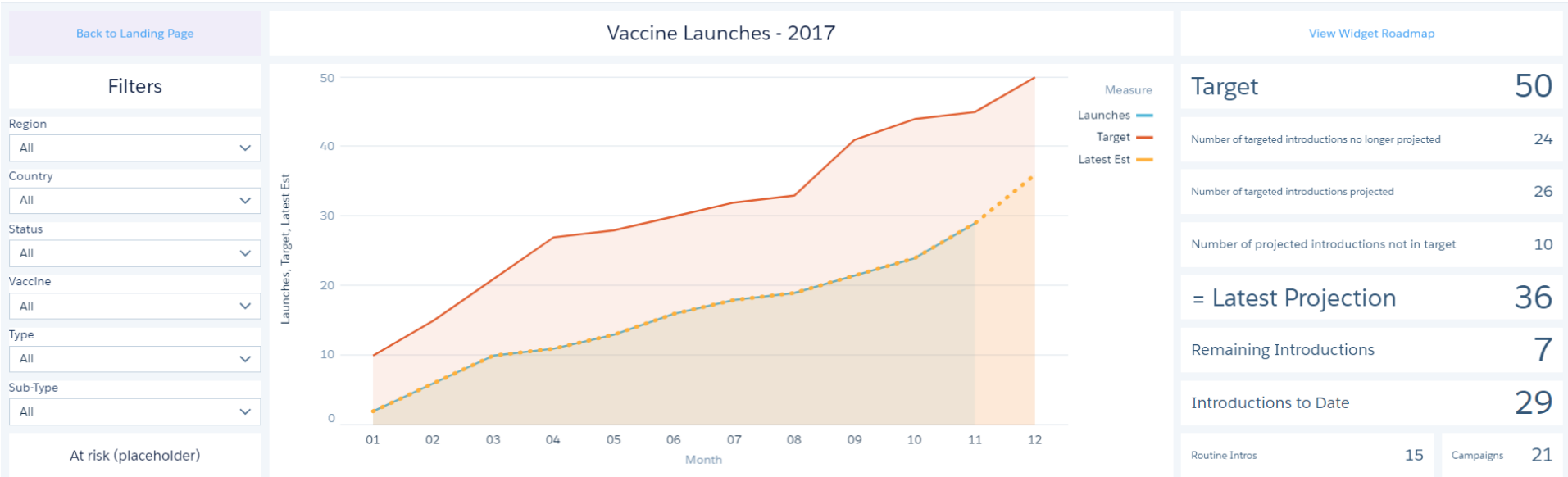
# Target of 50 introductions in 2017, HPV the main driver of gap to projection

## 1 Accelerate vaccines



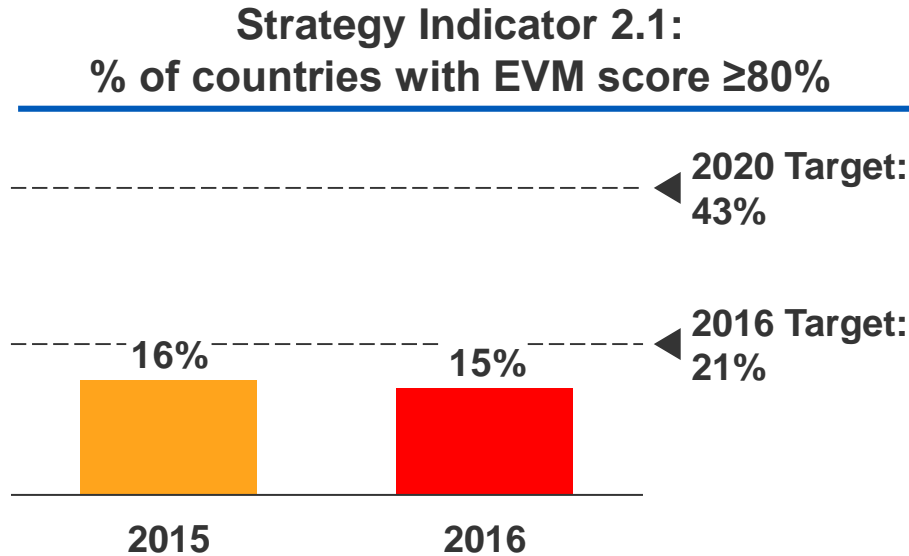
# Improving Knowledge Management tools to monitor progress of introductions proactively

## 1 Accelerate vaccines



# Supply chain: lack of progress on strategy indicator, improvement below the threshold

## ② Strengthen capacity



**Strategy indicator has declined but some evidence of progress:**

- 37% of countries had EVM score  $\geq 70\%$  in 2016 vs. 27% in 2015
- 68% of countries with two EVMs had improved score (by average of 12pp)

Review of Supply Chain Strategy ongoing

# Progress of supply chain investments across most of Gavi portfolio (n=35 countries)

## 2 Strengthen capacity



**On track**



**Progress in some areas**



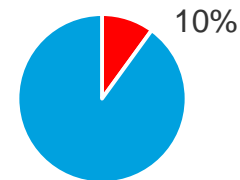
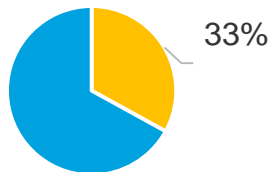
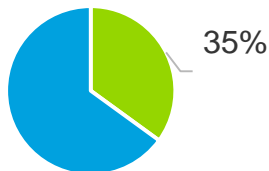
**Limited progress anticipated**

**DRC** Kyrgyzstan  
**Ethiopia** Malawi  
**India** Rwanda  
**Pakistan** Senegal  
 Benin Uzbekistan  
 Eritrea

**Kenya** *South Sudan*  
**Niger** Bangladesh  
**Nigeria** Comoros  
**Uganda** Guinea  
*Mozambique* Tanzania  
*Myanmar* Vietnam

**Afghanistan** *Yemen*  
**Chad** Cameroon  
*CAR* Guinea-Bissau  
*Haiti* Solomon  
*Madagascar* Islands  
*PNG* Somalia

Share of vaccine investments



# Disbursement time above target, outliers driven by risk management and MR readiness

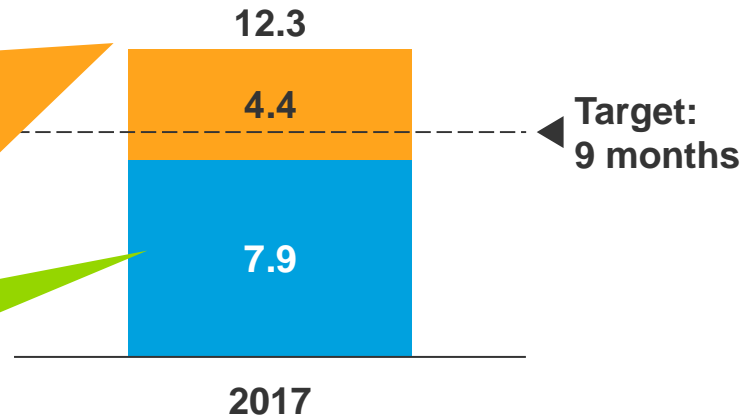
## 2 Strengthen capacity

### 8 outliers (>15 months):

- 3 financial management delays including PCAs (Gambia, Sao Tomé & P., Tajikistan)
- 2 MR campaign readiness (The Gambia, Zambia)
- 2 Audit issues (Madagascar, PNG)
- 1 HSS absorption (CAR)

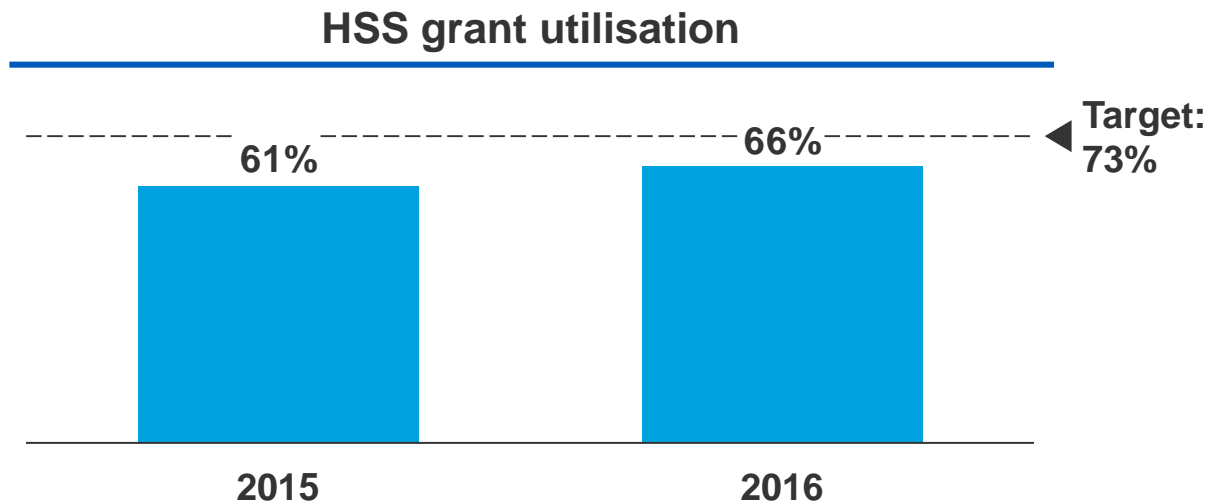
Time without 8 “outliers”

### Time to disburse (months)



# Grant utilisation is increasing, but still behind targets

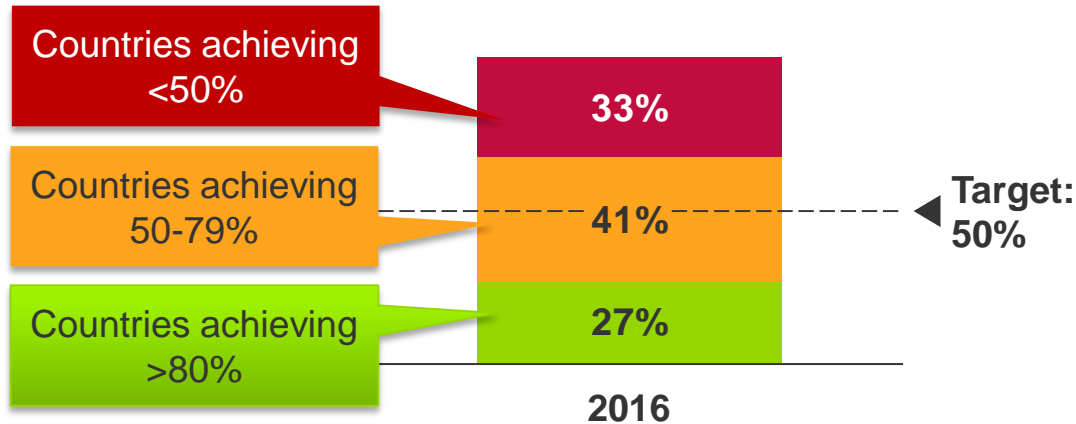
2 Strengthen capacity





# Achievement of HSS intermediary goals is low; some encouraging signs of progress nonetheless

## Countries achieving 80% of intermediate HSS goals



- 13 countries
- On average, met 2.3 of 6.9 targets

- **Late / incomplete reporting (2):** (Nepal, Nicaragua)
- **Partial implementation year (4):** (Afghanistan, Angola, Senegal, Sudan)

- 71% of all targets met across countries
- Indicator sensitive to missing more than 1 target

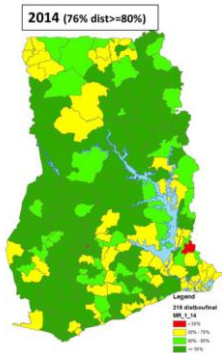
- 17 countries
- On average, met 4.2 of 6.6 targets

- 11 countries
- On average, met 5.4 of 5.8 targets

# Country illustration: using Grant Performance Frameworks to drive Coverage and Equity: Ghana

## 2 Strengthen capacity

2015



**76%** of  
distr. >80%  
PENTA3

### Situation:

- Low coverage in under-served districts

### Approach:

- Involve CSOs, community volunteers
- Procurement of boats and motorcycles for outreach

2016

- 70% of targets achieved
- Intermediary results indicator target not met



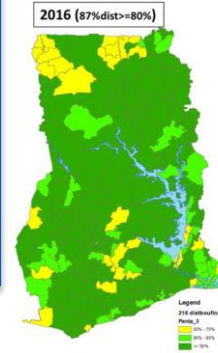
**81%** of  
distr. >80%  
PENTA3

- Lack of health workers in some areas

### Approach:

- Recruiting retired midwives in key areas

2017



**87%** of  
distr. >80%  
PENTA3

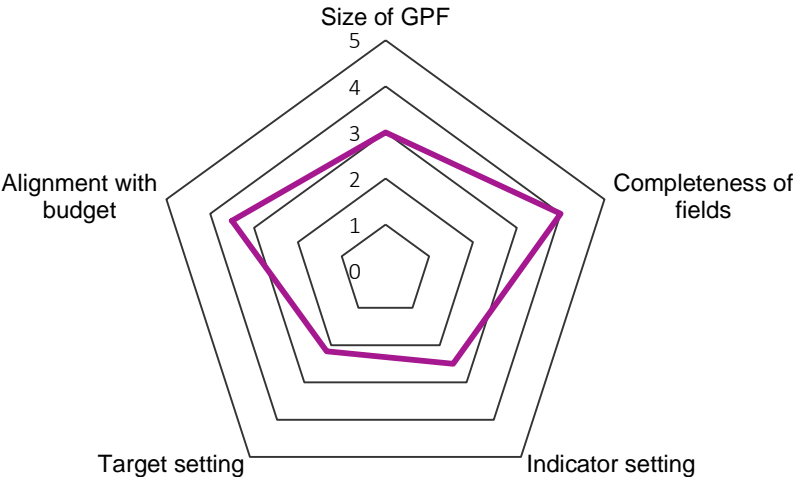
### Focus going forward:

- Decentralisation of funds for outreach activities
- Leverage annual child health week

# Going forward: Focusing discussions on five areas to improve the quality of GPFs

---

## Ghana GPF Analysis



1. Size of Grant Performance Framework
2. Completeness of fields
3. Indicator setting (incl. alignment with workplan, clarity of indicator, and data source);
4. Target setting (alignment with workplan, rationale)
5. Alignment with grant objectives and budget

# Cold Chain Equipment Platform is set to extend the reach of supply chains in countries

## 2 Strengthen capacity

### Continued high interest

- Total 38 countries approved
- \$196M Gavi investments, \$77M country investments over 5 years

### Significant impact on supply chains

62,000 pieces targeting 52,000 sites:

- **26%: previously unequipped sites**
- 8%: expanding capacity
- 66%: replacing obsolete / end of life equipment

Procurement timelines shortened from 21 to 12 months, projected to 7 months

# 15 countries added to the institutional capacity indicator

## June update: 10 countries

Burundi  
Cambodia  
Ghana  
Guinea  
Malawi  
Myanmar  
Nepal  
Niger  
Nigeria  
Togo

No countries passed all criteria, 0% indicator value

## Newly added: 15 countries

Afghanistan Mali  
Bolivia Mauritania  
Chad Sao Tomé & P.  
Côte d'Ivoire Senegal  
DRC Tajikistan  
Eritrea **Uganda**  
Kenya Zambia  
Lao PDR

1 country passed, 4% indicator value (1 of 25)

## 3 Improve sustainability

### 3 criteria:

- EPI capacity (16 of 24 countries pass)
- NITAG (6 of 23 pass)
- Coordination Forum (15 of 24 pass)

**Overall pass rate:**  
52% (up from 47%)

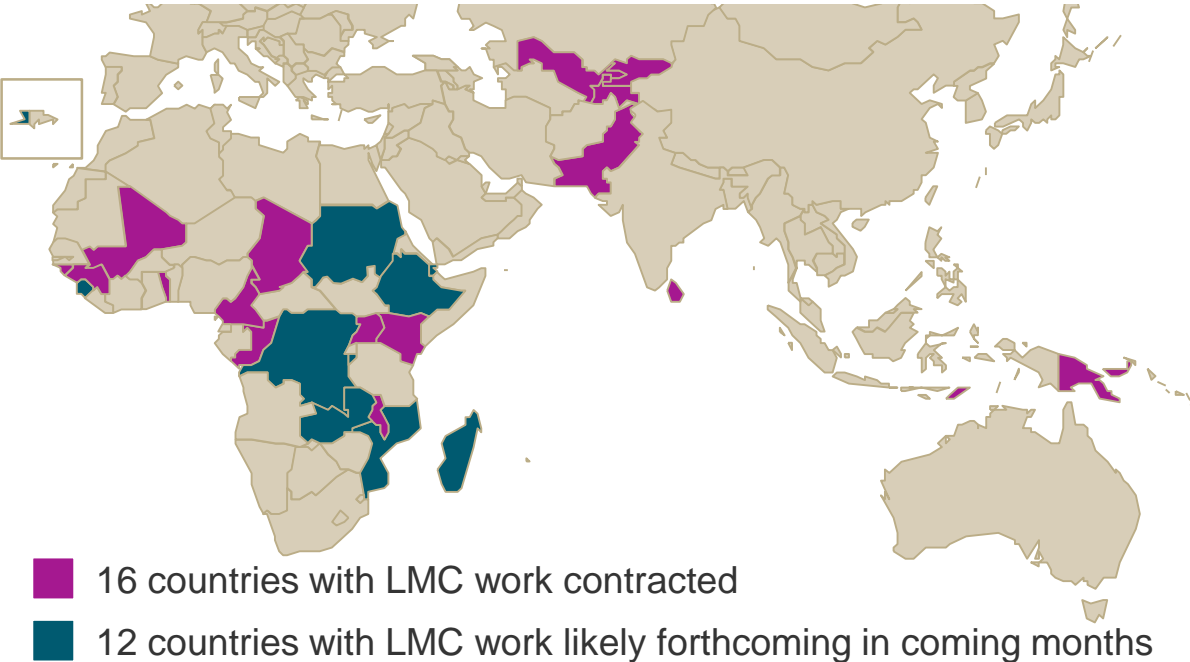
PPC discussion about best data source for indicator

# Gavi is accelerating its investment in Leadership, Management and Coordination, a top risk for the Alliance

## ③ Improve sustainability

Menu of interventions  
(depending on country  
context and need):

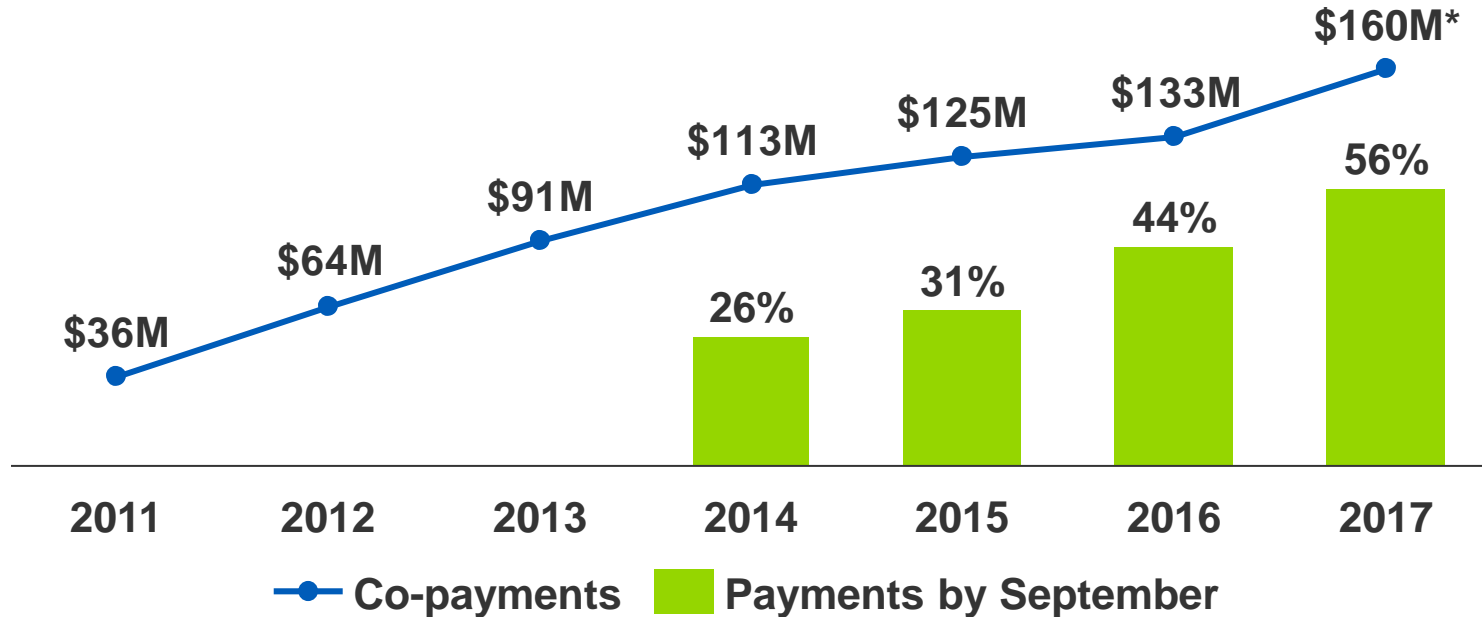
- Embedded 'EPI Management Partner'
- Enhancing EPI performance management
- EPI south-to-south twinning
- EPI Management training programme (Yale-UGHE)
- Strengthening Coordination Forums (e.g. ICC, HSCC)



# Co-financing progress continues on a strong track

Estimated \$50M invested by transitioned countries in 2017

③ Improve sustainability



\* End of year estimate

# Increasing number of countries are transitioning

---

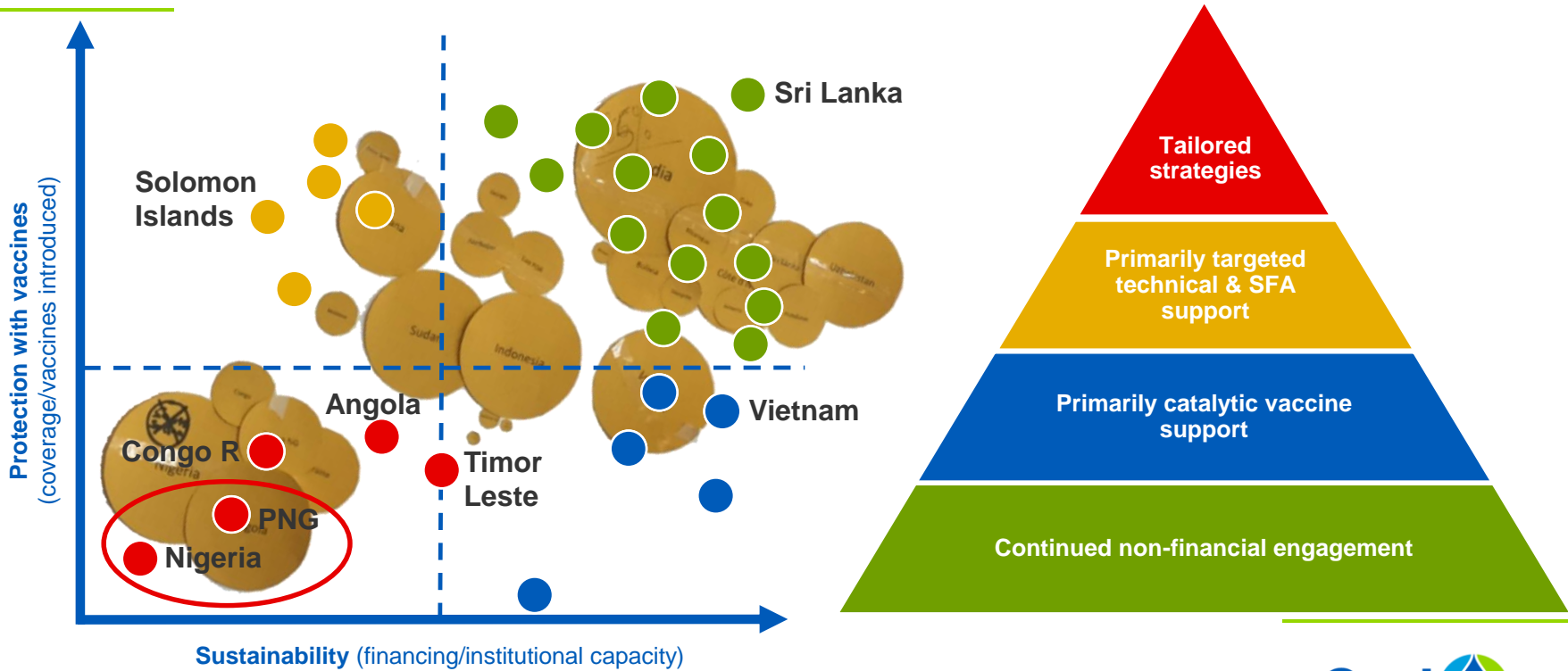
**3** Improve sustainability



**9** countries transitioned to date  
**8** countries transitioning end 2017  
**3** of these are higher-risk countries

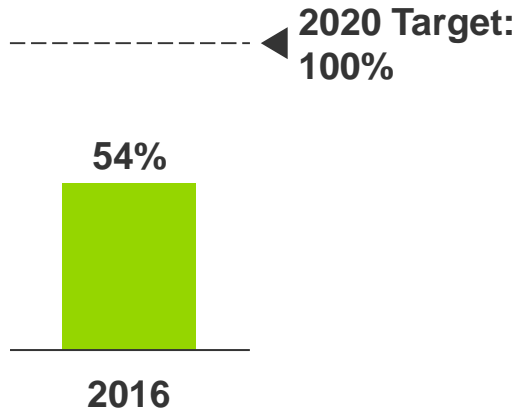


# Countries largely on track - Alliance working to mitigate risks

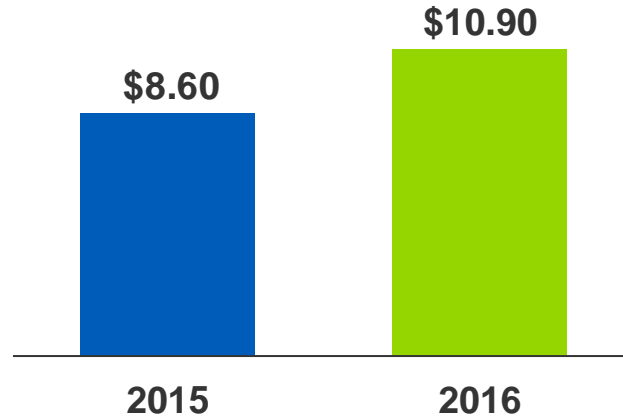


# Data on countries' investment in routine immunisation coming in

## Countries increasing investment in RI



## Average investment per infant



### 3 Improve sustainability

- First data this Strategy Period
- Data reported through JRF

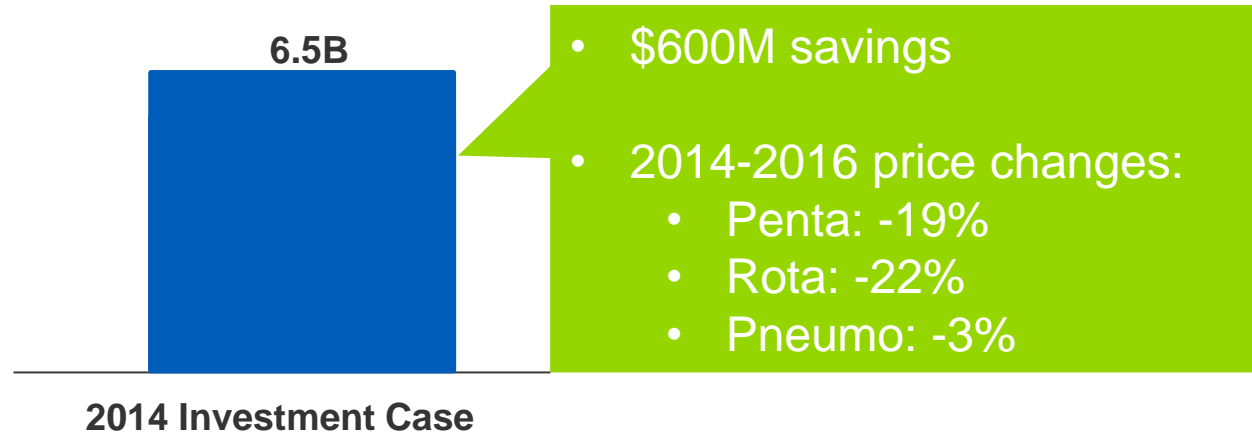
#### Reasons for caution:

- Only measures currently supported countries – strong countries will be excluded after transition
- Lower vaccine prices can depress indicator

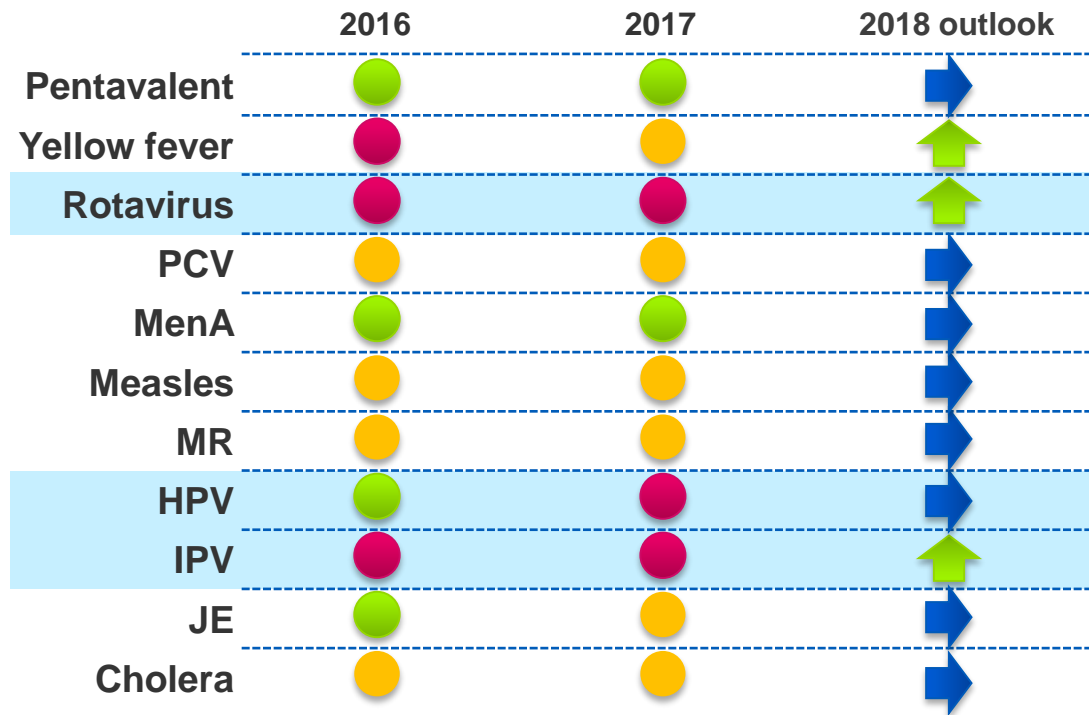
# Large impact of market shaping on vaccine cost during strategy period

## 4 Market shaping

### Cost of vaccine programmes, 2016-2020



# Supply-demand balance for key markets is improving, with HPV a notable exception



## 4 Market shaping

- Supply exceeds demand
- Needs planning
- Limited supply

# Strong momentum in the new HPV strategy at risk due to supply issues

---

## 4 Market shaping

**Strong momentum in implementing the new HPV strategy...**

- **Objective of reaching 40M girls by 2020**
- **9 applications received in first 6 months of 2017, for total of 20M girls by 2020**

**...in jeopardy due to emerging supply issues:**

- **June 2017: Merck informed Gavi that volume for new strategy not planned for**
- **Capacity assumed to increase in 2019**
- **Mitigation: option to separate Multi-Age Cohort introductions from routine introduction**
- **Team is working with Merck to address the shortage**

# 2016–2020 INDICATORS

## ALLIANCE PROGRESS

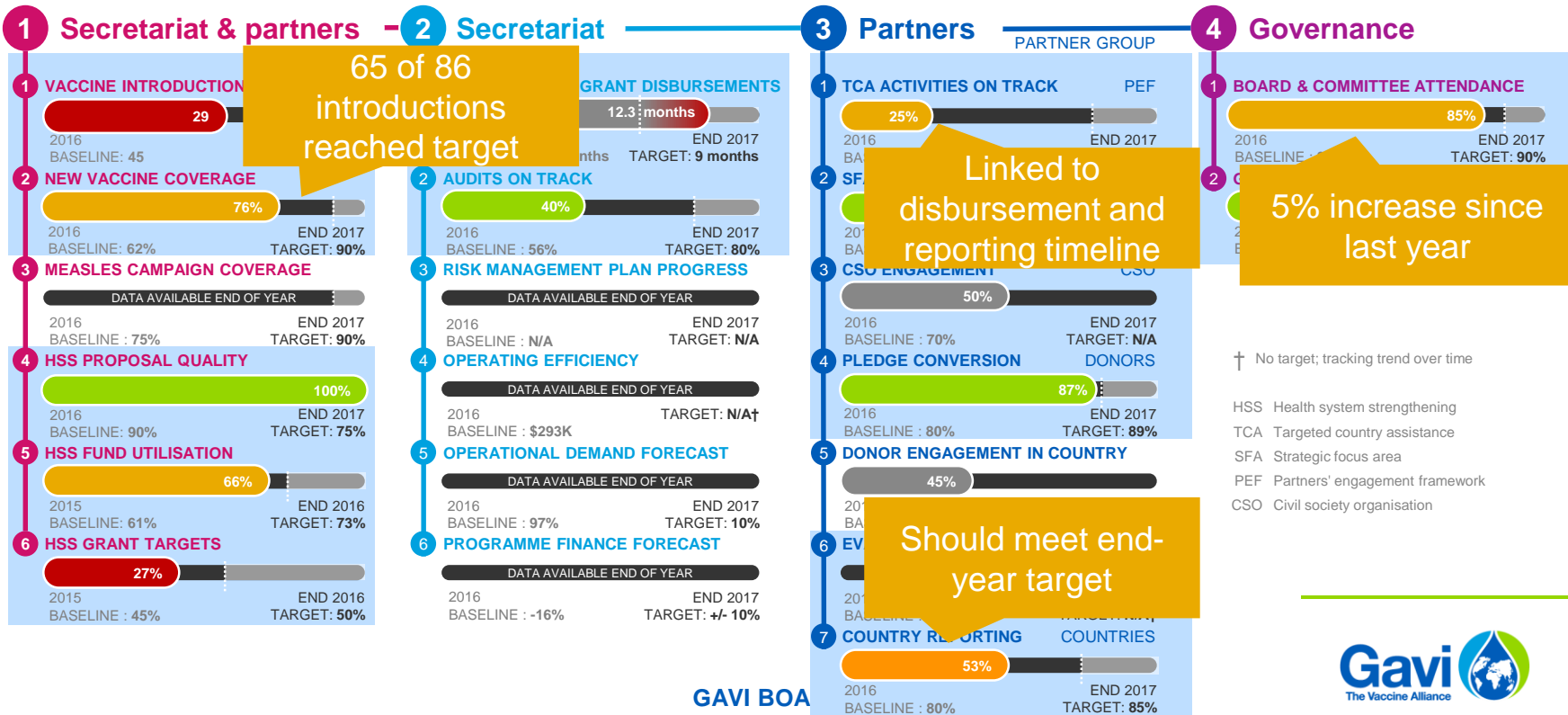
Gavi Programme and Policy Committee  
 UPDATED: 19 October 2017

- 5 ON TRACK
- 5 MODERATE DELAYS / CHALLENGES
- 3 SIGNIFICANT DELAYS / CHALLENGES
- 3 TRACKING TREND ONLY
- 5 DATA AVAILABLE END OF YEAR

Progress has been updated for indicators where data is currently available.

Updates are color-coded to reflect the status and trend of each indicator.

Grey bars indicate target not set.



**THANK YOU**

---



**GAVI BOARD  
29-30 NOVEMBER 2017**

[www.gavi.org](http://www.gavi.org)