

Commit

Plan

Improve

Publish



International Aid
Transparency Initiative

Annual Report

2013

Foreword

Justine Greening, Secretary of State, DfID

We know that transparency of aid flows is critical to good aid delivery. Transparency helps ensure proper tracking of all donor money so that citizens, parliamentarians and experts can hold both governments and donors to account. It helps reduce waste, fight corruption and makes sure money gets to the people who need it most.

Better information at country level is right at the heart of what the International Aid Transparency Initiative (IATI) is about – empowering people on the ground to scrutinise and make better decisions, as well as to share information to allow us to work better together and assess the impact of our work.

Of course transparency also helps donors to do their own jobs better – informing our decisions, allowing us to work more effectively across our partnerships and explain ourselves to taxpayers.

IATI has come a long way from the political commitment at the third High Level Forum on Aid Effectiveness in Accra in 2008, through to its launch in 2009, to the tipping point in 2012 that saw the 100th donor publish information. Those organisations range from some of the biggest government donors in the world, through regional NGOs, to smaller foundations and trusts.

This progress is to be commended and is exactly where we would want to be at this stage. But we still have a long way to go. IATI's first annual report is the latest milestone on its journey to helping us transform aid transparency. It started with a mantra of 'publish what you can'. But many donors have risen to and exceeded the challenge, often publishing more and better data through IATI than they were previously making available publicly.

As well as reviewing progress to date, this report looks forward to some of the challenges ahead. Now is the time to challenge each other on the quality of our IATI data, and to strive to improve quality, increase access and better use this growing and invaluable resource.

“ ” An investment in better information is an investment in better development.

APC Colombia (La Agencia Presidencial de Cooperación Internacional de Colombia)

“ ” If you cannot get your hands on the information, you cannot effectively quantify what you are going to do – what you are going to receive and what you are going to spend.

MINECOFIN (Ministry of Finance and Economic Planning) Rwanda

Contents

| | |
|---|------------|
| Foreword | 2 |
| Section 1: Why publish a report? | 7 |
| A reminder of IATI's aims and objectives | 8 |
| A commitment to monitoring progress | 9 |
| What you will find in this report | 10 |
| Section 2: An overview of IATI progress | 11 |
| Why IATI? The partner country perspective | 12 |
| IATI progress to date | 16 |
| Who's publishing what? | 18 |
| Future plans for IATI | 30 |
| Section 3: IATI and signatories | 31 |
| Signatory progress to date | 33 |
| Individual signatory progress | 34 |
| Summary of signatory progress | 36 |
| Future plans for signatories | 114 |
| Signatory progress: who plans to publish what by 2015? | 116 |
| Section 4: IATI and Civil Society Organisations (CSOs) | 119 |
| CSO progress to date | 120 |
| Future plans for CSOs | 121 |
| Section 5: Hot topics for IATI | 123 |
| Showcasing partner country commitment | 124 |
| Improving data quality | 129 |
| From publish what you can to usable data | 130 |
| Encouraging open licensing | 131 |
| Focus on access and use of data | 132 |
| Annex: Annual report methodology | 133 |

Section 1
**Why publish
a report?**

A reminder of IATI's aims and objectives

Developing countries face huge challenges in accessing up-to-date information about aid – information that they need to plan and manage those resources effectively. Similarly, citizens in developing countries and in donor countries lack the information they need to hold their governments to account for use of those resources. IATI aims to address this by making information about aid spending easier to access, use and understand.

IATI is a voluntary, multi-stakeholder initiative that seeks to improve the transparency of aid in order to increase its effectiveness in tackling poverty. IATI brings together donors and developing countries, civil society organisations and other experts in aid information who share the aspirations of the original IATI Accra Statement and are committed to working together to increase the transparency of aid.

IATI began its work by consulting developing country stakeholders about their information needs, and discussing with donors the most efficient and effective way of meeting these. On the basis of these consultations, IATI developed and agreed a common, open, standard for the publication of aid information – the IATI standard. Donors implement IATI by publishing their aid information in IATI's agreed electronic format – usually on their website – with a link to a central registry,

the IATI Registry. The Registry acts as an online repository or index of links for all of the raw data published to IATI.

While IATI is still a relatively new initiative, it has grown significantly since its launch and its membership includes many donor signatories and partner country endorsers. DFID became the first signatory to publish to IATI in January 2011. Since then, over 130 organisations have published to the IATI Registry, including IATI signatories and over 80 NGOs and private foundations.

A commitment to monitoring progress

In becoming IATI signatories, organisations and governments committed publicly to The Framework for Implementation.

The Framework for Implementation calls for three types of monitoring:



We will also assure specific monitoring of adherence to the IATI Standard. The process will consist of the following elements.

- **Donor self-reporting:** We will each report annually, in a format to be agreed, on our progress and problems in implementing the IATI Standard. We will interact with the Secretariat and a monitoring subgroup of the IATI Technical Advisory Group to clarify and improve our annual reporting.
- **Developing country monitoring:** To complement donor self-reporting, we would welcome complementary reporting by developing countries on the implementation of IATI in their countries. This could be either in separate brief reports or as part of coverage of transparency in broader reviews of mutual accountability and aid effectiveness.
- **Independent monitoring:** We would also welcome independent monitoring of our adherence to the IATI Standard, as a part of their broader monitoring of the implementation of aid effectiveness.

In addition, it proposes an annual report to monitor progress, drawing on the mechanisms set out above and donor implementation schedules and including an action plan to address any issues raised. This is the first of those reports.

What you will find in this report

As well as meeting agreed monitoring commitments, members of the IATI Steering Committee were keen to expand the IATI Annual Report to:

1. Recognise partner country endorsee progress
2. Raise awareness of non-signatory achievements
3. Highlight hot topics and priorities for the coming year.

Within this report you will find sections on each, with specific examples of progress in addition to showing where improvements are needed.

The three sections covering an overview of IATI, signatory and Civil Society Organisation (CSO) progress follow a simple format of indicating progress to date as well as future plans. The final section covers hot topics. These will vary from year to year in future annual reports.

Questions or comments?

If you would like more information on a section within this report, or have a suggestion for next year's report, please get in touch with the IATI Secretariat's [media contact](#) or a [member of the wider team](#).

Section 2 An overview of IATI progress

Why IATI? The partner country perspective

In developing the IATI Standard, UNDP consulted over 70 countries in order to assess what is needed for aid information to be useful. This consultation found that partner countries require data published through IATI to be timely, comprehensive and forward looking.

Since the initial consultation, 22 partner countries have endorsed IATI. This means they not only support the aims and objectives of IATI but also want to be involved in shaping it and holding donors accountable for delivery against partner information needs.

Partner countries need timely and comprehensive donor data to enable planning, training and capacity building.

Burkina Faso

“Enhanced effectiveness, quality and accessibility of information on financial flows and expected results make it possible to improve efficiency in policy planning, investment programme implementation and accountability.”

Colombia

“To accomplish its goals, Colombia requires ODA reporting with a much stronger geographical and demographic focus.”

Ghana

“Transparency in aid flows is very important to Ghana, as it facilitates better medium-term planning as well as allocation of resources and ensures better alignment with domestic resources.”

Partner countries need to have the full data picture to support their systems and conversations on development priorities.

Colombia

“National entities and ministries require data to support conversations with donors when shaping development priorities. The data on existing international cooperation is essential for indicating where needs are and are not being met.”

Colombia

“The Ministry of the Interior and Justice (Ministerio del Interior y Justicia, MIJ) has a responsibility to protect marginalized communities, and requires detailed demographic information about the beneficiary groups of each aid project. MIJ uses this information to monitor projects and to encourage donors to avoid duplication and to direct their work towards areas of greatest need, in line with Colombian development strategies.”

Honduras

“Before IATI, we tried to set up a tool to help us manage aid information but difficulty in obtaining timely, detailed and comparable information on behalf of development partners prevented our government from being able to make informed decisions about how to distribute aid in a way that will result in national development.”

Nepal

“Transparency is important to my country especially to enhance development effectiveness. Increased transparency enhances accountability in the Government which in turns strengthens the country's ownership and development results.”

Partner countries need to empower their citizens and internal stakeholders through being able to access, view and challenge aid information.

Burkina Faso

“” Transparency allows for the traceability of aid expenditure flows, which reassures the general public on the use of aid and its impact on development. The fact that citizens are able to examine how such resources are being used, as well as government, acts as an incentive to produce better results over the entire aid chain.

Honduras

“” We are officially releasing a Platform to the Public in April 2013 with the IATI information currently available. It is expected that once the information is made public, enabling our citizens to challenge the quality of information available, donors will be more conscious of the importance of reporting according to IATI standards, and in a near future provide complete data on time.

Madagascar

“” IATI gave us the opportunity to promote online access and advocate the use of our data by CSOs, media, researchers/ academia through workshops. This is now available to the general public at www.amp-madagascar.gov.mg (username: invite@amp.gov.mg; password: invite).

Nepal

“” Transparency will help planning of resources and invite vigilance of the public on the use of resources by the government in a proper and intended way.

Making a difference at country level

Since 2012, we have been looking at practical ways to embed IATI data in country and inform future partner country demands both in terms of information and technology in order to use IATI for effective decision making and planning. Some of the partners

we have worked with on these pilots include the governments of Colombia, Democratic Republic of Congo, Nepal and Rwanda, and aid information management system providers Development Gateway and Synergy.

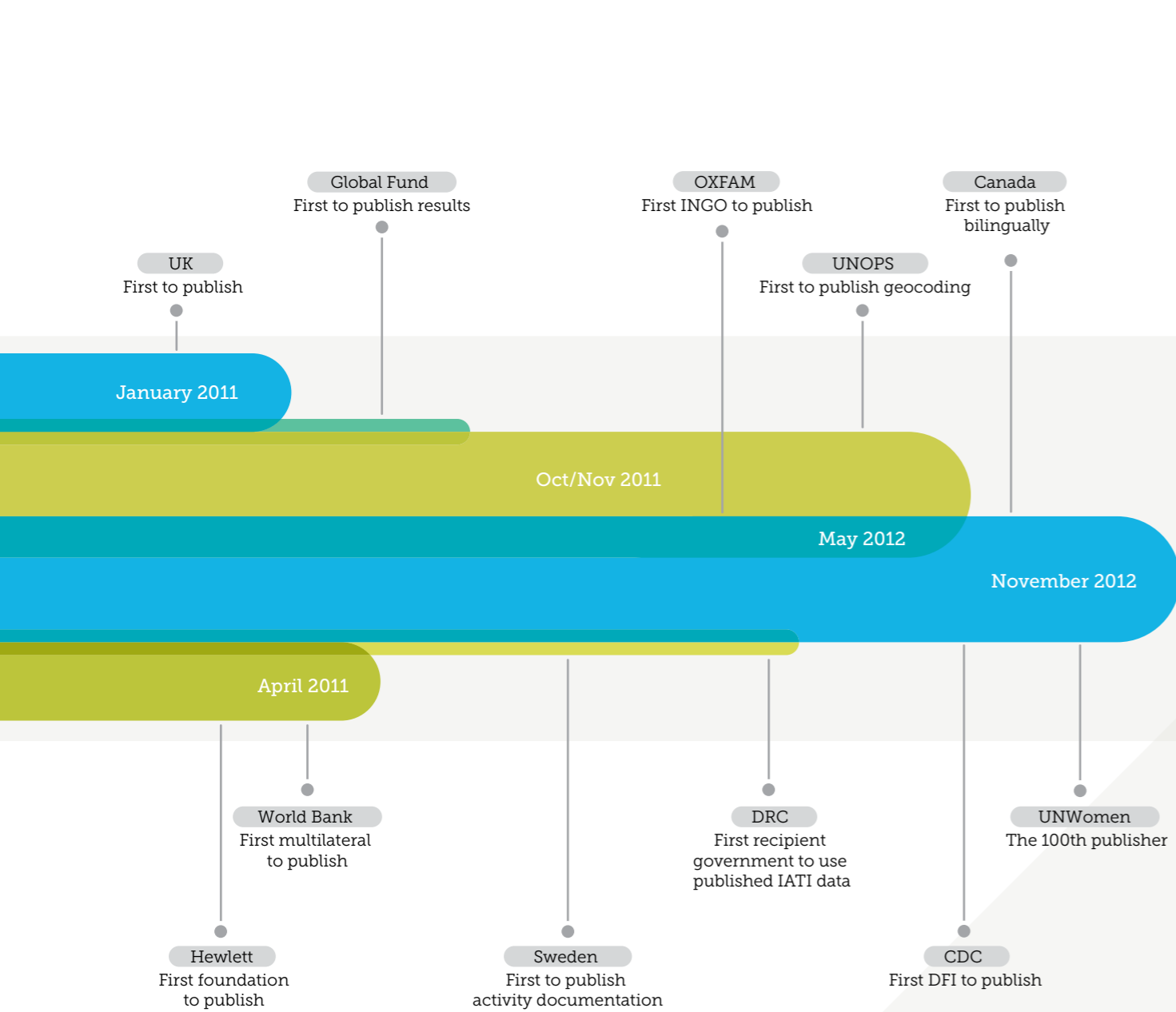
Key successes and lessons learned so far include:

- In November, the Ministry of Planning in DRC became the first organisation to use IATI data to feed their aid information management system. Working with the Technical Advisory Group (TAG) Secretariat and Development Gateway (provider of the Aid Management Platform), the Ministry enabled the automatic feed of data from DFID, the Global Fund and GAVI. Although it will take time for this process to become mainstream, the staff in the Ministry responsible for capturing data have already found a reduction in the amount of time needed to transfer and enter data.
- Scoping work with the Colombian Presidential Agency for International Cooperation (APC-Colombia) has highlighted that there are large gaps in existing IATI data when looking at “added value” areas, such as sub-national geographic data, and results. APC-Colombia requires this information to manage regional and sectoral coordination and allocation of aid flows, to ensure well-distributed development outcomes.

In the future, we are hoping to continue work with partners to create guidance for other countries interested in using IATI data in their aid management and coordination systems and processes, as well as to continue supporting the implementation of IATI automatic data exchange in our pilot countries. We are also currently discussing the feasibility

of using the IATI approach of data standards to test South-South Cooperation project data between partners. It is hoped that this work will provide best practices and recommendations of how SSC information may be reported and managed more effectively and in a way that is comparable with existing IATI data.

IATI progress to date



Bilateral and multilateral donors representing 75% of global official development finance flows have agreed to implement IATI.

In 2012 IATI worked with the [Global Partnership for Effective Development Co-operation](#) to agree a [Busan common open standard](#) for electronic publication

of timely, comprehensive and forward looking information on resources provided through development co-operation. In line with their commitment at Busan, all IATI and many other donors have produced implementation schedules for how they will implement the common standard by the end of 2015.

Who's publishing what?

This table shows all IATI publishers (as at 2 April 2013) and which elements they are currently publishing to IATI.

| | Identification | | | Basic activity information | | | | | | | | | Geopolitical information | | | Classifications | | | | | Financial | | Financial transaction | | | | | | | | Related documents | | | Performance | | | | | | |
|--------------------------------------|------------------------|-----------------------|----------------|----------------------------|-----------------|-----------------------------|---------------------------|-------------------|--------------------------------------|--|---|--|--------------------------|------------------|----------------------------------|-----------------|----------------|--------------------|-------------------|----------------------|------------------|---------------------|-----------------------|-----------------------|------------------------------------|--------------------------------------|-------------------------------------|--|--|---------------------------------------|-----------------------|-----------------------|----------------------|--------------------|------------------|------------------|------------|---------|---|---|
| | Reporting organisation | Other IATI identifier | Activity title | Activity description | Activity status | Activity dates (start date) | Activity dates (end date) | Activity contacts | Participating organisation (funding) | Participating organisation (extending) | Participating organisation (implementing) | Participating organisation (accountable) | Recipient country | Recipient region | Sub-national geographic location | Sectors | Policy markers | Collaboration type | Default flow type | Default finance type | Default aid type | Default tied status | Activity budget | Planned disbursements | Financial transaction (commitment) | Financial transaction (disbursement) | Financial transaction (expenditure) | Financial transaction (incoming funds) | Financial transaction (loan repayment) | Financial transaction (reimbursement) | Provider organisation | Receiver organisation | Disbursement channel | Activity documents | Activity website | Related activity | Conditions | Results | | |
| ActionAid International | ● | ○ | ● | ● | ● | ○ | ○ | ○ | ● | ○ | ● | ● | ● | ○ | ○ | ○ | ○ | ○ | ● | ○ | ○ | ○ | ○ | ○ | ○ | ○ | ○ | ○ | ○ | ○ | ○ | ○ | ○ | ○ | ○ | ○ | ○ | ○ | ○ | ○ |
| ADD International | ● | ○ | ● | ● | ● | ● | ○ | ○ | ● | ● | ● | ● | ● | ○ | ○ | ○ | ○ | ○ | ○ | ○ | ○ | ○ | ○ | ○ | ○ | ○ | ○ | ○ | ○ | ○ | ○ | ○ | ○ | ○ | ○ | ○ | ○ | ○ | ○ | ○ |
| ADRA-UK | ● | ○ | ● | ● | ● | ● | ○ | ○ | ● | ○ | ● | ○ | ○ | ○ | ○ | ○ | ○ | ○ | ○ | ○ | ○ | ○ | ○ | ○ | ○ | ○ | ○ | ○ | ○ | ○ | ○ | ○ | ○ | ○ | ○ | ○ | ○ | ○ | ○ | ○ |
| Africa Educational Trust | ● | ○ | ● | ● | ● | ○ | ○ | ○ | ○ | ○ | ○ | ○ | ○ | ○ | ○ | ○ | ○ | ○ | ○ | ○ | ○ | ○ | ○ | ○ | ○ | ○ | ○ | ○ | ○ | ○ | ○ | ○ | ○ | ○ | ○ | ○ | ○ | ○ | ○ | ○ |
| African Initiatives | ● | ○ | ● | ● | ● | ● | ○ | ○ | ● | ● | ○ | ○ | ○ | ○ | ○ | ○ | ○ | ○ | ○ | ○ | ○ | ○ | ○ | ○ | ○ | ○ | ○ | ○ | ○ | ○ | ○ | ○ | ○ | ○ | ○ | ○ | ○ | ○ | ○ | ○ |
| AfriKids | ● | ○ | ● | ● | ● | ○ | ○ | ○ | ○ | ○ | ○ | ○ | ○ | ○ | ○ | ○ | ○ | ○ | ○ | ○ | ○ | ○ | ○ | ○ | ○ | ○ | ○ | ○ | ○ | ○ | ○ | ○ | ○ | ○ | ○ | ○ | ○ | ○ | ○ | ○ |
| Aga Khan Foundation (United Kingdom) | ● | ○ | ● | ● | ● | ● | ○ | ○ | ○ | ○ | ○ | ○ | ○ | ○ | ○ | ○ | ○ | ○ | ○ | ○ | ○ | ○ | ○ | ○ | ○ | ○ | ○ | ○ | ○ | ○ | ○ | ○ | ○ | ○ | ○ | ○ | ○ | ○ | ○ | ○ |
| APT Action on Poverty | ● | ○ | ● | ● | ● | ○ | ○ | ○ | ○ | ○ | ○ | ○ | ○ | ○ | ○ | ○ | ○ | ○ | ○ | ○ | ○ | ○ | ○ | ○ | ○ | ○ | ○ | ○ | ○ | ○ | ○ | ○ | ○ | ○ | ○ | ○ | ○ | ○ | ○ | ○ |
| Article19 | ● | ○ | ● | ● | ● | ● | ○ | ○ | ○ | ○ | ○ | ○ | ○ | ○ | ○ | ○ | ○ | ○ | ○ | ○ | ○ | ○ | ○ | ○ | ○ | ○ | ○ | ○ | ○ | ○ | ○ | ○ | ○ | ○ | ○ | ○ | ○ | ○ | ○ | ○ |
| Asian Development Bank | ● | ○ | ● | ● | ● | ● | ○ | ○ | ○ | ○ | ○ | ○ | ○ | ○ | ○ | ○ | ○ | ○ | ○ | ○ | ○ | ○ | ○ | ○ | ○ | ○ | ○ | ○ | ○ | ○ | ○ | ○ | ○ | ○ | ○ | ○ | ○ | ○ | ○ | ○ |
| Australia | ● | ○ | ● | ● | ● | ○ | ○ | ○ | ○ | ○ | ○ | ○ | ○ | ○ | ○ | ○ | ○ | ○ | ○ | ○ | ○ | ○ | ○ | ○ | ○ | ○ | ○ | ○ | ○ | ○ | ○ | ○ | ○ | ○ | ○ | ○ | ○ | ○ | ○ | ○ |
| BasicNeeds | ● | ○ | ● | ● | ● | ○ | ○ | ○ | ○ | ○ | ○ | ○ | ○ | ○ | ○ | ○ | ○ | ○ | ○ | ○ | ○ | ○ | ○ | ○ | ○ | ○ | ○ | ○ | ○ | ○ | ○ | ○ | ○ | ○ | ○ | ○ | ○ | ○ | ○ | ○ |
| Bond | ● | ○ | ● | ● | ● | ○ | ○ | ○ | ○ | ○ | ○ | ○ | ○ | ○ | ○ | ○ | ○ | ○ | ○ | ○ | ○ | ○ | ○ | ○ | ○ | ○ | ○ | ○ | ○ | ○ | ○ | ○ | ○ | ○ | ○ | ○ | ○ | ○ | ○ | ○ |
| BRAC International | ● | ○ | ● | ● | ● | ○ | ○ | ○ | ○ | ○ | ○ | ○ | ○ | ○ | ○ | ○ | ○ | ○ | ○ | ○ | ○ | ○ | ○ | ○ | ○ | ○ | ○ | ○ | ○ | ○ | ○ | ○ | ○ | ○ | ○ | ○ | ○ | ○ | ○ | ○ |
| British Red Cross | ● | ○ | ● | ● | ● | ○ | ○ | ○ | ○ | ○ | ○ | ○ | ○ | ○ | ○ | ○ | ○ | ○ | ○ | ○ | ○ | ○ | ○ | ○ | ○ | ○ | ○ | ○ | ○ | ○ | ○ | ○ | ○ | ○ | ○ | ○ | ○ | ○ | ○ | ○ |
| Build Africa | ● | ○ | ● | ● | ● | ○ | ○ | ○ | ○ | ○ | ○ | ○ | ○ | ○ | ○ | ○ | ○ | ○ | ○ | ○ | ○ | ○ | ○ | ○ | ○ | ○ | ○ | ○ | ○ | ○ | ○ | ○ | ○ | ○ | ○ | ○ | ○ | ○ | ○ | ○ |
| Camfed International | ● | ○ | ● | ● | ● | ○ | ○ | ○ | ○ | ○ | ○ | ○ | ○ | ○ | ○ | ○ | ○ | ○ | ○ | ○ | ○ | ○ | ○ | ○ | ○ | ○ | ○ | ○ | ○ | ○ | ○ | ○ | ○ | ○ | ○ | ○ | ○ | ○ | ○ | ○ |
| Canada | ● | ○ | ● | ● | ● | ○ | ○ | ○ | ○ | ○ | ○ | ○ | ○ | ○ | ○ | ○ | ○ | ○ | ○ | ○ | ○ | ○ | ○ | ○ | ○ | ○ | ○ | ○ | ○ | ○ | ○ | ○ | ○ | ○ | ○ | ○ | ○ | ○ | ○ | ○ |

| | Identification | | Basic activity information | | | | | | | | | Geopolitical information | | | Classifications | | | | | Financial | | Financial transaction | | | | | | | | Related documents | | | Performance | | | | | | | |
|---|------------------------|-----------------------|----------------------------|----------------------|-----------------|-----------------------------|---------------------------|-------------------|--------------------------------------|--|---|--|-------------------|------------------|----------------------------------|---------|----------------|--------------------|-------------------|----------------------|------------------|-----------------------|-----------------|-----------------------|------------------------------------|--------------------------------------|-------------------------------------|--|--|---------------------------------------|-----------------------|-----------------------|----------------------|--------------------|------------------|------------------|------------|---------|---|---|
| | Reporting organisation | Other IATI identifier | Activity title | Activity description | Activity status | Activity dates (start date) | Activity dates (end date) | Activity contacts | Participating organisation (funding) | Participating organisation (extending) | Participating organisation (implementing) | Participating organisation (accountable) | Recipient country | Recipient region | Sub-national geographic location | Sectors | Policy markers | Collaboration type | Default flow type | Default finance type | Default aid type | Default tied status | Activity budget | Planned disbursements | Financial transaction (commitment) | Financial transaction (disbursement) | Financial transaction (expenditure) | Financial transaction (incoming funds) | Financial transaction (loan repayment) | Financial transaction (reimbursement) | Provider organisation | Receiver organisation | Disbursement channel | Activity documents | Activity website | Related activity | Conditions | Results | | |
| CARE International UK | ● | ○ | ● | ● | ● | ● | ● | ○ | ● | ○ | ○ | ○ | ● | ● | ○ | ● | ○ | ○ | ○ | ○ | ○ | ○ | ○ | ● | ○ | ○ | ○ | ○ | ○ | ○ | ○ | ○ | ○ | ○ | ○ | ○ | ○ | ○ | ○ | ○ |
| Catholic Agency for Overseas Development | ● | ● | ● | ● | ● | ● | ● | ● | ○ | ● | ○ | ● | ● | ○ | ● | ○ | ○ | ● | ● | ● | ● | ○ | ○ | ○ | ● | ○ | ● | ○ | ○ | ● | ● | ○ | ○ | ○ | ○ | ○ | ○ | ○ | ○ | ○ |
| CDC | ● | ○ | ● | ○ | ● | ○ | ○ | ○ | ○ | ○ | ○ | ○ | ● | ● | ○ | ● | ○ | ○ | ○ | ○ | ○ | ○ | ○ | ○ | ○ | ● | ○ | ○ | ○ | ○ | ○ | ○ | ○ | ○ | ○ | ○ | ○ | ○ | ○ | ○ |
| Charity Projects Ltd (Comic Relief) | ● | ○ | ● | ● | ● | ● | ● | ● | ○ | ● | ● | ● | ● | ○ | ● | ○ | ○ | ○ | ○ | ○ | ○ | ○ | ○ | ○ | ○ | ○ | ○ | ○ | ○ | ○ | ○ | ○ | ○ | ○ | ○ | ○ | ○ | ○ | ○ | ○ |
| ChildHope UK | ● | ○ | ● | ● | ● | ● | ● | ○ | ● | ○ | ○ | ● | ○ | ○ | ● | ○ | ○ | ○ | ○ | ○ | ○ | ○ | ○ | ○ | ○ | ○ | ○ | ○ | ○ | ○ | ○ | ○ | ○ | ○ | ○ | ○ | ○ | ○ | ○ | ○ |
| Children in Crisis | ● | ○ | ● | ● | ● | ○ | ○ | ○ | ○ | ○ | ○ | ○ | ○ | ○ | ○ | ○ | ○ | ○ | ○ | ○ | ○ | ○ | ○ | ○ | ○ | ○ | ○ | ○ | ○ | ○ | ○ | ○ | ○ | ○ | ○ | ○ | ○ | ○ | ○ | ○ |
| Christian Aid | ● | ○ | ● | ○ | ● | ● | ● | ○ | ○ | ○ | ○ | ○ | ○ | ○ | ○ | ○ | ○ | ○ | ○ | ○ | ○ | ○ | ○ | ○ | ○ | ○ | ○ | ○ | ○ | ○ | ○ | ○ | ○ | ○ | ○ | ○ | ○ | ○ | ○ | ○ |
| Concern Universal | ● | ○ | ● | ● | ● | ● | ○ | ○ | ○ | ○ | ○ | ○ | ○ | ○ | ○ | ○ | ○ | ○ | ○ | ○ | ○ | ○ | ○ | ○ | ○ | ○ | ○ | ○ | ○ | ○ | ○ | ○ | ○ | ○ | ○ | ○ | ○ | ○ | ○ | ○ |
| Concern Worldwide UK | ● | ● | ● | ● | ● | ○ | ○ | ○ | ○ | ○ | ○ | ○ | ○ | ○ | ○ | ○ | ○ | ○ | ○ | ○ | ○ | ○ | ○ | ○ | ○ | ○ | ○ | ○ | ○ | ○ | ○ | ○ | ○ | ○ | ○ | ○ | ○ | ○ | ○ | ○ |
| Conciliation Resources | ● | ○ | ● | ● | ● | ○ | ○ | ○ | ○ | ○ | ○ | ○ | ○ | ○ | ○ | ○ | ○ | ○ | ○ | ○ | ○ | ○ | ○ | ○ | ○ | ○ | ○ | ○ | ○ | ○ | ○ | ○ | ○ | ○ | ○ | ○ | ○ | ○ | ○ | ○ |
| Danida - Danish Ministry of Foreign Affairs | ● | ● | ● | ● | ● | ● | ○ | ○ | ○ | ○ | ○ | ○ | ○ | ○ | ○ | ○ | ○ | ○ | ○ | ○ | ○ | ○ | ○ | ○ | ○ | ○ | ○ | ○ | ○ | ○ | ○ | ○ | ○ | ○ | ○ | ○ | ○ | ○ | ○ | ○ |
| Development Initiatives Poverty Research | ● | ○ | ● | ● | ● | ● | ○ | ○ | ○ | ○ | ○ | ○ | ○ | ○ | ○ | ○ | ○ | ○ | ○ | ○ | ○ | ○ | ○ | ○ | ○ | ○ | ○ | ○ | ○ | ○ | ○ | ○ | ○ | ○ | ○ | ○ | ○ | ○ | ○ | ○ |
| Engineers Without Borders Canada | ● | ○ | ● | ● | ● | ● | ○ | ○ | ○ | ○ | ○ | ○ | ○ | ○ | ○ | ○ | ○ | ○ | ○ | ○ | ○ | ○ | ○ | ○ | ○ | ○ | ○ | ○ | ○ | ○ | ○ | ○ | ○ | ○ | ○ | ○ | ○ | ○ | ○ | ○ |
| European Commission (EuropeAid) | ● | ○ | ● | ● | ● | ● | ○ | ○ | ○ | ○ | ○ | ○ | ○ | ○ | ○ | ○ | ○ | ○ | ○ | ○ | ○ | ○ | ○ | ○ | ○ | ○ | ○ | ○ | ○ | ○ | ○ | ○ | ○ | ○ | ○ | ○ | ○ | ○ | ○ | ○ |
| EveryChild | ● | ○ | ● | ● | ● | ● | ○ | ○ | ○ | ○ | ○ | ○ | ○ | ○ | ○ | ○ | ○ | ○ | ○ | ○ | ○ | ○ | ○ | ○ | ○ | ○ | ○ | ○ | ○ | ○ | ○ | ○ | ○ | ○ | ○ | ○ | ○ | ○ | ○ | ○ |
| Fauna & Flora International | ● | ○ | ● | ● | ● | ● | ○ | ○ | ○ | ○ | ○ | ○ | ○ | ○ | ○ | ○ | ○ | ○ | ○ | ○ | ○ | ○ | ○ | ○ | ○ | ○ | ○ | ○ | ○ | ○ | ○ | ○ | ○ | ○ | ○ | ○ | ○ | ○ | ○ | ○ |
| Find Your Feet | ● | ○ | ● | ● | ● | ● | ○ | ○ | ○ | ○ | ○ | ○ | ○ | ○ | ○ | ○ | ○ | ○ | ○ | ○ | ○ | ○ | ○ | ○ | ○ | ○ | ○ | ○ | ○ | ○ | ○ | ○ | ○ | ○ | ○ | ○ | ○ | ○ | ○ | ○ |
| Finland | ● | ● | ● | ● | ● | ● | ○ | ○ | ○ | ○ | ○ | ○ | ○ | ○ | ○ | ○ | ○ | ○ | ○ | ○ | ○ | ○ | ○ | ○ | ○ | ○ | ○ | ○ | ○ | ○ | ○ | ○ | ○ | ○ | ○ | ○ | ○ | ○ | ○ | ○ |
| Forests Monitor | ● | ○ | ● | ● | ● | ● | ○ | ○ | ○ | ○ | ○ | ○ | ○ | ○ | ○ | ○ | ○ | ○ | ○ | ○ | ○ | ○ | ○ | ○ | ○ | ○ | ○ | ○ | ○ | ○ | ○ | ○ | ○ | ○ | ○ | ○ | ○ | ○ | ○ | ○ |
| Friends of the Earth Eng, Wales and NI | ● | ○ | ● | ● | ● | ● | ○ | ○ | ○ | ○ | ○ | ○ | ○ | ○ | ○ | ○ | ○ | ○ | ○ | ○ | ○ | ○ | ○ | ○ | ○ | ○ | ○ | ○ | ○ | ○ | ○ | ○ | ○ | ○ | ○ | ○ | ○ | ○ | ○ | ○ |
| GAVI | ● | ○ | ● | ● | ● | ● | ○ | ○ | ○ | ○ | ○ | ○ | ○ | ○ | ○ | ○ | ○ | ○ | ○ | ○ | ○ | ○ | ○ | ○ | ○ | ○ | ○ | ○ | ○ | ○ | ○ | ○ | ○ | ○ | ○ | ○ | ○ | ○ | ○ | ○ |

| | Identification | | Basic activity information | | | | | | | | | Geopolitical information | | Classifications | | | | | Financial | | Financial transaction | | | | | | | Related documents | | | Performance | | | | | | | | | |
|--|------------------------|-----------------------|----------------------------|----------------------|-----------------|-----------------------------|---------------------------|-------------------|--------------------------------------|--|---|--|-------------------|------------------|----------------------------------|---------|----------------|--------------------|-------------------|----------------------|-----------------------|---------------------|-----------------|-----------------------|------------------------------------|--------------------------------------|-------------------------------------|--|--|---------------------------------------|-----------------------|-----------------------|----------------------|--------------------|------------------|------------------|------------|---------|---|---|
| | Reporting organisation | Other IATI identifier | Activity title | Activity description | Activity status | Activity dates (start date) | Activity dates (end date) | Activity contacts | Participating organisation (funding) | Participating organisation (extending) | Participating organisation (implementing) | Participating organisation (accountable) | Recipient country | Recipient region | Sub-national geographic location | Sectors | Policy markers | Collaboration type | Default flow type | Default finance type | Default aid type | Default tied status | Activity budget | Planned disbursements | Financial transaction (commitment) | Financial transaction (disbursement) | Financial transaction (expenditure) | Financial transaction (incoming funds) | Financial transaction (loan repayment) | Financial transaction (reimbursement) | Provider organisation | Receiver organisation | Disbursement channel | Activity documents | Activity website | Related activity | Conditions | Results | | |
| Gender Links | ● | ○ | ● | ● | ● | ● | ● | ● | ● | ○ | ● | ○ | ● | ○ | ○ | ● | ○ | ○ | ● | ● | ○ | ● | ○ | ● | ● | ● | ● | ● | ○ | ○ | ○ | ● | ● | ○ | ○ | ○ | ○ | ○ | | |
| German Ministry for Economic Cooperation and Development | ● | ● | ● | ○ | ● | ● | ● | ● | ● | ○ | ○ | ● | ● | ○ | ○ | ● | ● | ○ | ○ | ○ | ○ | ○ | ● | ○ | ○ | ○ | ○ | ○ | ○ | ○ | ○ | ○ | ○ | ○ | ○ | ○ | ○ | ○ | ○ | |
| Global Fund | ● | ○ | ● | ● | ● | ● | ● | ● | ○ | ● | ○ | ● | ○ | ○ | ○ | ○ | ○ | ○ | ○ | ○ | ○ | ○ | ○ | ○ | ○ | ○ | ○ | ○ | ○ | ○ | ○ | ○ | ○ | ○ | ○ | ○ | ○ | ○ | ○ | |
| Global Integrity | ● | ○ | ● | ● | ● | ● | ● | ○ | ○ | ○ | ○ | ○ | ○ | ○ | ○ | ○ | ○ | ○ | ○ | ○ | ○ | ○ | ○ | ○ | ○ | ○ | ○ | ○ | ○ | ○ | ○ | ○ | ○ | ○ | ○ | ○ | ○ | ○ | ○ | |
| GlobalGiving.org | ● | ○ | ● | ● | ● | ● | ● | ○ | ○ | ○ | ○ | ○ | ○ | ○ | ○ | ○ | ○ | ○ | ○ | ○ | ○ | ○ | ○ | ○ | ○ | ○ | ○ | ○ | ○ | ○ | ○ | ○ | ○ | ○ | ○ | ○ | ○ | ○ | ○ | |
| Habitat for Humanity Great Britain | ● | ○ | ● | ● | ● | ○ | ○ | ○ | ○ | ○ | ○ | ○ | ○ | ○ | ○ | ○ | ○ | ○ | ○ | ○ | ○ | ○ | ○ | ○ | ○ | ○ | ○ | ○ | ○ | ○ | ○ | ○ | ○ | ○ | ○ | ○ | ○ | ○ | ○ | |
| Handicap International | ● | ○ | ● | ● | ● | ● | ○ | ○ | ○ | ○ | ○ | ○ | ○ | ○ | ○ | ○ | ○ | ○ | ○ | ○ | ○ | ○ | ○ | ○ | ○ | ○ | ○ | ○ | ○ | ○ | ○ | ○ | ○ | ○ | ○ | ○ | ○ | ○ | ○ | |
| Health Poverty Action | ● | ○ | ● | ● | ● | ● | ○ | ○ | ○ | ○ | ○ | ○ | ○ | ○ | ○ | ○ | ○ | ○ | ○ | ○ | ○ | ○ | ○ | ○ | ○ | ○ | ○ | ○ | ○ | ○ | ○ | ○ | ○ | ○ | ○ | ○ | ○ | ○ | ○ | ○ |
| Hewlett | ● | ○ | ● | ○ | ○ | ○ | ○ | ○ | ○ | ○ | ○ | ○ | ○ | ○ | ○ | ○ | ○ | ○ | ○ | ○ | ○ | ○ | ○ | ○ | ○ | ○ | ○ | ○ | ○ | ○ | ○ | ○ | ○ | ○ | ○ | ○ | ○ | ○ | ○ | |
| Hivos | ● | ○ | ● | ● | ● | ● | ○ | ○ | ○ | ○ | ○ | ○ | ○ | ○ | ○ | ○ | ○ | ○ | ○ | ○ | ○ | ○ | ○ | ○ | ○ | ○ | ○ | ○ | ○ | ○ | ○ | ○ | ○ | ○ | ○ | ○ | ○ | ○ | ○ | |
| Homeless International | ● | ○ | ● | ● | ● | ○ | ○ | ○ | ○ | ○ | ○ | ○ | ○ | ○ | ○ | ○ | ○ | ○ | ○ | ○ | ○ | ○ | ○ | ○ | ○ | ○ | ○ | ○ | ○ | ○ | ○ | ○ | ○ | ○ | ○ | ○ | ○ | ○ | ○ | |
| ICA:UK | ● | ○ | ● | ● | ● | ○ | ○ | ○ | ○ | ○ | ○ | ○ | ○ | ○ | ○ | ○ | ○ | ○ | ○ | ○ | ○ | ○ | ○ | ○ | ○ | ○ | ○ | ○ | ○ | ○ | ○ | ○ | ○ | ○ | ○ | ○ | ○ | ○ | ○ | |
| Indigo Trust | ● | ○ | ● | ● | ● | ○ | ○ | ○ | ○ | ○ | ○ | ○ | ○ | ○ | ○ | ○ | ○ | ○ | ○ | ○ | ○ | ○ | ○ | ○ | ○ | ○ | ○ | ○ | ○ | ○ | ○ | ○ | ○ | ○ | ○ | ○ | ○ | ○ | ○ | |
| Interact Worldwide | ● | ○ | ● | ● | ● | ○ | ○ | ○ | ○ | ○ | ○ | ○ | ○ | ○ | ○ | ○ | ○ | ○ | ○ | ○ | ○ | ○ | ○ | ○ | ○ | ○ | ○ | ○ | ○ | ○ | ○ | ○ | ○ | ○ | ○ | ○ | ○ | ○ | ○ | |
| Inter-American Development Bank | ● | ○ | ● | ● | ● | ○ | ○ | ○ | ○ | ○ | ○ | ○ | ○ | ○ | ○ | ○ | ○ | ○ | ○ | ○ | ○ | ○ | ○ | ○ | ○ | ○ | ○ | ○ | ○ | ○ | ○ | ○ | ○ | ○ | ○ | ○ | ○ | ○ | ○ | |
| InterClimate Network | ● | ○ | ● | ● | ● | ○ | ○ | ○ | ○ | ○ | ○ | ○ | ○ | ○ | ○ | ○ | ○ | ○ | ○ | ○ | ○ | ○ | ○ | ○ | ○ | ○ | ○ | ○ | ○ | ○ | ○ | ○ | ○ | ○ | ○ | ○ | ○ | ○ | ○ | |
| International Alert | ● | ○ | ● | ● | ● | ○ | ○ | ○ | ○ | ○ | ○ | ○ | ○ | ○ | ○ | ○ | ○ | ○ | ○ | ○ | ○ | ○ | ○ | ○ | ○ | ○ | ○ | ○ | ○ | ○ | ○ | ○ | ○ | ○ | ○ | ○ | ○ | ○ | ○ | |
| International HIV/AIDS Alliance | ● | ○ | ● | ● | ● | ○ | ○ | ○ | ○ | ○ | ○ | ○ | ○ | ○ | ○ | ○ | ○ | ○ | ○ | ○ | ○ | ○ | ○ | ○ | ○ | ○ | ○ | ○ | ○ | ○ | ○ | ○ | ○ | ○ | ○ | ○ | ○ | ○ | ○ | |
| International Planned Parenthood Foundation | ● | ○ | ● | ● | ● | ○ | ○ | ○ | ○ | ○ | ○ | ○ | ○ | ○ | ○ | ○ | ○ | ○ | ○ | ○ | ○ | ○ | ○ | ○ | ○ | ○ | ○ | ○ | ○ | ○ | ○ | ○ | ○ | ○ | ○ | ○ | ○ | ○ | ○ | |
| Islamic Relief Worldwide | ○ | ○ | ○ | ○ | ○ | ○ | ○ | ○ | ○ | ○ | ○ | ○ | ○ | ○ | ○ | ○ | ○ | ○ | ○ | ○ | ○ | ○ | ○ | ○ | ○ | ○ | ○ | ○ | ○ | ○ | ○ | ○ | ○ | ○ | ○ | ○ | ○ | ○ | ○ | |
| Jeevika Trust | ● | ○ | ● | ● | ● | ○ | ○ | ○ | ○ | ○ | ○ | ○ | ○ | ○ | ○ | ○ | ○ | ○ | ○ | ○ | ○ | ○ | ○ | ○ | ○ | ○ | ○ | ○ | ○ | ○ | ○ | ○ | ○ | ○ | ○ | ○ | ○ | ○ | ○ | |

| | Identification | | Basic activity information | | | | | | | | | | Geopolitical information | | Classifications | | | | | Financial | | Financial transaction | | | | | | | Related documents | | | Performance | | | | | | | | |
|---------------------------------------|------------------------|-----------------------|----------------------------|----------------------|-----------------|-----------------------------|---------------------------|-------------------|--------------------------------------|--|---|--|--------------------------|------------------|----------------------------------|---------|----------------|--------------------|-------------------|----------------------|------------------|-----------------------|-----------------|-----------------------|------------------------------------|--------------------------------------|-------------------------------------|--|--|---------------------------------------|-----------------------|-----------------------|----------------------|--------------------|------------------|------------------|------------|---------|---|---|
| | Reporting organisation | Other IATI identifier | Activity title | Activity description | Activity status | Activity dates (start date) | Activity dates (end date) | Activity contacts | Participating organisation (funding) | Participating organisation (extending) | Participating organisation (implementing) | Participating organisation (accountable) | Recipient country | Recipient region | Sub-national geographic location | Sectors | Policy markers | Collaboration type | Default flow type | Default finance type | Default aid type | Default tied status | Activity budget | Planned disbursements | Financial transaction (commitment) | Financial transaction (disbursement) | Financial transaction (expenditure) | Financial transaction (incoming funds) | Financial transaction (loan repayment) | Financial transaction (reimbursement) | Provider organisation | Receiver organisation | Disbursement channel | Activity documents | Activity website | Related activity | Conditions | Results | | |
| Karuna Trust | ● | ○ | ● | ● | ● | ● | ○ | ○ | ● | ● | ● | ○ | ● | ○ | ○ | ● | ○ | ● | ● | ● | ○ | ● | ● | ○ | ● | ○ | ○ | ○ | ○ | ○ | ○ | ○ | ○ | ○ | ○ | ○ | ○ | ○ | ○ | |
| LEAD International | ● | ○ | ● | ● | ● | ● | ○ | ○ | ● | ○ | ● | ○ | ● | ○ | ○ | ● | ○ | ○ | ○ | ○ | ○ | ○ | ● | ● | ○ | ○ | ○ | ○ | ○ | ○ | ○ | ○ | ○ | ○ | ○ | ○ | ○ | ○ | ○ | ○ |
| Living Earth Foundation | ● | ○ | ● | ● | ● | ○ | ○ | ○ | ○ | ○ | ○ | ○ | ● | ○ | ○ | ○ | ○ | ○ | ○ | ○ | ○ | ○ | ● | ○ | ○ | ○ | ○ | ○ | ○ | ○ | ○ | ○ | ○ | ○ | ○ | ○ | ○ | ○ | ○ | ○ |
| Malaria Consortium | ● | ○ | ● | ● | ● | ● | ○ | ○ | ○ | ○ | ○ | ○ | ● | ○ | ○ | ○ | ○ | ○ | ○ | ○ | ○ | ○ | ○ | ○ | ○ | ○ | ○ | ○ | ○ | ○ | ○ | ○ | ○ | ○ | ○ | ○ | ○ | ○ | ○ | ○ |
| MapAction | ● | ○ | ● | ● | ● | ○ | ○ | ○ | ○ | ○ | ○ | ○ | ○ | ○ | ○ | ○ | ○ | ○ | ○ | ○ | ○ | ○ | ○ | ○ | ○ | ○ | ○ | ○ | ○ | ○ | ○ | ○ | ○ | ○ | ○ | ○ | ○ | ○ | ○ | ○ |
| Mercy Corps Scotland | ● | ○ | ● | ● | ● | ○ | ○ | ○ | ○ | ○ | ○ | ○ | ○ | ○ | ○ | ○ | ○ | ○ | ○ | ○ | ○ | ○ | ○ | ○ | ○ | ○ | ○ | ○ | ○ | ○ | ○ | ○ | ○ | ○ | ○ | ○ | ○ | ○ | ○ | ○ |
| Methodist Relief and Development Fund | ● | ○ | ● | ● | ● | ○ | ○ | ○ | ○ | ○ | ○ | ○ | ○ | ○ | ○ | ○ | ○ | ○ | ○ | ○ | ○ | ○ | ○ | ○ | ○ | ○ | ○ | ○ | ○ | ○ | ○ | ○ | ○ | ○ | ○ | ○ | ○ | ○ | ○ | ○ |
| Netherlands | ● | ○ | ● | ● | ● | ○ | ○ | ○ | ○ | ○ | ○ | ○ | ○ | ○ | ○ | ○ | ○ | ○ | ○ | ○ | ○ | ○ | ○ | ○ | ○ | ○ | ○ | ○ | ○ | ○ | ○ | ○ | ○ | ○ | ○ | ○ | ○ | ○ | ○ | ○ |
| Norwegian Refugee Council | ● | ○ | ● | ● | ● | ○ | ○ | ○ | ○ | ○ | ○ | ○ | ○ | ○ | ○ | ○ | ○ | ○ | ○ | ○ | ○ | ○ | ○ | ○ | ○ | ○ | ○ | ○ | ○ | ○ | ○ | ○ | ○ | ○ | ○ | ○ | ○ | ○ | ○ | ○ |
| OCHA Financial Tracking Service | ● | ● | ● | ○ | ○ | ○ | ○ | ○ | ○ | ○ | ○ | ○ | ○ | ○ | ○ | ○ | ○ | ○ | ○ | ○ | ○ | ○ | ○ | ○ | ○ | ○ | ○ | ○ | ○ | ○ | ○ | ○ | ○ | ○ | ○ | ○ | ○ | ○ | ○ | ○ |
| Opportunity International UK | ● | ○ | ● | ● | ○ | ○ | ○ | ○ | ○ | ○ | ○ | ○ | ○ | ○ | ○ | ○ | ○ | ○ | ○ | ○ | ○ | ○ | ○ | ○ | ○ | ○ | ○ | ○ | ○ | ○ | ○ | ○ | ○ | ○ | ○ | ○ | ○ | ○ | ○ | ○ |
| Oxfam GB | ● | ○ | ● | ● | ○ | ○ | ○ | ○ | ○ | ○ | ○ | ○ | ○ | ○ | ○ | ○ | ○ | ○ | ○ | ○ | ○ | ○ | ○ | ○ | ○ | ○ | ○ | ○ | ○ | ○ | ○ | ○ | ○ | ○ | ○ | ○ | ○ | ○ | ○ | ○ |
| Peace Direct | ● | ○ | ● | ○ | ○ | ○ | ○ | ○ | ○ | ○ | ○ | ○ | ○ | ○ | ○ | ○ | ○ | ○ | ○ | ○ | ○ | ○ | ○ | ○ | ○ | ○ | ○ | ○ | ○ | ○ | ○ | ○ | ○ | ○ | ○ | ○ | ○ | ○ | ○ | ○ |
| Penal Reform International | ● | ○ | ● | ● | ○ | ○ | ○ | ○ | ○ | ○ | ○ | ○ | ○ | ○ | ○ | ○ | ○ | ○ | ○ | ○ | ○ | ○ | ○ | ○ | ○ | ○ | ○ | ○ | ○ | ○ | ○ | ○ | ○ | ○ | ○ | ○ | ○ | ○ | ○ | ○ |
| Plan International UK | ● | ○ | ● | ● | ○ | ○ | ○ | ○ | ○ | ○ | ○ | ○ | ○ | ○ | ○ | ○ | ○ | ○ | ○ | ○ | ○ | ○ | ○ | ○ | ○ | ○ | ○ | ○ | ○ | ○ | ○ | ○ | ○ | ○ | ○ | ○ | ○ | ○ | ○ | ○ |
| PONT | ● | ○ | ● | ● | ○ | ○ | ○ | ○ | ○ | ○ | ○ | ○ | ○ | ○ | ○ | ○ | ○ | ○ | ○ | ○ | ○ | ○ | ○ | ○ | ○ | ○ | ○ | ○ | ○ | ○ | ○ | ○ | ○ | ○ | ○ | ○ | ○ | ○ | ○ | ○ |
| Pontis Foundation | ● | ○ | ● | ● | ○ | ○ | ○ | ○ | ○ | ○ | ○ | ○ | ○ | ○ | ○ | ○ | ○ | ○ | ○ | ○ | ○ | ○ | ○ | ○ | ○ | ○ | ○ | ○ | ○ | ○ | ○ | ○ | ○ | ○ | ○ | ○ | ○ | ○ | ○ | ○ |
| Population Services International | ● | ○ | ● | ● | ○ | ○ | ○ | ○ | ○ | ○ | ○ | ○ | ○ | ○ | ○ | ○ | ○ | ○ | ○ | ○ | ○ | ○ | ○ | ○ | ○ | ○ | ○ | ○ | ○ | ○ | ○ | ○ | ○ | ○ | ○ | ○ | ○ | ○ | ○ | ○ |
| Power International | ● | ○ | ● | ● | ○ | ○ | ○ | ○ | ○ | ○ | ○ | ○ | ○ | ○ | ○ | ○ | ○ | ○ | ○ | ○ | ○ | ○ | ○ | ○ | ○ | ○ | ○ | ○ | ○ | ○ | ○ | ○ | ○ | ○ | ○ | ○ | ○ | ○ | ○ | ○ |
| Progressio | ● | ○ | ● | ● | ○ | ○ | ○ | ○ | ○ | ○ | ○ | ○ | ○ | ○ | ○ | ○ | ○ | ○ | ○ | ○ | ○ | ○ | ○ | ○ | ○ | ○ | ○ | ○ | ○ | ○ | ○ | ○ | ○ | ○ | ○ | ○ | ○ | ○ | ○ | ○ |
| Publish What You Fund | ● | ○ | ● | ● | ○ | ○ | ○ | ○ | ○ | ○ | ○ | ○ | ○ | ○ | ○ | ○ | ○ | ○ | ○ | ○ | ○ | ○ | ○ | ○ | ○ | ○ | ○ | ○ | ○ | ○ | ○ | ○ | ○ | ○ | ○ | ○ | ○ | ○ | ○ | ○ |
| Railway Children | ● | ○ | ● | ● | ○ | ○ | ○ | ○ | ○ | ○ | ○ | ○ | ○ | ○ | ○ | ○ | ○ | ○ | ○ | ○ | ○ | ○ | ○ | ○ | ○ | ○ | ○ | ○ | ○ | ○ | ○ | ○ | ○ | ○ | ○ | ○ | ○ | ○ | ○ | |

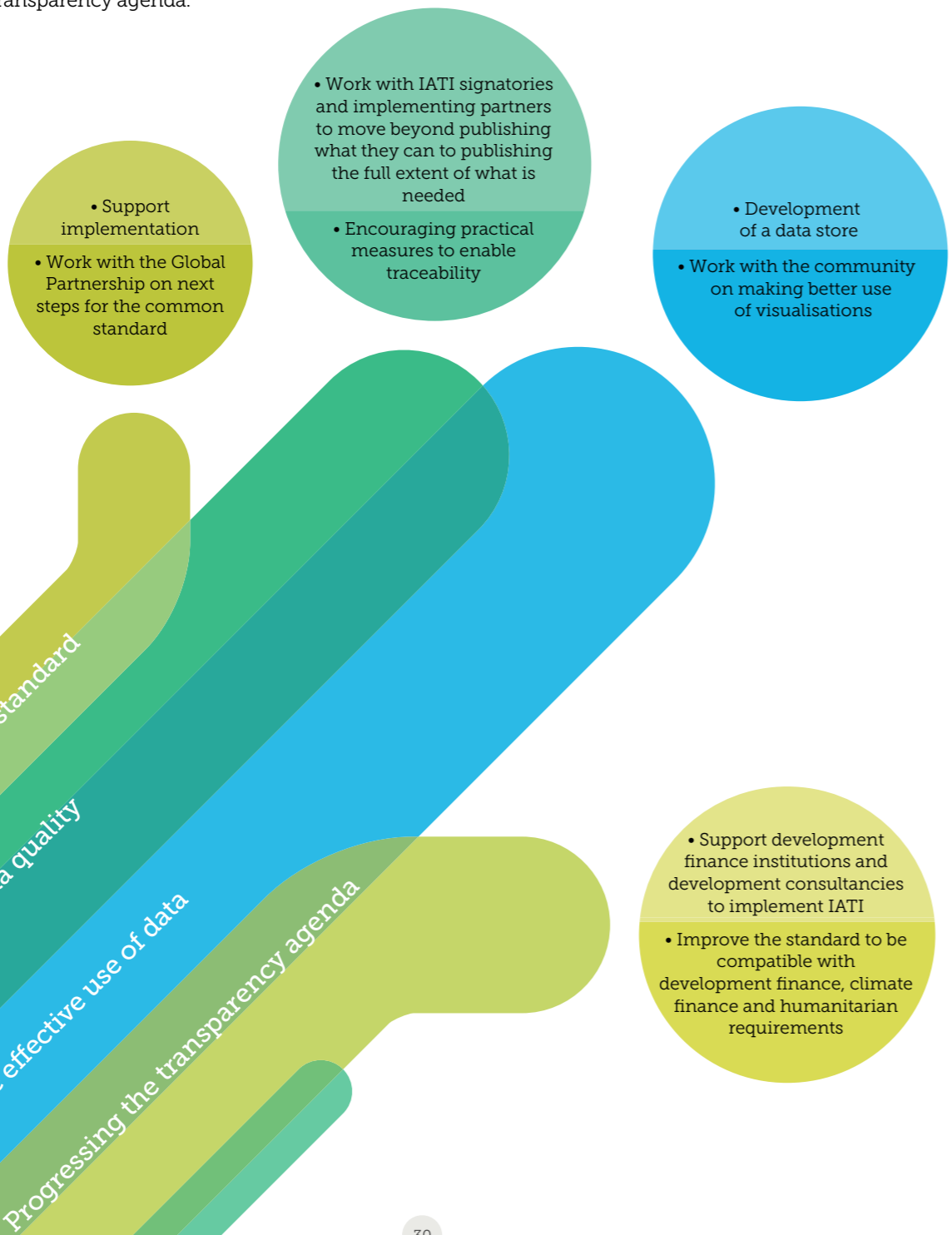
| | Identification | | Basic activity information | | | | | | | | | Geopolitical information | | Classifications | | | | | Financial | | Financial transaction | | | | | | | Related documents | | | Performance | | | | | | | | |
|--|------------------------|-----------------------|----------------------------|----------------------|-----------------|-----------------------------|---------------------------|-------------------|--------------------------------------|--|---|--|-------------------|------------------|----------------------------------|---------|----------------|--------------------|-------------------|----------------------|-----------------------|---------------------|-----------------|-----------------------|------------------------------------|--------------------------------------|-------------------------------------|--|--|---------------------------------------|-----------------------|-----------------------|----------------------|--------------------|------------------|------------------|------------|---------|---|
| | Reporting organisation | Other IATI identifier | Activity title | Activity description | Activity status | Activity dates (start date) | Activity dates (end date) | Activity contacts | Participating organisation (funding) | Participating organisation (extending) | Participating organisation (implementing) | Participating organisation (accountable) | Recipient country | Recipient region | Sub-national geographic location | Sectors | Policy markers | Collaboration type | Default flow type | Default finance type | Default aid type | Default tied status | Activity budget | Planned disbursements | Financial transaction (commitment) | Financial transaction (disbursement) | Financial transaction (expenditure) | Financial transaction (incoming funds) | Financial transaction (loan repayment) | Financial transaction (reimbursement) | Provider organisation | Receiver organisation | Disbursement channel | Activity documents | Activity website | Related activity | Conditions | Results | |
| Rainforest Foundation UK | ● | ○ | ● | ● | ● | ● | ○ | ● | ○ | ● | ○ | ● | ● | ○ | ● | ○ | ○ | ○ | ○ | ○ | ○ | ● | ● | ○ | ● | ● | ● | ○ | ○ | ● | ● | ○ | ○ | ● | ○ | ○ | ○ | ○ | ○ |
| Relief International UK | ● | ○ | ● | ● | ● | ● | ○ | ● | ○ | ● | ● | ● | ○ | ○ | ○ | ● | ○ | ○ | ○ | ○ | ○ | ● | ● | ● | ○ | ● | ● | ○ | ○ | ● | ● | ○ | ○ | ● | ○ | ○ | ○ | ○ | ○ |
| Resource Extraction Monitoring | ● | ○ | ● | ● | ● | ● | ● | ● | ○ | ● | ○ | ● | ○ | ○ | ○ | ● | ○ | ○ | ○ | ○ | ○ | ● | ● | ○ | ○ | ○ | ○ | ○ | ○ | ○ | ○ | ○ | ○ | ○ | ○ | ○ | ○ | ○ | ○ |
| Restless Development | ● | ● | ● | ● | ● | ● | ● | ● | ○ | ● | ○ | ● | ○ | ○ | ○ | ● | ○ | ○ | ○ | ○ | ○ | ● | ○ | ○ | ○ | ○ | ○ | ○ | ○ | ○ | ○ | ○ | ○ | ○ | ○ | ○ | ○ | ○ | ○ |
| RSPB | ● | ○ | ● | ○ | ● | ● | ○ | ○ | ○ | ○ | ○ | ○ | ○ | ○ | ○ | ○ | ○ | ○ | ○ | ○ | ○ | ○ | ○ | ○ | ○ | ○ | ○ | ○ | ○ | ○ | ○ | ○ | ○ | ○ | ○ | ○ | ○ | ○ | ○ |
| Samaritan's Purse UK | ● | ○ | ● | ● | ● | ● | ● | ● | ○ | ○ | ○ | ○ | ○ | ○ | ○ | ○ | ○ | ○ | ○ | ○ | ○ | ○ | ○ | ○ | ○ | ○ | ○ | ○ | ○ | ○ | ○ | ○ | ○ | ○ | ○ | ○ | ○ | ○ | ○ |
| Save the Children UK | ● | ○ | ● | ● | ● | ● | ● | ● | ○ | ○ | ○ | ○ | ○ | ○ | ○ | ○ | ○ | ○ | ○ | ○ | ○ | ○ | ○ | ○ | ○ | ○ | ○ | ○ | ○ | ○ | ○ | ○ | ○ | ○ | ○ | ○ | ○ | ○ | ○ |
| Scottish Catholic International Aid Fund (SCIAF) | ● | ● | ● | ● | ● | ○ | ○ | ○ | ○ | ○ | ○ | ○ | ○ | ○ | ○ | ○ | ○ | ○ | ○ | ○ | ○ | ○ | ○ | ○ | ○ | ○ | ○ | ○ | ○ | ○ | ○ | ○ | ○ | ○ | ○ | ○ | ○ | ○ | ○ |
| Self Help Africa | ● | ○ | ● | ● | ● | ● | ○ | ○ | ○ | ○ | ○ | ○ | ○ | ○ | ○ | ○ | ○ | ○ | ○ | ○ | ○ | ○ | ○ | ○ | ○ | ○ | ○ | ○ | ○ | ○ | ○ | ○ | ○ | ○ | ○ | ○ | ○ | ○ | ○ |
| Send a Cow | ● | ○ | ● | ● | ● | ○ | ○ | ○ | ○ | ○ | ○ | ○ | ○ | ○ | ○ | ○ | ○ | ○ | ○ | ○ | ○ | ○ | ○ | ○ | ○ | ○ | ○ | ○ | ○ | ○ | ○ | ○ | ○ | ○ | ○ | ○ | ○ | ○ | ○ |
| Sense International | ● | ○ | ● | ● | ● | ● | ● | ○ | ○ | ○ | ○ | ○ | ○ | ○ | ○ | ○ | ○ | ○ | ○ | ○ | ○ | ○ | ○ | ○ | ○ | ○ | ○ | ○ | ○ | ○ | ○ | ○ | ○ | ○ | ○ | ○ | ○ | ○ | ○ |
| Sightsavers | ● | ● | ● | ● | ● | ● | ● | ○ | ○ | ○ | ○ | ○ | ○ | ○ | ○ | ○ | ○ | ○ | ○ | ○ | ○ | ○ | ○ | ○ | ○ | ○ | ○ | ○ | ○ | ○ | ○ | ○ | ○ | ○ | ○ | ○ | ○ | ○ | ○ |
| SOS Sahel International UK | ● | ○ | ● | ● | ● | ● | ○ | ○ | ○ | ○ | ○ | ○ | ○ | ○ | ○ | ○ | ○ | ○ | ○ | ○ | ○ | ○ | ○ | ○ | ○ | ○ | ○ | ○ | ○ | ○ | ○ | ○ | ○ | ○ | ○ | ○ | ○ | ○ | ○ |
| Spain | ● | ● | ● | ● | ● | ● | ○ | ○ | ○ | ○ | ○ | ○ | ○ | ○ | ○ | ○ | ○ | ○ | ○ | ○ | ○ | ○ | ○ | ○ | ○ | ○ | ○ | ○ | ○ | ○ | ○ | ○ | ○ | ○ | ○ | ○ | ○ | ○ | ○ |
| SPARK | ● | ● | ● | ● | ● | ● | ○ | ○ | ○ | ○ | ○ | ○ | ○ | ○ | ○ | ○ | ○ | ○ | ○ | ○ | ○ | ○ | ○ | ○ | ○ | ○ | ○ | ○ | ○ | ○ | ○ | ○ | ○ | ○ | ○ | ○ | ○ | ○ | ○ |
| Survivors Fund (SURF) | ● | ○ | ● | ● | ● | ○ | ○ | ○ | ○ | ○ | ○ | ○ | ○ | ○ | ○ | ○ | ○ | ○ | ○ | ○ | ○ | ○ | ○ | ○ | ○ | ○ | ○ | ○ | ○ | ○ | ○ | ○ | ○ | ○ | ○ | ○ | ○ | ○ | ○ |
| Sweden | ● | ○ | ● | ● | ● | ● | ● | ○ | ○ | ○ | ○ | ○ | ○ | ○ | ○ | ○ | ○ | ○ | ○ | ○ | ○ | ○ | ○ | ○ | ○ | ○ | ○ | ○ | ○ | ○ | ○ | ○ | ○ | ○ | ○ | ○ | ○ | ○ | ○ |
| TB Alert | ● | ○ | ● | ● | ● | ● | ○ | ○ | ○ | ○ | ○ | ○ | ○ | ○ | ○ | ○ | ○ | ○ | ○ | ○ | ○ | ○ | ○ | ○ | ○ | ○ | ○ | ○ | ○ | ○ | ○ | ○ | ○ | ○ | ○ | ○ | ○ | ○ | ○ |
| Tearfund | ● | ○ | ● | ● | ● | ● | ○ | ○ | ○ | ○ | ○ | ○ | ○ | ○ | ○ | ○ | ○ | ○ | ○ | ○ | ○ | ○ | ○ | ○ | ○ | ○ | ○ | ○ | ○ | ○ | ○ | ○ | ○ | ○ | ○ | ○ | ○ | ○ | ○ |
| The Asia Foundation | ● | ○ | ● | ● | ● | ● | ○ | ○ | ○ | ○ | ○ | ○ | ○ | ○ | ○ | ○ | ○ | ○ | ○ | ○ | ○ | ○ | ○ | ○ | ○ | ○ | ○ | ○ | ○ | ○ | ○ | ○ | ○ | ○ | ○ | ○ | ○ | ○ | ○ |
| The International Children's Trust | ● | ○ | ● | ● | ● | ● | ○ | ○ | ○ | ○ | ○ | ○ | ○ | ○ | ○ | ○ | ○ | ○ | ○ | ○ | ○ | ○ | ○ | ○ | ○ | ○ | ○ | ○ | ○ | ○ | ○ | ○ | ○ | ○ | ○ | ○ | ○ | ○ | ○ |
| Traidcraft Exchange | ● | ○ | ● | ● | ● | ● | ○ | ○ | ○ | ○ | ○ | ○ | ○ | ○ | ○ | ○ | ○ | ○ | ○ | ○ | ○ | ○ | ○ | ○ | ○ | ○ | ○ | ○ | ○ | ○ | ○ | ○ | ○ | ○ | ○ | ○ | ○ | ○ | ○ |

| | Identification | | Basic activity information | | | | | | | | | Geopolitical information | | Classifications | | | | | Financial | | Financial transaction | | | | | | | Related documents | | | Performance | | | | | | | | | |
|--|------------------------|-----------------------|----------------------------|----------------------|-----------------|-----------------------------|---------------------------|-------------------|--------------------------------------|--|---|--|-------------------|------------------|----------------------------------|---------|----------------|--------------------|-------------------|----------------------|-----------------------|---------------------|-----------------|-----------------------|------------------------------------|--------------------------------------|-------------------------------------|--|--|---------------------------------------|-----------------------|-----------------------|----------------------|--------------------|------------------|------------------|------------|---------|---|---|
| | Reporting organisation | Other IATI identifier | Activity title | Activity description | Activity status | Activity dates (start date) | Activity dates (end date) | Activity contacts | Participating organisation (funding) | Participating organisation (extending) | Participating organisation (implementing) | Participating organisation (accountable) | Recipient country | Recipient region | Sub-national geographic location | Sectors | Policy markers | Collaboration type | Default flow type | Default finance type | Default aid type | Default tied status | Activity budget | Planned disbursements | Financial transaction (commitment) | Financial transaction (disbursement) | Financial transaction (expenditure) | Financial transaction (incoming funds) | Financial transaction (loan repayment) | Financial transaction (reimbursement) | Provider organisation | Receiver organisation | Disbursement channel | Activity documents | Activity website | Related activity | Conditions | Results | | |
| Transparency International Secretariat | ● | ○ | ● | ● | ● | ● | ● | ● | ○ | ○ | ○ | ○ | ● | ○ | ○ | ● | ○ | ○ | ○ | ○ | ○ | ● | ○ | ○ | ○ | ● | ● | ○ | ○ | ○ | ○ | ○ | ○ | ○ | ○ | ○ | ○ | ○ | ○ | |
| Twin | ● | ○ | ● | ● | ● | ● | ○ | ● | ○ | ● | ○ | ● | ○ | ○ | ○ | ● | ○ | ○ | ○ | ○ | ○ | ● | ● | ● | ● | ○ | ○ | ○ | ○ | ○ | ○ | ○ | ○ | ○ | ○ | ○ | ○ | ○ | ○ | ○ |
| UK DECC | ● | ○ | ● | ● | ● | ● | ○ | ● | ○ | ○ | ● | ● | ○ | ○ | ○ | ● | ○ | ○ | ○ | ○ | ○ | ● | ● | ○ | ○ | ○ | ○ | ○ | ○ | ○ | ○ | ○ | ○ | ○ | ○ | ○ | ○ | ○ | ○ | ○ |
| UK DFID | ● | ● | ● | ● | ● | ● | ● | ● | ● | ● | ○ | ● | ○ | ○ | ○ | ● | ○ | ○ | ○ | ○ | ○ | ● | ● | ○ | ○ | ○ | ○ | ○ | ○ | ○ | ○ | ○ | ○ | ○ | ○ | ○ | ○ | ○ | ○ | ○ |
| UN Women | ● | ○ | ● | ● | ● | ● | ○ | ○ | ○ | ○ | ○ | ○ | ○ | ○ | ○ | ○ | ○ | ○ | ○ | ○ | ○ | ○ | ○ | ○ | ○ | ○ | ○ | ○ | ○ | ○ | ○ | ○ | ○ | ○ | ○ | ○ | ○ | ○ | ○ | |
| UNCDF | ● | ○ | ● | ○ | ● | ● | ○ | ○ | ○ | ○ | ○ | ○ | ○ | ○ | ○ | ○ | ○ | ○ | ○ | ○ | ○ | ○ | ○ | ○ | ○ | ○ | ○ | ○ | ○ | ○ | ○ | ○ | ○ | ○ | ○ | ○ | ○ | ○ | ○ | |
| UNDP | ● | ○ | ● | ● | ○ | ● | ● | ○ | ○ | ○ | ○ | ○ | ○ | ○ | ○ | ○ | ○ | ○ | ○ | ○ | ○ | ○ | ○ | ○ | ○ | ○ | ○ | ○ | ○ | ○ | ○ | ○ | ○ | ○ | ○ | ○ | ○ | ○ | ○ | |
| UN-Habitat | ● | ○ | ● | ● | ● | ● | ○ | ○ | ○ | ○ | ○ | ○ | ○ | ○ | ○ | ○ | ○ | ○ | ○ | ○ | ○ | ○ | ○ | ○ | ○ | ○ | ○ | ○ | ○ | ○ | ○ | ○ | ○ | ○ | ○ | ○ | ○ | ○ | ○ | |
| United States | ● | ○ | ● | ● | ● | ● | ○ | ○ | ○ | ○ | ○ | ○ | ○ | ○ | ○ | ○ | ○ | ○ | ○ | ○ | ○ | ○ | ○ | ○ | ○ | ○ | ○ | ○ | ○ | ○ | ○ | ○ | ○ | ○ | ○ | ○ | ○ | ○ | ○ | |
| UNOPS | ● | ○ | ● | ● | ● | ● | ○ | ○ | ○ | ○ | ○ | ○ | ○ | ○ | ○ | ○ | ○ | ○ | ○ | ○ | ○ | ○ | ○ | ○ | ○ | ○ | ○ | ○ | ○ | ○ | ○ | ○ | ○ | ○ | ○ | ○ | ○ | ○ | ○ | |
| Vision for a Nation Foundation | ○ | ○ | ○ | ○ | ○ | ○ | ○ | ○ | ○ | ○ | ○ | ○ | ○ | ○ | ○ | ○ | ○ | ○ | ○ | ○ | ○ | ○ | ○ | ○ | ○ | ○ | ○ | ○ | ○ | ○ | ○ | ○ | ○ | ○ | ○ | ○ | ○ | ○ | ○ | |
| Voluntary Service Overseas (VSO) | ● | ○ | ● | ○ | ● | ● | ○ | ○ | ○ | ○ | ○ | ○ | ○ | ○ | ○ | ○ | ○ | ○ | ○ | ○ | ○ | ○ | ○ | ○ | ○ | ○ | ○ | ○ | ○ | ○ | ○ | ○ | ○ | ○ | ○ | ○ | ○ | ○ | ○ | |
| War on Want | ● | ○ | ● | ● | ● | ● | ○ | ○ | ○ | ○ | ○ | ○ | ○ | ○ | ○ | ○ | ○ | ○ | ○ | ○ | ○ | ○ | ○ | ○ | ○ | ○ | ○ | ○ | ○ | ○ | ○ | ○ | ○ | ○ | ○ | ○ | ○ | ○ | ○ | ○ |
| Water & Sanitation for the Urban Poor (WSUP) | ● | ○ | ● | ● | ● | ● | ○ | ○ | ○ | ○ | ○ | ○ | ○ | ○ | ○ | ○ | ○ | ○ | ○ | ○ | ○ | ○ | ○ | ○ | ○ | ○ | ○ | ○ | ○ | ○ | ○ | ○ | ○ | ○ | ○ | ○ | ○ | ○ | ○ | |
| WaterAid | ● | ○ | ● | ● | ● | ○ | ○ | ○ | ○ | ○ | ○ | ○ | ○ | ○ | ○ | ○ | ○ | ○ | ○ | ○ | ○ | ○ | ○ | ○ | ○ | ○ | ○ | ○ | ○ | ○ | ○ | ○ | ○ | ○ | ○ | ○ | ○ | ○ | ○ | |
| Womankind Worldwide | ● | ○ | ● | ● | ● | ● | ○ | ○ | ○ | ○ | ○ | ○ | ○ | ○ | ○ | ○ | ○ | ○ | ○ | ○ | ○ | ○ | ○ | ○ | ○ | ○ | ○ | ○ | ○ | ○ | ○ | ○ | ○ | ○ | ○ | ○ | ○ | ○ | ○ | |
| World Bank | ● | ○ | ● | ● | ● | ● | ○ | ○ | ○ | ○ | ○ | ○ | ○ | ○ | ○ | ○ | ○ | ○ | ○ | ○ | ○ | ○ | ○ | ○ | ○ | ○ | ○ | ○ | ○ | ○ | ○ | ○ | ○ | ○ | ○ | ○ | ○ | ○ | ○ | |
| World Vision UK | ● | ○ | ● | ● | ● | ● | ○ | ○ | ○ | ○ | ○ | ○ | ○ | ○ | ○ | ○ | ○ | ○ | ○ | ○ | ○ | ○ | ○ | ○ | ○ | ○ | ○ | ○ | ○ | ○ | ○ | ○ | ○ | ○ | ○ | ○ | ○ | ○ | ○ | |
| WWF Pakistan | ● | ○ | ● | ● | ● | ● | ○ | ○ | ○ | ○ | ○ | ○ | ○ | ○ | ○ | ○ | ○ | ○ | ○ | ○ | ○ | ○ | ○ | ○ | ○ | ○ | ○ | ○ | ○ | ○ | ○ | ○ | ○ | ○ | ○ | ○ | ○ | ○ | ○ | |
| WWF-UK | ● | ○ | ● | ● | ● | ● | ○ | ○ | ○ | ○ | ○ | ○ | ○ | ○ | ○ | ○ | ○ | ○ | ○ | ○ | ○ | ○ | ○ | ○ | ○ | ○ | ○ | ○ | ○ | ○ | ○ | ○ | ○ | ○ | ○ | ○ | ○ | ○ | ○ | |
| Y Care International | ● | ○ | ○ | ○ | ○ | ○ | ○ | ○ | ○ | ○ | ○ | ○ | ○ | ○ | ○ | ○ | ○ | ○ | ○ | ○ | ○ | ○ | ○ | ○ | ○ | ○ | ○ | ○ | ○ | ○ | ○ | ○ | ○ | ○ | ○ | ○ | ○ | ○ | ○ | |
| Young Innovations Pvt. Ltd | ● | ○ | ● | ● | ● | ● | ○ | ○ | ○ | ○ | ○ | ○ | ○ | ○ | ○ | ○ | ○ | ○ | ○ | ○ | ○ | ○ | ○ | ○ | ○ | ○ | ○ | ○ | ○ | ○ | ○ | ○ | ○ | ○ | ○ | ○ | ○ | ○ | ○ | |

Future plans for IATI

The International Aid Transparency Initiative (IATI) is not just about making a data standard available, getting organisations and countries to publish their aid information, and stopping there. It is about continuous improvement in the practical and pragmatic ways in which we support the development transparency agenda.

In the coming year, IATI will continue to support implementation and development of the Standard and help endorsees to build on the efforts undertaken in 2012. In addition to this foundation level of support, in 2013 IATI will focus on:



Section 3 IATI and signatories

Signatory progress to date

All aid providers are invited to become IATI signatories. This includes official donors, philanthropic foundations and non-governmental organisations. There are currently 37 IATI signatories.

By becoming an IATI signatory, this not only means endorsing the Framework for Implementation and committing to a timetable for implementation, but also gaining a say in IATI governance. This

entitles the signatory to be part of the decision making process, shaping the Standard for the future and having a say in how it is managed and measured.

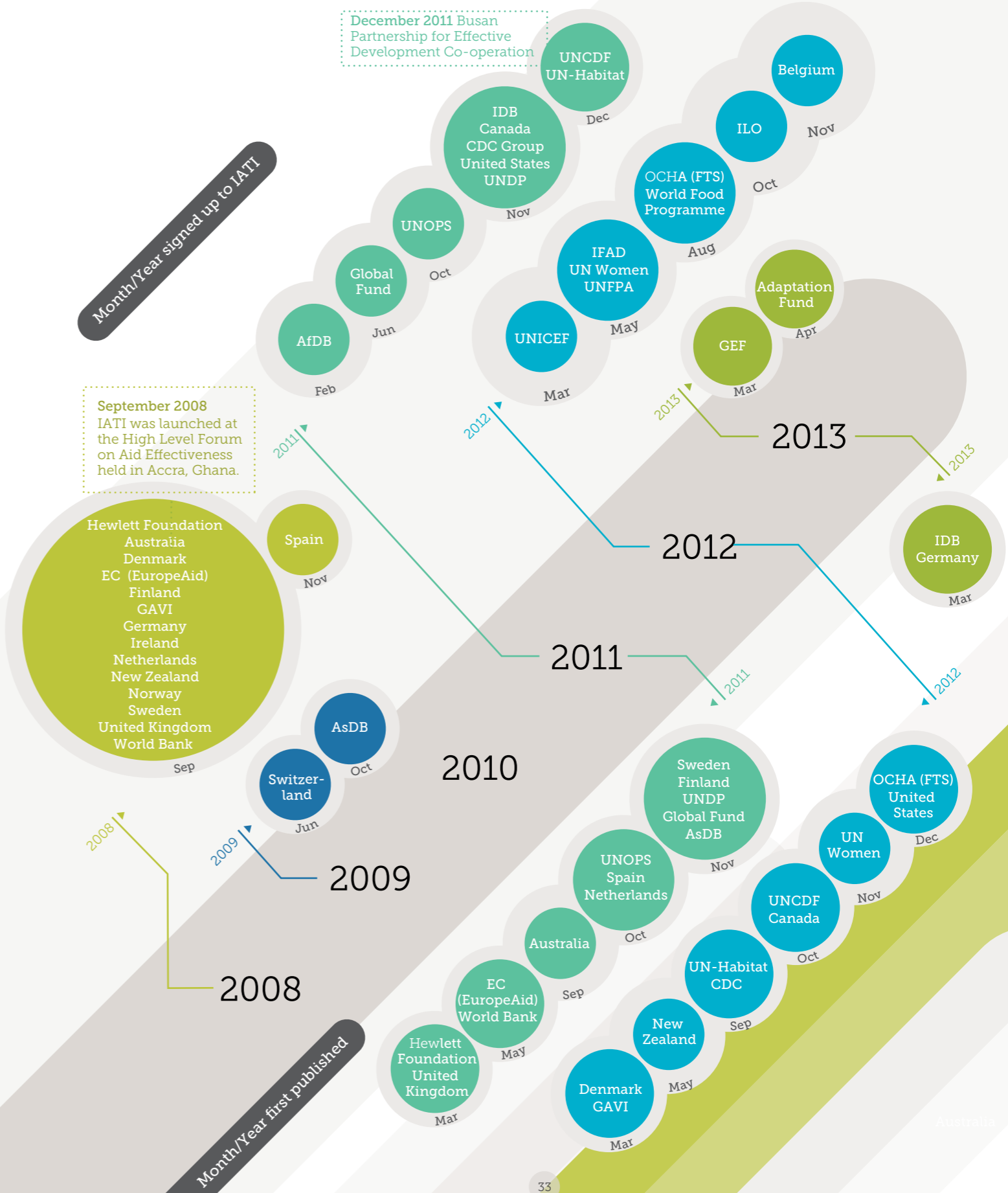
It is also a public statement of commitment to lead on aid transparency (some examples below).

“ ” We are committed to increasing the level of transparency and accountability in our work and living up to the IATI principles set out in the Accra Statement and the Framework for Implementation. On our public website unops.org, we are already publishing details of the 1,000 projects that we are implementing, along with their budgets and spending. We are determined to go further, and by adopting the IATI standards we hope to make this information even more accessible.

UNOPS

“ ” Knowing which resources are being targeted at projects and by who is crucial to the efficient use of development aid. Making information about aid spending easier to access, understand and use also means that EU taxpayers and citizens in poor countries can more easily hold the European Commission, EU donors and recipient governments to account for using aid money wisely. The European Commission and the EU Member States are committed to achieving transparent EU aid through the International Aid Transparency Initiative (IATI) and the EU Transparency Guarantee.

European Commission



Individual signatory progress

To meet IATI signatory progress monitoring requirements, the IATI Technical Advisory Group (TAG) Secretariat developed a simple template with two parts:

1. A narrative page giving the signatory the opportunity to include a statement about their commitment to IATI and transparency, as well as space to highlight implementation schedule achievements and future commitments. This section is text only to enable the signatory to put their plans into context as needed.
2. A table listing elements of the standard with a column listing calculations of periods or percentages of activities for which key attributes are published, stated commitments in the signatory's implementation schedule and space for publisher comment if needed.


At the start of this section there is a summary table of the periodicity and percentage calculations. Following this, there are summary progress pages for each signatory, listed in alphabetical order.

Please note that as the Global Environment Facility and Adaptation Fund became signatories of IATI just prior to publication of the report, they do not have progress pages included in this report.

Download the data

If you are interested in downloading the periodicity/percentages for each signatory, the IATI TAG Secretariat has made this available for you in CSV format.

You will find an explanation of the methodology for the calculations in the annex of this report.



Summary of signatory progress

| Methodology Id (see Annex) | Total number of activities | Timeliness of transaction data | Frequency of updates | Activity planning | Transaction alignment with recipient financial year | Budget alignment with recipient Financial year | Unique identifier | Use of recipient language | Start date | End date | Implementing organisation | Sub-national geography (location) | Sub-national geography (geocoding) | CRS sector | Economic classification | Link to recipient budget classification | Commitments | Disbursements and expenditure | Traceable income and disbursements | Activity documents | Text of conditions | Results data | Results data (structured) |
|--|----------------------------|--------------------------------|----------------------|-------------------|---|--|-------------------|---------------------------|------------|----------|---------------------------|-----------------------------------|------------------------------------|------------|-------------------------|---|-------------|-------------------------------|------------------------------------|--------------------|--------------------|--------------|---------------------------|
| | | 1.1 | 1.2 | 1.3 | 1.4 | 1.5 | 2.1 | 2.2 | 2.3 | 2.4 | 2.5 | 3.1 | 3.2 | 3.3 | 4.1 | 4.2 | 5.1 | 5.2 | 5.3 | 6.1 | 6.2 | 6.3 | 6.4 |
| Signatories | 113449 | | | | | | 99 | 1 | 84 | 80 | 63 | 16 | 1 | 88 | | | 49 | 78 | | 21 | 1 | 16 | 16 |
| Other | 10533 | | | | | | 100 | 0 | 99 | 78 | 84 | 1 | 0 | 13 | | | 15 | 94 | | 58 | 0 | 0 | 0 |
| All | 123982 | | | | | | 99 | 1 | 85 | 80 | 65 | 15 | 1 | 81 | | | 46 | 79 | | 24 | 1 | 15 | 15 |
| Asian Development Bank | 1641 | Quarterly | Monthly | 0 | Monthly | unknown | 64 | 0 | 58 | 58 | 0 | 0 | 0 | 61 | | | 58 | 61 | 0 | 100 | 0 | 0 | 0 |
| Australia | 484 | Beyond one year | Six-monthly | 0 | Annually | unknown | 100 | 0 | 100 | 100 | 0 | 0 | 0 | 0 | | | 0 | 97 | 0 | 0 | 0 | 0 | 0 |
| Canada | 2810 | Six-monthly | Quarterly | 0 | Monthly | unknown | 100 | 29 | 100 | 100 | 100 | 0 | 0 | 100 | | | 100 | 0 | 0 | 0 | 0 | 48 | 48 |
| CDC | 321 | Can not calculate | Annually | 0 | Annually | unknown | 100 | 0 | 0 | 0 | 0 | 0 | 0 | 95 | | | 0 | 95 | 0 | 0 | 0 | 0 | 0 |
| Danida - Danish Ministry of Foreign Affairs | 2596 | Can not calculate | Monthly | 0 | Annually | unknown | 100 | 0 | 100 | 100 | 93 | 0 | 0 | 0 | | | 100 | 100 | 0 | 0 | 0 | 0 | 0 |
| EC (EuropeAid) | 5978 | Monthly | Monthly | 70 | Monthly | Greater than one year | 100 | 0 | 99 | 99 | 0 | 0 | 0 | 100 | | | 100 | 93 | 0 | 2 | 0 | 0 | 0 |
| Finland | 2752 | Beyond one year | Can not calculate | 0 | Annually | unknown | 98 | 0 | 93 | 93 | 92 | 25 | 0 | 98 | | | 87 | 80 | 0 | 0 | 0 | 0 | 0 |
| GAVI | 1623 | Six-monthly | Monthly | 0 | Annually | unknown | 100 | 0 | 100 | 100 | 0 | 0 | 0 | 100 | | | 91 | 84 | 0 | 0 | 0 | 0 | 0 |
| German Ministry for Economic Cooperation and Development | 1676 | Can not calculate | Monthly | 0 | Annually | unknown | 100 | 13 | 100 | 12 | 0 | 0 | 0 | 100 | | | 0 | 100 | 0 | 0 | 0 | 0 | 0 |
| Global Fund | 990 | Six-monthly | Monthly | 24 | Monthly | unknown | 100 | 0 | 100 | 17 | 95 | 0 | 0 | 0 | | | 100 | 91 | 0 | 100 | 0 | 86 | 86 |

Figures correct as at 2 April 2013. Percentages unless other wise stated.

| | Total number of activities | Timeliness of transaction data | Frequency of updates | Activity planning | Transaction alignment with recipient financial year | Budget alignment with recipient Financial year | Unique identifier | Use of recipient language | Start date | End date | Implementing organisation | Sub-national geography (location) | Sub-national geography (geocoding) | CRS sector | Economic classification | Link to recipient budget classification | Commitments | Disbursements and expenditure | Traceable income and disbursements | Activity documents | Text of conditions | Results data | Results data (structured) |
|---------------------------------|----------------------------|--------------------------------|----------------------|-------------------|---|--|-------------------|---------------------------|------------|----------|---------------------------|-----------------------------------|------------------------------------|------------|-------------------------|---|-------------|-------------------------------|------------------------------------|--------------------|--------------------|--------------|---------------------------|
| Hewlett | 936 | Can not calculate | Monthly | 0 | Annually | unknown | 100 | 0 | 100 | 100 | 100 | 0 | 0 | 0 | | 0 | 0 | 0 | 95 | 0 | 0 | 0 | |
| Inter-American Development Bank | 1525 | Six-monthly | Monthly | 0 | Monthly | unknown | 100 | 0 | 71 | 96 | 88 | 0 | 0 | 95 | | 98 | 90 | 0 | 100 | 100 | 0 | 0 | |
| Netherlands | 3499 | Monthly | Monthly | 0 | Monthly | unknown | 100 | 0 | 100 | 100 | 100 | 0 | 0 | 100 | | 100 | 98 | 100 | 0 | 0 | 0 | 0 | |
| OCHA Financial Tracking Service | 8295 | Monthly | Monthly | 31 | Monthly | annual | 100 | 0 | 100 | 68 | 100 | 0 | 0 | 100 | | 36 | 24 | 100 | 0 | 0 | 0 | 0 | |
| Spain | 16392 | Can not calculate | Can not calculate | 0 | Annually | unknown | 100 | 0 | 100 | 100 | 100 | 100 | 0 | 100 | | 100 | 99 | 100 | 0 | 0 | 100 | 100 | |
| Sweden | 19600 | Six-monthly | Monthly | 0 | Annually | annual | 98 | 0 | 98 | 98 | 97 | 0 | 0 | 98 | | 0 | 89 | 0 | 18 | 0 | 0 | 0 | |
| United Kingdom DFID | 7576 | Monthly | Monthly | 70 | Monthly | annual | 100 | 0 | 100 | 100 | 92 | 0 | 0 | 99 | | 97 | 87 | 51 | 0 | 0 | 0 | 0 | |
| UNCDF | 181 | Can not calculate | Six-monthly | 0 | Annually | unknown | 100 | 0 | 99 | 99 | 0 | 0 | 0 | 0 | | 0 | 100 | 0 | 0 | 0 | 0 | 0 | |
| UN-Habitat | 115 | Six-monthly | Six-monthly | 0 | Annually | Greater than one year | 99 | 0 | 99 | 99 | 25 | 0 | 0 | 95 | | 1 | 95 | 0 | 100 | 0 | 0 | 0 | |
| UNDP | 15744 | Beyond one year | Monthly | 0 | Annually | unknown | 100 | 0 | 0 | 0 | 0 | 0 | 0 | 54 | | 0 | 100 | 0 | 54 | 0 | 0 | 0 | |
| UNOPS | 856 | Beyond one year | Monthly | 0 | Monthly | unknown | 100 | 0 | 100 | 100 | 100 | 100 | 88 | 100 | | 100 | 100 | 0 | 100 | 0 | 0 | 0 | |
| UN Women | 53 | Can not calculate | Monthly | 0 | Annually | unknown | 100 | 0 | 100 | 100 | 0 | 0 | 0 | 0 | | 0 | 0 | 0 | 0 | 0 | 0 | 0 | |
| United States | 12491 | Annually | Monthly | 0 | Annually | unknown | 98 | 0 | 98 | 98 | 0 | 0 | 0 | 98 | | 42 | 55 | 0 | 0 | 0 | 0 | 0 | |
| World Bank | 5315 | Annually | Monthly | 0 | Monthly | unknown | 100 | 0 | 100 | 100 | 100 | 0 | 0 | 100 | | 14 | 34 | 100 | 100 | 0 | 0 | 0 | |

Figures correct as at 2 April 2013. Percentages unless otherwise stated.

African Development Bank

Signatory Progress Summary

First signed up to IATI
[April 2011](#)

Frequency of publication
[Plan to publish quarterly](#)

First published activity files
[Plan to publish in June 2013](#)

First published organisation files
[Plan to publish in June 2013](#)

The African Development Bank is a multilateral finance institution that promotes economic development and social progress in the region. It is yet to publish to IATI but has committed to publishing in June 2013 according to its common standard implementation schedule.

The African Development Bank (AfDB)'s new Disclosure and Access to Information (DAI) Policy, which is intended to enlarge public access to information, entered into effect on February 3, 2013. The policy is a reaffirmation of the Bank Group's commitment to carry out its development activities in an open and transparent manner.

The AfDB sees IATI as a strategic initiative to further improve its transparency and accountability, in line with its new disclosure and access to information policy.

Delivery against what African Development Bank stated in its Implementation Schedule:

AfDB published its first implementation schedule in December 2012. A refined version will be made available in April 2013. The initial publication of an IATI file is scheduled for June 2013. It will include data on projects signed in 2010 and 2011, with the lowest possible granularity for information on activities (e.g. geocoded information). Efforts to publish the first IATI file are cross organisational with overall coordination by the team managing the implementation of the DAI.

The Bank intends to publish another set of data by December 31, 2013 which will cover projects signed before 2010. As of today, reporting according to IATI standards is manual or semi-automated. It is managed with no extra investment. The working group is analysing the gaps and exploring options for automation and related additional funding that will be required to fully institutionalize the process.

The quality of data depends on initial quality in source systems and databases. A significant effort is planned, as part of the on-going SAP upgrade and through the introduction of new reporting tools, to enhance the quality of project data in the coming year. The IATI process will also include quality checks once automated.

Publication of key attributes

Intended level of publication key attributes as stated in African Development Bank's implementation schedule; last updated March 2013

| Attribute | Implementation schedule commitment | Publisher comment |
|---|------------------------------------|--|
| Timeliness of transaction data | Compliant by June 2013 | |
| Frequency of updates | Compliant by 2014 | |
| Activity forward planning | Partially compliant by end 2013 | For each activities, disbursement schedule is available in each appraisal report. Reporting in machine readable format (as links). |
| Transaction alignment with recipient financial year | Compliant by June 2013 | |
| Budget alignment with recipient financial year | Not applicable | |
| Unique identifier | Compliant by June 2013 | |
| Use of recipient language | EN & FR compliant by June 2013 | |
| Start date | Compliant by June 2013 | |
| End date | Compliant by June 2013 | |
| Implementing organisation | Compliant by June 2013 | |
| Geography | Compliant by June 2013 | |
| CRS Sector | Compliant by June 2013 | |
| Commitments | Compliant by June 2013 | |
| Disbursements and Expenditure | Compliant by June 2013 | |
| Traceable Income and Disbursements | Compliant by June 2013 | |
| Activity documents | Partially compliant by end 2013 | |
| Text of conditions | Partially compliant by end 2013 | |
| Results | Future publication | |

Asian Development Bank

Signatory Progress Summary

First signed up to IATI
February 2011

Frequency of publication
Biannually to Quarterly

First published activity files
November 2011

First published organisation files
November 2011

The Asian Development Bank is a multilateral finance institution that promotes economic and social progress in Asia and the Pacific, working to free the region from poverty. It currently publishes 1637 activities and one organisation file to IATI.

The Asian Development Bank (AsDB) recognizes that transparency not only enhances development effectiveness, but also increases public trust and support of member governments in the institution. AsDB is a signatory of IATI and the Busan Partnership for Effective Development Cooperation. The AsDB in May 2011 posted version 1.0 of its IATI Implementation Schedule on the IATI website, and in August 2012 posted the updated schedule. The AsDB made the initial release of aid data in November 2011 through the IATI central registry, which was followed by an update in March 2012, in September 2012, and in February 2013. The AsDB published the common standard implementation schedules in December 2012, with the aim of implementing it fully by December 2015, in line with the Busan transparency commitment.

The principles of transparency and accountability under the 2005 Paris Declaration are embodied in AsDB's longterm strategic framework. The AsDB's public communications policy (PCP) guides AsDB's work on transparency and disclosure. AsDB's Accountability

Mechanism provides a forum where people adversely affected by AsDB-assisted projects can voice and seek solutions to their problems and report alleged noncompliance of AsDB's operational policies and procedures. The AsDB recognizes that participation or the processes through which stakeholders influence or contribute to designing, implementing, and monitoring an AsDB-assisted operation promote accountability and transparency and updated the AsDB's Guide to Participation.

Under the PCP, AsDB's website continues to be the primary vehicle for it to disclose information proactively about its work and opinions to stakeholders and the public. The AsDB revamped its website in 2012 and sharpened its focus on AsDB's work in developing member countries. The revamp included an improved user interface, an optimized search function, and the translation of project data sheets into relevant national languages for better understanding of AsDB projects by in-country stakeholders. In 2012, AsDB posted over 4,200 documents and reports on the site, and the translation of documents into various languages increased by 12% compared to the previous year.

Delivery against what Asian Development Bank stated in its Implementation Schedule:

The Asian Development Bank (AsDB) is working on geo-coding the projects in the portfolio and pipeline. This work, when completed, will enable AsDB to publish sub-national geographical locations of its projects.

The AsDB is developing new pages on its website that will allow easier access to results data at the corporate, country, and project levels from January 2013.

Publication of key attributes

Publication of key attributes (by periodicity or percentage of activities for which published as at 2 April 2013) compared to the intended level of publication (as stated in Asian Development Bank's implementation schedule; last updated August 2012) and including publisher comments where appropriate:

| Attribute | Period or percentage of activities | Implementation schedule commitment | Publisher Comment |
|---|------------------------------------|--|--|
| Timeliness of transaction data | Quarterly | Semi-annually, August 2012 | |
| Frequency of updates | Monthly | Semi-annually, August 2012 | |
| Activity forward planning | 0 | Unable to publish | Activity budget is not applicable to the organisation (unable to publish) and that planned disbursement may be provided only in graph format (under consideration). |
| Transaction alignment with recipient financial year | Monthly | Not applicable (or not presented in the implementation schedule) | |
| Budget alignment with recipient financial year | not known | Not applicable (or not presented in the implementation schedule) | |
| Unique identifier | 61 | Fully compliant August 2012 | We believe this should be 100% published. |
| Use of recipient language | 0 | Not applicable | |
| Start date | 55 | Fully compliant August 2012 | We believe this should be 100% published. |
| End date | 55 | Fully compliant August 2012 | We believe planned end date should be 100% published. |
| Implementing organisation | 0 | Not applicable | Not applicable to multilateral financial institutions. |
| Geography | 0 | Future publication | |
| CRS Sector | 60 | Fully compliant August 2012 | Fully compliant August 2012 |
| Commitments | 55 | Fully compliant August 2012 | We believe this should be 100% published. |
| Disbursements and Expenditure | 58 | Fully compliant August 2012 | We believe this should be 100% published. |
| Traceable Income and Disbursements | 0 | Not requested by schedule | Not applicable |
| Activity documents | 100 | Fully compliant August 2012 | |
| Text of conditions | 0 | Future publication | Link to project documents actually provided in August 2012. Policy matrix for police-based lending are 100% provided in project documents. We believe this should be counted as 100%. |
| Results | 0 | Future publication | Link to project documents actually provided in August 2012. Design and monitoring frameworks are generally provided in all project documents. We believe this should be counted as 100%. |

IATI Technical Note: Only 61% of activities contain globally unique identifiers. The current methodology for all other fields only checks those activities that do contain a unique identifier

Australia

AUSAID

Signatory Progress Summary

First signed up to IATI
September 2008

Frequency of publication
Biannually

First published activity files
December 2011

First published organisation files
September 2011

The Australian Agency for International Development is the agency responsible for managing Australia's overseas aid programme, with a fundamental aim of helping to overcome poverty.

Since launching the Transparency Charter in November 2011 AusAID has increased the amount of detailed information publicly available on the work of the Australian aid program. In 2012 the agency upgraded its web platform to support dynamic data and published new web pages for all its country, regional, thematic and specific programs covering multilateral, bilateral, Australian Civilian Corp and NGO activities.

Over 2,600 separate documents have been added to AusAID's program web pages and captured under Australia's Information Publication Scheme (IPS).

Delivery against what Australia stated in its Implementation Schedule:

By 30 June 2013 AusAID will make available country data files for all countries that receive Australian aid assistance, either bilaterally or through multilateral organisations, on the IATI Registry.

Publication of key attributes

Publication of key attributes (by periodicity or percentage of activities for which published as at 2 April 2013) compared to the intended level of publication (as stated in Australia's implementation schedule; last updated December 2012) and including publisher comments where appropriate:

| Attribute | Period or percentage of activities | Implementation schedule commitment |
|---|------------------------------------|--|
| Timeliness of transaction data | Beyond one year | Six monthly |
| Frequency of updates | Six-monthly | Six Monthly |
| Activity forward planning | 0 | No date for compliance |
| Transaction alignment with recipient financial year | Annually | Not stated |
| Budget alignment with recipient financial year | not known | Not stated |
| Unique identifier | 100 | Compliant by October 2011 |
| Use of recipient language | 0 | Compliant by October 2011 |
| Start date | 100 | Compliant by October 2011 |
| End date | 100 | Compliant by October 2011 |
| Implementing organisation | 0 | Compliant by October 2011 |
| Geography | 0 | Not recorded in systems |
| CRS Sector | 0 | Plan to publish only agency specific sectors from April 2013 |
| Commitments | 0 | No status selected |
| Disbursements and Expenditure | 97 | No status selected |
| Traceable Income and Disbursements | 0 | Under investigation (Comment: taken from accountable organisation reply) |
| Activity documents | 0 | No status selected |
| Text of conditions | 0 | No status selected |
| Results | 0 | No status selected |

Belgium

DGD

Signatory Progress Summary

First signed up to IATI
November 2012

Frequency of publication
Planned to be quarterly

First published activity files
Planned for July 2013

First published organisation files
Planned for July 2013

The Directorate General for Development Cooperation (Ministry of Foreign Affairs, Foreign Trade and Development Cooperation) works to deliver Belgium's efforts to complement those of the international community to achieve sustainable development and a fair world. DGCD plans to publish to IATI in July 2013.

Since 2010, the main Development Cooperation Agency DGD (part of the MFA), has published details and documents regarding the ODA-flows on its own budgets on its public website.

From the 2011 exercise onwards, Belgium has been responding to the DAC Forward Spending Survey in CRS-format, i.e. at activity level, and has agreed with this information being made publicly available.

Publication of key attributes

Intended level of publication key attributes as stated in Belgium's implementation schedule; last updated November 2012

| Attribute | Implementation schedule commitment |
|---|---|
| Timeliness of transaction data | Monthly |
| Frequency of updates | Quarterly by January 2015 |
| Activity forward planning | Fully compliant by July 2013 |
| Transaction alignment with recipient financial year | Partially compliant (no date specified) |
| Budget alignment with recipient financial year | Partially compliant (no date specified) |
| Unique identifier | Fully compliant (no date specified) |
| Use of recipient language | Fully compliant (no date specified) |
| Start date | Fully compliant (no date specified) |
| End date | Fully compliant (no date specified) |
| Implementing organisation | Fully compliant (no date specified) |
| Geography | Fully compliant (no date specified) |
| CRS Sector | Fully compliant (no date specified) |
| Commitments | Fully compliant (no date specified) |
| Disbursements and Expenditure | Fully compliant (no date specified) |
| Traceable Income and Disbursements | Not requested by schedule |
| Activity documents | Future publication January 2015 |
| Text of conditions | Future publication January 2015 |
| Results | Future publication January 2015 |

Canada

CIDA

Signatory Progress Summary

First signed up to IATI
November 2011

Frequency of publication
Quarterly

First published activity files
October 2012

First published organisation files
October 2012

The Canadian International Development Agency (CIDA) is the lead government organisation responsible for Canada's development assistance program and policy. Currently publishing 2,810 activities and one organisation file to IATI, and so far the only organisation to be reporting bilingually.

Transparency and accountability are at the center of Canada's international development agenda. By joining IATI in November 2011, CIDA built on its longstanding commitment to transparency, which made it one of the first donors to offer an online project database, the Project Browser, in 2004. Canada's support for transparency is also demonstrated by its national Open Government initiative launched in early 2011, its membership in the Open Government Partnership and its engagement with the Open Aid Partnership. It will continue to support efforts to increase access to open data as a key driver of innovation, economic opportunity and democratic engagement worldwide.

Under Canada's Aid Effectiveness Agenda, CIDA has made significant progress in making its development assistance more transparent. Most of its statistical information is available as open data on the Agency's website as well as the Canadian government's open data portal. CIDA's Project Browser now contains information on more than 3,000 projects, including their

expected and actual results, their location on interactive country maps and links to partner organisations' websites. In addition, an ever-increasing amount of information is available on CIDA's website pertaining to country programs, Canadian thematic priorities, collaboration with Canadian partners and with multilateral institutions, program evaluations and audits, risk management approaches and much more.

Delivery against what CIDA stated in its Implementation Schedule:

CIDA's Implementation Schedule for the Common Standard was published in December 2012, as committed to at the Busan High-Level Meeting on Aid Effectiveness. Under the Implementation Schedule CIDA will have all its measures in place by December 2014, a full year before the deadline agreed in Busan.

The integration of IATI requirements in the Agency's systems and processes continues. The second Activity data file, which was released in January 2013, contained nearly all of the projects published in the Project Browser, with the exception of a small number of projects with coding issues. Improvements planned for 2013 include the publication of Collaboration Type and Aid Type, and may include the Organisation Type and IATI Identifier for some partners, as they become available in CIDA's systems. The Agency also continues to engage in work on the Budget Identifier and Geo-Mapping standard and will support efforts to make IATI data compatible with multilingual systems.

At the organisation level, CIDA will start publishing data concerning annual forward planning budgets for key partner countries and organisations as of April 2013, and will continue to improve the list of documents coded in the Organisation data file.

Publication of key attributes

Publication of key attributes (by periodicity or percentage of activities for which published as at 2 April 2013) compared to the intended level of publication (as stated in CIDA's implementation schedule; last updated December 2012) and including publisher comments where appropriate:

| Attribute | Period or percentage of activities | Implementation schedule commitment | Publisher Comment |
|---|------------------------------------|------------------------------------|---|
| Timeliness of transaction data | Six-monthly | Monthly | |
| Frequency of updates | Quarterly | Quarterly | |
| Activity forward planning | 0 | Fully compliant by December 2014 | |
| Transaction alignment with recipient financial year | Monthly | Fully compliant by January 2013 | |
| Budget alignment with recipient financial year | not known | Annually | |
| Unique identifier | 100 | Fully compliant | |
| Use of recipient language | 29 | Partially compliant | CIDA notes that the scoring method for this element is not aligned with the Purpose stated in the Annex on methodology. When including activities where the language of the publisher and the recipient is the same, 52% of CIDA activities are published in one of the recipient country's official languages. |
| Start date | 100 | Fully compliant | |
| End date | 100 | Fully compliant | |
| Implementing organisation | 100 | Partially compliant | |
| Geography | 0 | Future publication | Further system work planned to capture other implementing partners |
| CRS Sector | 100 | Fully compliant | Date to be determined once the standard has been agreed. |
| Commitments | 100 | January 2013 | |
| Disbursements and Expenditure | 0 | Fully compliant by December 2014 | |
| Traceable Income and Disbursements | 0 | Not specified in schedule template | |
| Activity documents | 0 | Fully compliant by December 2014 | |
| Text of conditions | 0 | Fully compliant | |
| Results | 48 | Partially compliant | Summary information is provided. |

CDC Group

Signatory Progress Summary

First signed up to IATI
November 2011

Frequency of publication
Annually

First published activity files
September 2012

First published organisation files
September 2012

CDC Group plc is the UK's development finance institution. It is not an aid provider, but instead invests money in a way that is commercially sustainable in the world's poorer countries, with a particular focus on sub-Saharan Africa and South Asia. It currently publishes 321 activity files to IATI.

CDC first published its corporate policy regarding transparency and disclosure in September 2011. Since then, CDC has appointed a Business Integrity Director and established a dedicated Business Integrity Unit. An example of this new approach is the requirement that a recent recipient of a direct loan from CDC publish a statement of its non-payment of bribes policy and contact information for any parties with relevant concerns. CDC has also given increased prominence to its Complaints Procedure and reviewed its policy towards whistle-blowers and benchmarked this policy against DFID and the OECD. A training programme has been carried out to raise awareness of financial crime involving over 60 of CDC's 85 fund managers. As the first bilateral DFI to publish to IATI CDC is also exploring how to share learnings from its experience with other similar organisations.

Delivery against what the CDC Group stated in its Implementation Schedule:

Areas from the Implementation Schedule which are not complete:

- CDC will publish an introduction to CDC's IATI data, in which it will be stated that all investments are current, untied and aim to support the building of businesses in Africa and South Asia, to create jobs and the infrastructure that enables jobs to be created. The introduction will also set out the funding, ownership and accountability structures related to CDC.
- CDC will publish the vintage (year from which investments can be made) and duration of each fund in which it invests. CDC will also publish aggregated capital flows to each fund on an annual basis, as well as the total commitment and remaining outstanding commitment, in each year. CDC cannot publish more information about capital flows (e.g. sector/amount) as this could allow identification of commercially confidential information.
- CDC will publish information for each fund investment that will identify the type of collaboration as intermediated, direct or otherwise.

Publication of key attributes

Publication of key attributes (by periodicity or percentage of activities for which published as at 2 April 2013) compared to the intended level of publication (as stated in the CDC Group's implementation schedule; last updated December 2012) and including publisher comments where appropriate:

| Attribute | Period or percentage of activities | Implementation schedule commitment | Publisher comment |
|---|------------------------------------|---|-----------------------------------|
| Timeliness of transaction data | Cannot calculate | Six months | |
| Frequency of updates | Annually | Annually | |
| Activity forward planning | 0 | Future publication July 2013 | |
| Transaction alignment with recipient financial year | Not known | Annually | |
| Budget alignment with recipient financial year | Annually | Future publication July 2013 | |
| Unique identifier | 100 | Fully compliant (date not specified) | |
| Use of recipient language | 0 | States fully compliant – this may be an error | |
| Start date | 0 | Future publication July 2013 | |
| End date | 0 | Future publication July 2013 | |
| Implementing organisation | 0 | Future publication July 2013 | |
| Geography | 0 | Not publishing now | |
| CRS Sector | 95 | Fully compliant (date not specified) | |
| Commitments | 0 | Fully compliant (date not specified) | |
| Disbursements and Expenditure | 95 | Fully compliant (date not specified) | |
| Traceable Income and Disbursements | 0 | Not requested by schedule | |
| Activity documents | 0 | Fully compliant (date not specified) | Possible error being investigated |
| Text of conditions | 0 | Fully compliant (date not specified) | |
| Results | 0 | Fully compliant (date not specified) | Possible error being investigated |

Denmark

DANIDA

Signatory Progress Summary

First signed up to IATI
September 2008

Frequency of publication
Monthly

First published activity files
March 2012

First published organisation files
March 2012

Danida is the name of Denmark's development cooperation. This is an area of activity under the Ministry of Foreign Affairs of Denmark.

Danida is mobilising resources with the aim to report on development cooperation according to the new international standard as agreed at the Busan high level meeting in 2011. This is to ensure increased openness about programmes and money flows. It is already possible to access extensive information about projects, programmes and partners in Danida's project database.

In addition, a number of new initiatives for increased transparency in Danida have recently been launched on the Ministry's website.

As something new and unique in an international context, the public at home and abroad is invited to contribute with their knowledge and comments early in the process of preparing new strategies and programmes. A consultation portal has been established on the website of the Ministry of Foreign Affairs, where everyone can follow and take part in the decision-making process. Also, the public has access to documents for the Danida Grant Committee and the Council for Development Policy.

Citizens at home and abroad can also now more easily deliver their criticism, praise and complaints to Danida. It is now possible to give feedback about Danida's work both through the central website and from the website of a large number of embassies. The feedback will be processed and answered as they come, and a status report will be published annually.

Publication of key attributes

Publication of key attributes (by periodicity or percentage of activities for which published as at 2 April 2013) compared to the intended level of publication (as stated in Denmark's implementation schedule; last updated December 2012) and including publisher comments where appropriate:

| Attribute | Period or percentage of activities | Implementation schedule commitment |
|---|------------------------------------|------------------------------------|
| Timeliness of transaction data | Cannot calculate | Quarterly by 2014 |
| Frequency of updates | Monthly | Monthly by 2014 |
| Activity forward planning | 0 | December 2012 |
| Transaction alignment with recipient financial year | Annually | December 2012 |
| Budget alignment with recipient financial year | Not known | December 2012 |
| Unique identifier | 100 | December 2012 |
| Use of recipient language | 0 | Not publishing now |
| Start date | 100 | December 2012 |
| End date | 100 | December 2012 |
| Implementing organisation | 0 | December 2012 |
| Geography | 0 | December 2012 |
| CRS Sector | 0 | December 2012 |
| Commitments | 100 | Partially compliant December 2012 |
| Disbursements and Expenditure | 100 | Partially compliant December 2012 |
| Traceable Income and Disbursements | 0 | Not requested by schedule |
| Activity documents | 0 | Future publication |
| Text of conditions | 0 | Not publishing now |
| Results | 0 | Not publishing now |

European Commission

Directorate General of Enlargement

Signatory Progress Summary

First signed up to IATI
September 2008

Frequency of publication
Planned to be monthly

First published activity files
Planned for September 2013

First published organisation files
Planned for September 2013

The European Commission represents EU interests. The mission of the Directorate General for Enlargement is to:

- manage the process whereby countries join the European Union, under the guidance of the Commissioner for Enlargement.
- assist candidate countries and potential candidates in meeting the "Copenhagen criteria" – defined by the Treaty and the European Council – and monitor their progress.
- define and implement the EU's stabilisation and association policy in the Western Balkans.
- manage the EU's bilateral relations with candidate countries and potential candidates.
- address issues resulting from the accession of Cyprus to the EU as a divided island.
- manage the bulk of the EU's financial assistance to candidate countries and potential candidates, as well as to new member countries during a transition period following accession.
- manage the Commission's information and communication policy relating to enlargement in candidate countries and potential candidates.

The European Commission (EC) is a strong advocate of aid transparency. As one of the original signatories of IATI in 2008, the EC has been among the front-runners in implementing the IATI standard and actively involved in its work. The EC committed to further improve its aid transparency at the 4th High Level Forum on Aid Effectiveness in Busan.

The Directorate General for Enlargement provides assistance to the Western Balkans, Turkey and Iceland, through the Instrument for Pre-accession (IPA) which is considered as ODA with the exception of assistance to Croatia and Iceland, and has been actively involved in the EC alignment to IATI standards since 2012 through the assessment and the preparation of an IATI implementation schedule.

The alignment to the common standard for aid transparency will be pursued throughout 2013 with the publication of information in the required format. Furthermore, since IPA funds are also managed by three other Commission services, the Directorate General for Enlargement will support their process of alignment to the common standard.

Once the first set of data has been released, the promotion of aid transparency will be extended to the beneficiaries of IPA, since some IPA funds are also managed directly by the authorities in the countries themselves. Efforts will be made to advocate for the release of relevant information on the use of IPA funds granted by the European Commission, as well as to promote an "aid transparency culture" within the beneficiary countries.



European Commission

EuropeAid

Signatory Progress Summary

First signed up to IATI
September 2008

Frequency of publication
Quarterly

First published activity files
May 2011

First published organisation files
May 2011

The European Commission represents EU interests. EuropeAid is responsible for EU development policies and delivering aid programmes across the world. It uses a set of financial instruments to achieve this, with a focus on ensuring the quality and effectiveness of EU aid. EuropeAid publishes 4709 activities to IATI.

The European Commission (EC) is a strong advocate of aid transparency. As one of the original signatories of IATI in 2008, the EC has been among the front-runners in implementing the IATI standard and actively involved in its work. The EC's work should be considered as part of the strong EU priority given to transparency in the run-up and follow-up to Busan High-Level Forum. The adoption of the EU Transparency Guarantee in 2011 demonstrates clearly the strong EU commitment.

In the EC, the Directorate-General for Development and Cooperation (EuropeAid) has been heading the progress in aid transparency. EuropeAid has been progressively improving the coverage and timeliness of its IATI publishing. The strong political commitment to transparency together with competent technical personnel has helped to push through the necessary changes.

Beyond its own transparency work, EuropeAid does advocacy work and provides support to the EU Member States for improving transparency. EuropeAid is also sharing its experience and providing advice and support to other parts of the Commission in order to assist them in their efforts to improve transparency and publish through IATI as appropriate.

Delivery against what EC (EuropeAid) stated in its Implementation Schedule:

For the agency data on budgets, the EC relies on the EU and European Development Fund budgets and their procedures. More information on the budget will be made available once the final decisions for the EU multi-annual financial framework for 2014-20 are taken.

Activity contacts publication is being considered, but remains for the moment unpublished due to the required data protection clearance.

Sub-national Geographic Location data is being collected and should be able to be included in the IATI publication after some further verification work, as foreseen in the implementation schedule.

Tied aid status should be published after some needed clarification on the encoding of this field.

Progress in publishing related documents is more complex, as some of these aspects will require changes in the EC standard agreements. Therefore, most likely slower progress is expected in this area.

Publication of key attributes

Publication of key attributes (by periodicity or percentage of activities for which published as at 2 April 2013) compared to the intended level of publication (as stated in EC EuropeAid's implementation schedule; last updated December 2012) and including publisher comments where appropriate:

| Attribute | Period or percentage of activities | Implementation schedule commitment |
|---|------------------------------------|--|
| Timeliness of transaction data | Monthly | November 2011 |
| Frequency of updates | Monthly | November 2011 |
| Activity forward planning | 71 | November 2011 |
| Transaction alignment with recipient financial year | Monthly | November 2011 |
| Budget alignment with recipient financial year | Greater than one year | November 2011 |
| Unique identifier | 100 | November 2011 |
| Use of recipient language | 0 | Not applicable |
| Start date | 98 | November 2011 |
| End date | 99 | November 2011 |
| Implementing organisation | 0 | Not publishing now |
| Geography | 0 | Future publication in 2013 |
| CRS Sector | 100 | November 2011 |
| Commitments | 100 | November 2011 |
| Disbursements and expenditure | 90 | November 2011 disbursements only; exploration of expenditure in 2013 |
| Traceable income and disbursements | 0 | Not requested by schedule |
| Activity documents | 1 | Not publishing now |
| Text of conditions | 0 | Not publishing now |
| Results | 0 | Not publishing now |

Finland

MFAF

Signatory Progress Summary

First signed up to IATI
September 2008

Frequency of publication
Annually

First published activity files
November 2011

First published organisation files
November 2011

The Ministry of Foreign Affairs of Finland is responsible for Finland's development policy and development cooperation, contributing to the global effort to eradicate poverty through economically, socially and ecologically sustainable development. Finland has published 2752 activity files to IATI.

In the autumn 2012, Ministry for Foreign Affairs of Finland has started the process of building a Data-Warehouse – information system. The major goal of the Data-Warehouse project is to guarantee the transparency of the Finnish development aid data and to provide easy and efficient access to relevant information on Finnish development aid for all relevant actors in the development field.

Delivery against what Finland stated in its Implementation Schedule:

Data-Warehouse is designed to be fully compliant with the Common Open Standard and the first results of this effort are planned to be in operation in June 2013. When operational, Data-Warehouse will give open access to official development data of Finland, including convenient data mining tools and interfaces.

Publication of key attributes

Publication of key attributes (by periodicity or percentage of activities for which published as at 28 January 2013) compared to the intended level of publication (as stated in the Finland's implementation schedule; last updated November 2012):

| Attribute | Period or percentage of activities | Implementation schedule commitment |
|---|------------------------------------|--|
| Timeliness of transaction data | Beyond one year | Not specified |
| Frequency of updates | Can not calculate | Annually |
| Activity forward planning | 0 | Not specified |
| Transaction alignment with recipient financial year | Annually | Fully compliant – date not specified |
| Budget alignment with recipient financial year | Not known | Fully compliant – date not specified |
| Unique identifier | 98 | Fully compliant – date not specified |
| Use of recipient language | 0 | Future publication |
| Start date | 93 | Partially compliant – planned/expected dates |
| End date | 93 | Partially compliant – planned/expected dates |
| Implementing organisation | 0 | Fully compliant – date not specified |
| Geography | 25 | Fully compliant – date not specified |
| CRS Sector | 98 | Fully compliant – date not specified |
| Commitments | 87 | Fully compliant – date not specified |
| Disbursements and expenditure | 80 | Fully compliant – date not specified |
| Traceable income and disbursements | 0 | |
| Activity documents | 0 | Future publication |
| Text of conditions | 0 | Not publishing now |
| Results | 0 | Not publishing now |

GAVI

The GAVI Alliance

Signatory Progress Summary

First signed up to IATI
September 2008

Frequency of publication
Quarterly

First published activity files
March 2012

First published organisation files
March 2012

The GAVI Alliance is a public-private partnership working to contribute to saving children's lives and protecting people's health by increasing access to immunisation in poor countries.

The GAVI Alliance has published an Access to Information Policy which elucidates the organisations commitment to transparency. The purpose of this policy is to enhance the GAVI Secretariat's accountability towards Alliance partners and stakeholders, as well as the general public who may be interested in GAVI's work, by providing access to the information that will enable GAVI partners and stakeholders to understand its governance, strategies, policies and activities. This policy is based on the premise that the effectiveness of GAVI's programmes will be strengthened by public access to information, and that broad availability to the public of information about GAVI's activities will increase understanding and support of GAVI's mission.

As part of its focus on aid effectiveness GAVI has integrated training on transparency principles in all new staff briefings and has planned for secretariat-wide capacity building in 2013.

In January 2013 GAVI communicated its focus on transparency in writing to all implementing partner countries. This letter outlined the improvements to the website including the types of documents we will now systematically publish to IATI.

Delivery against what GAVI stated in its Implementation Schedule:

Items GAVI has planned to deliver within the coming year include: Organisation documents, activity contacts, implementing participating organisation, default flow type, default tied aid status, financial transactions – incoming funds, along with related documents and links.

Other areas of particular focus for GAVI are to decrease the use of acronyms as well as determining how our system can be improved so as to publish longer activity descriptions.

Publication of key attributes

Publication of key attributes (by periodicity or percentage of activities for which published as at 2 April 2013) compared to the intended level of publication (as stated in GAVI's implementation schedule; last updated March 2012) and including publisher comments where appropriate:

| Attribute | Period or percentage of activities | Implementation schedule commitment |
|---|------------------------------------|------------------------------------|
| Timeliness of transaction data | Six-monthly | Monthly |
| Frequency of updates | Monthly | Quarterly |
| Activity forward planning | 0 | 1-5 years |
| Transaction alignment with recipient financial year | Annually | Fully compliant by March 2012 |
| Budget alignment with recipient financial year | Not known | Not applicable |
| Unique identifier | 100 | Fully compliant by March 2012 |
| Use of recipient language | 0 | Not applicable |
| Start date | 100 | Fully compliant by March 2012 |
| End date | 100 | Fully compliant by March 2012 |
| Implementing organisation | 0 | Future publication |
| Geography | 0 | Fully compliant by March 2012 |
| CRS Sector | 100 | Fully compliant by March 2012 |
| Commitments | 91 | Fully compliant by March 2012 |
| Disbursements and expenditure | 84 | Fully compliant by March 2012 |
| Traceable income and disbursements | 0 | Not requested by schedule |
| Activity documents | 0 | Future publication by April 2013 |
| Text of conditions | 0 | Future publication by April 2013 |
| Results | 0 | Future publication by April 2013 |

Germany

Signatory Progress Summary

First signed up to IATI
September 2008

Frequency of publication
Planned to be six monthly

First published activity files
March 2013

First published organisation files
Planned for end March 2013

Germany is currently the second largest donor worldwide and one of the first batch of signatories to commit to IATI in 2008. Germany first published to IATI in March 2013.

BMZ, the Federal Ministry for Economic Cooperation and Development of Germany, is committed to improve transparency, predictability and accountability as well as to enhance the exchange of knowledge and experience as key means toward more effective development. This involves not only the provision of data and documents regarding its work, results and impacts to the public, but also maintaining a close, systematic communication with its partners at country level to meet their information needs.

Transparency is a key concern for the BMZ as well as its implementing agencies such as GIZ and KfW. BMZ has started to develop a new Strategy for Transparency at the end of 2012. GIZ published its Transparency and Information Policy in 2011 and has taken various steps to implement and further enhance it. KfW launched its transparency web portal in December 2012 where it plans to publish detailed information at activity level by mid 2013. BMZ has published German implementation schedules for IATI and the Common Open Standard in December 2012. It will provide organisation and activity data to the IATI registry by End March 2013. BMZ has been actively supporting IATI since 2008. International

Transparency Initiatives such as IATI and EITI (Extractive Industries Transparency Initiative) have been anchored in BMZ's new anti-corruption strategy which has been published in 2012.

BMZ also provides contributions to mutual accountability between partner and donor countries and advises governments in partner countries to provide domestic accountability to parliament and civil society. One illustrative example for Germany's support at country level is compliance of Mozambique with the EITI. EITI compliance means that the country has an effective process for annual disclosure and reconciliation of all revenues from its extractive sector. This allows citizens to see how much their country receives from oil, gas, and mining companies.

Delivery against what Germany stated in its Implementation Schedule:

Germany published implementation plans for IATI and the Busan Common Open Standard in December 2012. As stated in the IATI implementation plan, a first set of activity and organisation data was published by March 2013. It includes bilateral governmental projects funded by BMZ and implemented by GIZ, KfW, PTB or BGR with the restriction to LDC countries for financial cooperation projects. Initially, BMZ will publish updated data at least every 6 months but will consider more frequent publishing in the future. BMZ will work to gradually expand IATI reporting.

The aim for the second iteration of IATI publication in September 2013 is to increase coverage of financial cooperation projects and to include more information on the projects and programmes, such as project descriptions and evaluation reports. Legal aspects will have to be taken into account.

In 2013, BMZ is planning to enhance its dialogue with other bilateral implementation agencies such as NGOs and political foundations, as well as other Ministries engaged in development cooperation, that are not yet pursuing IATI.

Germany reports to the Forward Spending Survey (FSS) and the creditor reporting system (CRS) through the OECD/DAC. German FSS data is published on the

OECD/DAC website by country and will be included in its IATI organisation file. German CRS data is published on the OECD/DAC website at activity level. In addition, Germany provides upon request of the partner country government detailed information on planned disbursements for the next three years in the formats requested by the partner country government in order to facilitate planning.

Publication of key attributes

Publication of key attributes (by periodicity or percentage of activities for which published as at 2 April 2013) compared to the intended level of publication (as stated in Germany's implementation schedule; last updated December 2012) and including publisher comments where appropriate:

| Attribute | Period or percentage of activities | Implementation schedule commitment |
|---|------------------------------------|------------------------------------|
| Timeliness of transaction data | Can not calculate | Six monthly by March 2013 |
| Frequency of updates | Monthly | Six monthly by March 2013 |
| Activity forward planning | 0 | March 2013 |
| Transaction alignment with recipient financial year | Annually | March 2013 |
| Budget alignment with recipient financial year | not known | March 2013 |
| Unique identifier | 100 | March 2013 |
| Use of recipient language | 13 | Future publication |
| Start date | 100 | March 2013 |
| End date | 12 | March 2013 |
| Implementing organisation | 0 | Future publication |
| Geography | 0 | Future publication |
| CRS Sector | 100 | March 2013 |
| Commitments | 0 | Not applicable |
| Disbursements and expenditure | 100 | March 2013 |
| Traceable income and disbursements | 0 | Not requested by schedule |
| Activity documents | 0 | Future publication |
| Text of conditions | 0 | Not publishing now |
| Results | 0 | Future publication |

Global Fund

Signatory Progress Summary

First signed up to IATI
June 2011

Frequency of publication
Monthly

First published activity files
November 2011

First published organisation files
November 2011

The Global Fund to Fight AIDS, Tuberculosis and Malaria is an international financing institution that invests the world's money to save lives. To date, it has committed US\$ 22.9 billion in 151 countries to support large scale prevention, treatment and care programmes against the three diseases.

Publication of key attributes

Publication of key attributes (by periodicity or percentage of activities for which published as at 2 April 2013) compared to the intended level of publication (as stated in Global Fund's implementation schedule; last updated 15 June 2011) and including publisher comments where appropriate:

| Attribute | Period or percentage of activities | Implementation schedule commitment |
|---|------------------------------------|---|
| Timeliness of transaction data | Quarterly | Within two weeks of each disbursement (from October 2011) |
| Frequency of updates | Monthly | Real time from October 2011 |
| Activity forward planning | 26 | On Board funding from October 2011 |
| Transaction alignment with recipient financial year | Monthly | |
| Budget alignment with recipient financial year | not known | |
| Unique identifier | 100 | Publish October 2011 |
| Use of recipient language | 0 | Not applicable |
| Start date | 100 | Publish October 2011 |
| End date | 17 | Publish October 2011 |
| Implementing organisation | 94 | Publish October 2011 |
| Geography | 0 | Noted for phase II |
| CRS Sector | 0 | Not currently published but can be reported as fixed values |
| Commitments | 100 | Publish October 2011 |
| Disbursements and expenditure | 91 | Publish October 2011 |
| Traceable income and disbursements | 0 | |
| Activity documents | 100 | Publish October 2011 |
| Text of conditions | 0 | Publish October 2011 |
| Results | 86 | Publish October 2011 |

Hewlett Foundation

Signatory Progress Summary

First signed up to IATI
September 2008

Frequency of publication
Monthly

First published activity files
March 2011

First published organisation files
March 2011

The William and Flora Hewlett Foundation has been making grants since 1967 to solve social and environmental problems at home and around the world. The Foundation was the first private foundation to participate in IATI and currently publishes 910 unsegmented activity files.

The Foundation's Transparency and Accountability grant making seeks to ensure that citizens have access to information about where public revenues come from and how they are being spent, and that citizens use this information to hold their governments accountable for the delivery of quality services.

Grants are made to non-profit organisations that monitor how governments collect revenue, allocate money among programs, actually spend the budgeted money and, finally, whether governments properly deliver intended services.

Delivery against what Hewlett Foundation stated in its Implementation Schedule:

Items still to be delivered against our implementation schedule in 2013 are publication of: grant number, participating organisation (accountable), collaboration type, and financial transaction (disbursement & expenditure).

Initial publication covers internationally-focused resources from 2006 to present, from the Hewlett Foundation's Global Development and Population program areas. Publication includes both active and closed grants.

During later phases of IATI publication, if additional data items are published, any new data fields will be published for new grants only.

The majority of Hewlett's grant making is domestically focused on programs in the United States. The IATI data covers approximately 28% of Hewlett's overall grant making. In the future, Hewlett may publish data from other program areas that include international grant making.

Publication of key attributes

Publication of key attributes (by periodicity or percentage of activities for which published as at 2 April 2013) compared to the intended level of publication (as stated in Hewlett Foundation's implementation schedule; last updated December 2012) and including publisher comments where appropriate:

| Attribute | Period or percentage of activities | Implementation schedule commitment |
|---|------------------------------------|------------------------------------|
| Timeliness of transaction data | Cannot calculate | Monthly |
| Frequency of updates | Monthly | Quarterly |
| Activity forward planning | 0% | Fully compliant by March 2011 |
| Transaction alignment with recipient financial year | Annually | Fully compliant by March 2011 |
| Budget alignment with recipient financial year | Not known | Fully compliant by March 2011 |
| Unique identifier | 100 | Fully compliant by March 2011 |
| Use of recipient language | 0 | Not publishing now |
| Start date | 100 | Fully compliant by March 2011 |
| End date | 100 | Fully compliant by March 2011 |
| Implementing organisation | 100 | Fully compliant by March 2011 |
| Geography | 0 | Not publishing now |
| CRS Sector | 0 | Not publishing now |
| Commitments | 0 | Fully compliant by March 2011 |
| Disbursements and expenditure | 0 | Fully compliant by December 2013 |
| Traceable income and disbursements | 0 | Not requested by schedule |
| Activity documents | 95 | Not publishing now |
| Text of conditions | 0 | Not applicable |
| Results | 0 | Not publishing now |

IDB

The Inter-American Development Bank

Signatory Progress Summary

First signed up to IATI
November 2011

Frequency of publication
Planned to be quarterly

First published activity files
March 2013

First published organisation files
Future publication

The Inter-American Development Bank (IDB) is a leading source of development financing for Latin America and the Caribbean. IDB began publishing initial data to IATI in March 2013. IDB is reporting on operations funded through the Bank's Ordinary Capital (ORC), Fund for Special Operations (FSO), and Grant Facility (GRF) – covering 100% of sovereign-guaranteed loans and grants.

Through its anticorruption agenda, the IDB has taken measures in three strategic pillars: (i) strengthen the prevention of fraud and corruption in Bank operations; (ii) support transparency and anticorruption efforts in the region; and (iii) ensure high ethical standards for Bank staff.

To help prevent corruption, the IDB has eliminated the overlap of policy and investigations by creating an Anticorruption Policy Committee and giving more independence to the Office of Institutional Integrity, and by establishing a new sanctions structure with greater clarity and stronger accountability. In addition, the 2011 cross-debarment agreement with other multilateral development banks has enhanced the impact of sanctions the IDB may impose.

Transparency and anticorruption are important means for the IDB to achieve its goal to reduce poverty and inequality in Latin America and the Caribbean. The IDB works closely with countries to increase

their own transparency and accountability practices with projects that contribute to the strengthening of public policies, national plans, and the institutional capacity of both local and national governments. These efforts have the objective of improving access to information, targeted transparency, control and auditing units and the oversight role of the legislature. The number of operations approved in the area of transparency and accountability has nearly doubled from 12 in 2007-2009 to 22 in 2010-2012.

To help ensure internal integrity, the Bank has revised its Code of Ethics and whistleblower policy, improved the enforcement capacity of the Ethics Office, streamlined accountability relationships, and taken various other actions to achieve good international practice. Read more about transparency and anticorruption at the IDB here.

Additionally, the IDB reaffirmed its commitment to transparency in all aspects of its operations by approving the Access to Information Policy, on May 12, 2010. The policy, which supersedes the 2006 Disclosure of Information Policy, expands the information to be disclosed to the public on activities of the Board of Executive Directors, establishes the right to an independent review of denials of access to information and considerably increases the amount of information available on projects in execution.

Delivery against what IDB stated in its Implementation Schedule:

The IDB published initial data in IATI format as planned in its implementation schedule and is continuing to work towards fully implementing the Common Standard that was committed to at the Fourth High Level Forum in Busan.

Publication of key attributes

Publication of key attributes (by periodicity or percentage of activities for which published as at 2 April 2013) compared to the intended level of publication (as stated in the IDB's implementation schedule; last updated December 2012):

| Attribute | Period or percentage of activities | Implementation schedule commitment |
|---|------------------------------------|------------------------------------|
| Timeliness of transaction data | Six monthly | Quarterly |
| Frequency of updates | Monthly | Quarterly |
| Activity forward planning | | Future publication |
| Transaction alignment with recipient financial year | Monthly | Compliant by March 2013 |
| Budget alignment with recipient financial year | Not known | Future publication |
| Unique identifier | 100 | Compliant by March 2013 |
| Use of recipient language | 0 | Future publication |
| Start date | 70 | Compliant by March 2013 |
| End date | 96 | Compliant by March 2013 |
| Implementing organisation | 88 | Compliant by March 2013 |
| Geography | 0 | Future publication |
| CRS Sector | 95 | Compliant by March 2013 |
| Commitments | 98 | Compliant by March 2013 |
| Disbursements and expenditure | 90 | Compliant by March 2013 |
| Traceable income and disbursements | 0 | Not requested by schedule |
| Activity documents | 100 | Compliant by March 2013 |
| Text of conditions | 100 | Possible future publication |
| Results | 0 | Future publication |

IFAD

International Fund for Agricultural Development

Signatory Progress Summary

First signed up to IATI
May 2012

Frequency of publication
Annually

First published activity files
Publishing in April 2013

First published organisation files
Publishing in April 2013

The International Fund for Agricultural Development (IFAD), a specialized agency of the United Nations, was established as an international financial institution in 1977 and works to empower poor rural women and men in developing countries to achieve higher incomes and improved food security. IFAD plans to publish to IATI in April 2013.

IFAD promotes transparency in the organisation and its country programmes through its Core Values, Disclosure Policy and its Policy on Preventing Fraud and Corruption in its Activities and Operations. The Core Values of IFAD include a focus on results, integrity, professionalism and respect and highlight that:

- We manage IFAD's financial resources transparently and in ways that deliver value for money and support and encourage member countries accordingly.
- We make fair and transparent decisions and explain them clearly.
- We communicate openly and transparently and use appropriate channels.
- We refuse to tolerate or engage in unethical behaviour or fraudulent practices and we report them when encountered.

The overarching policy that guides IFAD reporting according to IATI standards

is the "IFAD Policy on the Disclosure of Documents (2010)", which assumes all information is disclosed unless it falls under a list of proposed exceptions. Please refer to <http://www.ifad.org/gbdocs/eb/100/e/EB-2010-100-R-3-Rev-1.pdf> (public document) for further details. Loans/grants are approved at IFAD mainly during 3 Executive Boards (April, September, December), financing agreements are available but data is made available on an annual basis for consistency purposes.

The Policy on Preventing Fraud and Corruption in its Activities and Operations includes all activities financed and/or managed by the Fund at its headquarters and through its loans and grants in member countries. In allocating its resources and preparing and implementing its country programming, lending, technical assistance and policy dialogue activities, the Fund, within the bounds of its mandate, explicitly considers and support measures aimed at the prevention of corruption as it affects the rural poor.

Delivery against what the IFAD stated in its Implementation Schedule:

IFAD will report 100% of financing approved for investment projects at country/project level (commitments). It will be classified at the sub-project level (component) according to IFAD's sector and results category classification structure. IFAD is evaluating the potential to disclose links to specific country pages (documents, including design reports, supervision reports, etc). In support of better forward planning, in future, IFAD will annually disclose country allocations under its Performance Based Allocation System (PBAS).

Publication of key attributes

Intended level of publication key attributes as stated in the IFAD's implementation schedule; last updated December 2012

| Attribute | Implementation schedule commitment |
|---|------------------------------------|
| Timeliness of transaction data | Annually |
| Frequency of updates | Annually |
| Activity forward planning | Fully compliant by April 2013 |
| Transaction alignment with recipient financial year | Fully compliant by April 2013 |
| Budget alignment with recipient financial year | Fully compliant by April 2013 |
| Unique identifier | Fully compliant by April 2013 |
| Use of recipient language | Not applicable |
| Start date | Fully compliant by April 2013 |
| End date | Fully compliant by April 2013 |
| Implementing organisation | Not applicable |
| Geography | Not applicable |
| CRS Sector | Fully compliant by May 2013 |
| Commitments | Fully compliant by April 2013 |
| Disbursements and expenditure | Fully compliant by April 2013 |
| Traceable income and disbursements | Not requested by schedule |
| Activity documents | Fully compliant by April 2013 |
| Text of conditions | Not applicable |
| Results | Not applicable |

ILO

International Labour Organisation

Signatory Progress Summary

First signed up to IATI
May 2012

Frequency of publication
TBC

First published activity files
TBC

First published organisation files
TBC

The ILO is the international organisation responsible for drawing up and overseeing international labour standards. It is the only 'tripartite' United Nations agency that brings together representatives of governments, employers and workers to jointly shape policies and programmes promoting Decent Work for all. ILO is a new signatory to IATI and is currently working on implementation planning.

The ILO is committed to openness and transparency in its operations, activities and decision-making processes. The public information disclosure policy is designed to ensure that information concerning ILO policies, strategies and operational activities at the headquarters and country level is available to the widest possible audience. This is an important component of the overall commitment of the ILO to transparency and accountability vis-à-vis governments, and employers' and workers' organisations, partners in the UN system, the development community and the wider public. It also constitutes a key element of the knowledge-sharing strategy of the ILO.

The ILO public information disclosure policy is based on a presumption in favour of public disclosure of information and documents generated by the ILO. The few exceptions are limited to what is essential to protect the privacy of individuals and

third parties, legal privilege, contractual, proprietary or commercial information and internal governance matters.

Below is a list of the main types of ILO information available to the public, normally accessible through the ILO public web page, the ILO publications office and libraries.

- General information about the role and function of the ILO
- International Labour Conference documents
- Governing Body documents
- Basic and regulatory texts
- Agreements concluded between the ILO and intergovernmental organisations under article 12 of the ILO Constitution
- Programme and budget documents
- Audited financial statements
- Reports of the External Auditor
- Decent Work Country Programmes
- Reports of Regional Meetings
- Reports of Sectoral Committee meetings
- Press statements
- Technical working papers
- Selected internal governance documents
- Archives (subject to 30- and 50-year access rules)

The ILO's Public Information Disclosure Policy is available at:

www.ilo.org/public/english/edmas/transparency/download/circular_1-igds8-v1.pdf

Besides this, since 2010 the ILO has made available to donors all information related to projects, under the so called "Donor Dashboard" facility.

Publication of key attributes

Intended level of publication key attributes as stated in ILO's implementation schedule (work in progress):

| Attribute | Implementation schedule commitment |
|---|------------------------------------|
| Timeliness of transaction data | Quarterly |
| Frequency of updates | Quarterly |
| Activity forward planning | Compliant (no date noted) |
| Transaction alignment with recipient financial year | Compliant (no date noted) |
| Budget alignment with recipient financial year | Not applicable |
| Unique identifier | Fully compliant (no date noted) |
| Use of recipient language | Not applicable |
| Start date | Fully compliant (no date noted) |
| End date | Fully compliant (no date noted) |
| Implementing organisation | Fully compliant (no date noted) |
| Geography | Fully compliant (no date noted) |
| CRS Sector | Not captured |
| Commitments | Fully compliant (no date noted) |
| Disbursements and expenditure | Fully compliant (no date noted) |
| Traceable income and disbursements | Not requested by schedule |
| Activity documents | Not in phase one |
| Text of conditions | Not captured |
| Results | Not in phase one |

Ireland

Irish Aid

Signatory Progress Summary

First signed up to IATI
September 2008

Frequency of publication
Plan to publish quarterly

First published activity files
Plan to publish in December 2013

First published organisation files
Plan to publish in December 2013

Ireland is one of the first groups to become IATI signatories and has committed to publishing activity files by December 2013.

During 2012 Irish Aid launched its new website which provides a broad range of information on aid flows, our partners, and on how and where we work. The new website, apart from the information it already contains, provides a good platform for further publication of aid information as Ireland proceeds to implement its aid transparency commitments.

Also during the year Ireland partook in the EU technical seminar on Aid Transparency.

During November Ireland completed and published an implementation schedule for the common standard. The schedule commits Ireland to publishing available information on current and historic aid flows by the end of 2013 and on future aid flows by the end of 2015.

As the year came to a close, discussions within Irish Aid started on how to implement the common standard. A key discussion point was the relationship between the three components of the standard: CRS, FSS and IATI.

Publication of key attributes

Intended level of publication key attributes as stated in Ireland's implementation schedule; last updated November 2012

| Attribute | Implementation schedule commitment |
|---|--------------------------------------|
| Timeliness of transaction data | Quarterly |
| Frequency of updates | Quarterly |
| Activity forward planning | Partially compliant by December 2013 |
| Transaction alignment with recipient financial year | Partially compliant by December 2013 |
| Budget alignment with recipient financial year | Partially compliant by December 2013 |
| Unique identifier | Fully compliant by December 2013 |
| Use of recipient language | Not applicable |
| Start date | Fully compliant by December 2015 |
| End date | Fully compliant by December 2015 |
| Implementing organisation | Fully compliant by December 2015 |
| Geography | Not applicable |
| CRS Sector | Fully compliant by December 2013 |
| Commitments | Fully compliant by December 2015 |
| Disbursements and expenditure | Fully compliant by December 2013 |
| Traceable income and disbursements | Not requested by schedule |
| Activity documents | June 2013 |
| Text of conditions | Not publishing now |
| Results | Fully compliant by December 2013 |

Netherlands

MFA

Signatory Progress Summary

First signed up to IATI
September 2008

Frequency of publication
Monthly

First published activity files
October 2011

First published organisation files
October 2011

The Ministry of Foreign Affairs, The Netherlands (MFA) coordinates and carries out Dutch foreign policy at its headquarters in The Hague and through its missions abroad. It is the channel through which the Dutch Government communicates with foreign governments and international organisations. The Netherlands publishes 3447 activity files to IATI.

The Netherlands remains equally committed to transparency and accountability as in the past. Over the next few years an effort will be made to encourage other Dutch aid organisations to use the IATI standard for purposes of transparency and accountability.

Delivery against what the Netherlands stated in its Implementation Schedule:

The improvements planned for delivery on 'items still to be delivered against schedule' and on 'other areas to meet the full standard', are indicated in part II, IIIa and IIIb of the [implementation schedule](#) submitted on 27 November 2012). Delivery is still on track.

Publication of key attributes

Publication of key attributes (by periodicity or percentage of activities for which published as at 2 April 2013) compared to the intended level of publication (as stated in The Netherlands' implementation schedule; last updated November 2012) and including publisher comments where appropriate:

| Attribute | Period or percentage of activities | Implementation schedule commitment |
|---|---|---|
| Timeliness of transaction data | Monthly | Fully compliant by December 2012 |
| Frequency of updates | Monthly | Fully compliant by December 2012 |
| Activity forward planning | 0 | Fully compliant by September 2013 |
| Transaction alignment with recipient financial year | Monthly published/ transactions specified on date level | Fully compliant by October 2011 |
| Budget alignment with recipient financial year | 0 | Not publishing now |
| Unique identifier | 100 | October 2011 |
| Use of recipient language | 0 | Not publishing now |
| Start date | 100 | Fully compliant by October 2011 |
| End date | 100 | Fully compliant by October 2011 |
| Implementing organisation | 100 | Fully compliant by October 2011 |
| Geography | 0 | Fully compliant by September 2013 for new bilateral activities. |
| CRS Sector | 100 | Fully compliant by October 2011 |
| Commitments | 100 | Fully compliant by October 2011 |
| Disbursements and expenditure | 97 | Fully compliant by October 2011 |
| Traceable income and disbursements | 100 | Not requested by schedule |
| Activity documents | 0 | 2013/14 |
| Text of conditions | 0 | Not publishing now |
| Results | 0 | Not publishing now |

New Zealand

New Zealand Aid Programme

Signatory Progress Summary

First signed up to IATI
September 2008

Frequency of publication
Six monthly

First published activity files
May 2012*

First published organisation files
May 2012*

The mission of the New Zealand Aid Programme is to support sustainable development in developing countries, in order to reduce poverty and to contribute to a more secure, equitable, and prosperous world. Over the next 12-18 months New Zealand is working to expand the range and frequency of aid activity reporting based on the IATI standard, starting with 6 monthly updates.

New Zealand is a strong advocate for transparency in aid and development. Transparency, alongside Results and Mutual Accountability are at the forefront of our engagement with partners. IATI has been a valuable mechanism to strengthen our efforts both internally and externally towards greater transparency.

Delivery against what New Zealand stated in its Implementation Schedule:

In support of commitments to strengthen transparency, we have agreed an implementation schedule for the Transparency Common Standard. Our implementation schedule will see phased improvements to our systems and reporting leading to the agreed deadline of December 2015.

* Please note, while New Zealand has made significant volumes of project data available publically, the XML files presented require some work to be fully compliant to XML technical standards. These technical issues will be resolved over coming months.

Alongside XML files, New Zealand has also made available project data in a user-friendly PDF format.

Publication of key attributes

Intended level of publication of key attributes as stated in New Zealand's implementation schedule; last updated November 2012 and including publisher comments.

Due to the technical issues stated above, periods or percentage of activities cannot be calculated centrally. Therefore, New Zealand's own analysis of compliance is included in the publisher comments column.

| Attribute | Implementation schedule commitment | Publisher comment |
|---|---|-------------------|
| Timeliness of transaction data | Monthly | 100% publication |
| Frequency of updates | 6-monthly | |
| Activity forward planning | Fully compliant – no date specified | 100% publication |
| Transaction alignment with recipient financial year | Not stated | |
| Budget alignment with recipient financial year | Not stated | |
| Unique identifier | Fully compliant – no date specified | 100% publication |
| Use of recipient language | Not publishing now | |
| Start date | Partially compliant by late 2013 / early 2014 | 100% publication |
| End date | Partially compliant by late 2013 / early 2014 | 67% publication |
| Implementing organisation | Partially compliant by late 2013 / early 2014 | 100% publication |
| Geography | Partially compliant by late 2013 / early 2014 | 100% publication |
| CRS Sector | Fully compliant – no date specified | 100% publication |
| Commitments | Partially compliant by late 2013 / early 2014 | |
| Disbursements and expenditure | Partially compliant by July 2013 | 100% publication |
| Traceable income and disbursements | Not requested by schedule | |
| Activity documents | Not publishing now | |
| Text of conditions | Not applicable | |
| Results | Not publishing now | |

Norway

Signatory Progress Summary

First signed up to IATI
September 2008

Frequency of publication
Plan to publish quarterly

First published activity files
Plan to publish in 2013

First published organisation files
Plan to publish in 2013

Norway is already reporting its aid flows to the OECD/DAC, makes aid statistics from 1960 publicly available and, in 2013, the Norwegian Ministry of Foreign Affairs plans to launch a web site with monthly updates of disbursements on aid projects. This data will be in line with the data reported on the IATI standard.

Publication of key attributes

Intended level of publication key attributes as stated in Norway's implementation schedule; last updated November 2012:

| Attribute | Implementation schedule commitment |
|---|------------------------------------|
| Timeliness of transaction data | Quarterly |
| Frequency of updates | Quarterly |
| Activity forward planning | Partially compliant by 2013 |
| Transaction alignment with recipient financial year | Partially compliant by 2013 |
| Budget alignment with recipient financial year | Partially compliant by 2013 |
| Unique identifier | Fully compliant by 2013 |
| Use of recipient language | Not publishing now |
| Start date | Fully compliant by 2013 |
| End date | Fully compliant by 2013 |
| Implementing organisation | Fully compliant by 2013 |
| Geography | Not publishing now |
| CRS Sector | Fully compliant by 2013 |
| Commitments | Fully compliant by 2013 |
| Disbursements and expenditure | Fully compliant by 2013 |
| Traceable income and disbursements | Not requested by schedule |
| Activity documents | Not publishing now |
| Text of conditions | Not publishing now |
| Results | Not publishing now |

OCHA

UN Office for the Coordination of Humanitarian Affairs

Signatory Progress Summary

First signed up to IATI
August 2012

Frequency of publication
Real time

First published activity files
December 2012

First published organisation files
TBC

The United Nations Office for the Coordination of Humanitarian Affairs (OCHA) is responsible for bringing together humanitarian actors to ensure a coherent response to humanitarian emergencies, ensuring there is a framework for an effective overall response.

Contributions to OCHA's budgeted activities are published through an API hosted by the Financial Tracking Service. OCHA data is mapped to the FTS data model, which contains two specific entities, projects and contributions. For the time being OCHA Activities have been identified as the equivalent of FTS appeal projects.

OCHA publish donor contributions data for all its field activities. This information represents 60% of OCHA's donor income data. OCHA publishes budgeted data for all field activities covered by an appeal or coordinated humanitarian action plan. This information represents 30% of budgeted data.


Delivery against what OCHA's stated in its Implementation Schedule:

OCHA information currently published through FTS is,

- Donor contributions (earmarked and un-earmarked) to OCHA
- OCHA's budget requirements for the activities which are part of a Consolidated Appeal.

By end of 2013 OCHA will use a separate API to publish data which includes all of the above plus:

- OCHA's budget for all its activities (Headquarter and Field) for the current year.
- Allocation from un-earmarked donor income to various projects.



OCHA FTS

Financial Tracking Service

Signatory Progress Summary

First signed up to IATI
August 2012

Frequency of publication
Real time

First published activity files
December 2012

First published organisation files
TBC

The Financial Tracking Service (FTS) is a global, real-time database which records all reported international humanitarian aid (including that for NGOs and the Red Cross / Red Crescent Movement, bilateral aid, in-kind aid, and private donations). FTS features a special focus on consolidated and flash appeals, because they cover the major humanitarian crises and because their funding requirements are well defined - which allows FTS to indicate to what extent populations in crisis receive humanitarian aid in proportion to needs. FTS is managed by the UN Office for Coordination of Humanitarian Affairs (OCHA). All FTS data are provided by donors or recipient organisations.

FTS improves resource allocation decisions and advocacy by providing an overview of who is doing what to respond to crises and highlighting under-funded projects, organisations and sectors, funds can be directed towards where they are most needed. This promotes accountability and transparency for the overall humanitarian programme cycle and funding processes.

FTS publishes its data on a daily basis in a variety of formats on its website, these include pdf or excel file downloads, as well as in open data formats through its online web service.

Delivery against what OCHA FTS stated in its Implementation Schedule:

All relevant fields in FTS have been mapped to the corresponding fields in the IATI output, and is as planned in the implementation schedule. At present there are no additional elements that are outstanding.

Publication of key attributes

Publication of key attributes (by periodicity or percentage of activities for which published as at 2 April 2013) compared to the intended level of publication (as stated in OCHA FTS's implementation schedule; work in progress) and including publisher comments where appropriate:

| Attribute | Period or percentage of activities | Implementation schedule commitment | Publisher comment |
|---|------------------------------------|-------------------------------------|--|
| Timeliness of transaction data | Monthly | Real time | As per schedule |
| Frequency of updates | Monthly | Real time | |
| Activity forward planning | 32 | 43% | *Note this figure is for 2012 data, and is for Consolidate Appeal Projects, in which data on budget requirements are available. A CAP project is an activity in IATI, and if no project is available but contributions are recoded, then the contribution becomes the activity. This percentage will change from year to year, depending on the ratio of projects to the total number of contribution records not linked to projects and number of projects in the FTS database. |
| Transaction alignment with recipient financial year | Monthly | | Information is updated in FTS on daily basis |
| Budget alignment with recipient financial year | Annual | | Not applicable |
| Unique identifier | 100 | Fully compliant as at December 2012 | See comment for activity forward planning |
| Use of recipient language | 0 | | |
| Start date | 100 | Fully compliant as at December 2012 | See comment for activity forward planning |
| End date | 69 | 43% | See comment for activity forward planning |
| Implementing organisation | 100 | Fully compliant as at December 2012 | All records in FTS have a recipient, whom are marked as implementing organisation. FTS does not collect expenditure info |
| Geography | 0 | | All activities have location recipient country specified |
| CRS Sector | 100 | Fully compliant as at December 2012 | |
| Commitments | 35 | | |
| Disbursements and expenditure | 21 | | |
| Traceable income and disbursements | 100 | Not requested by schedule | |
| Activity documents | 0 | Unable to publish | Not recorded in FTS |
| Text of conditions | 0 | Unable to publish | Not recorded in FTS |
| Results | 0 | Unable to publish | Not recorded in FTS |

Spain

Signatory Progress Summary

First signed up to IATI
November 2008

Frequency of publication
Quarterly

First published activity files
November 2011

First published organisation files
November 2011

Spain has endorsed the Open Aid Partnership and has committed to improving its aid transparency in its OGP National Action Plan. This aims to improve the quality and frequency of its IATI publication and deliver its integrated ODA information system, info@OD.

Publication of key attributes

Publication of key attributes (by periodicity or percentage of activities for which published as at 2 April 2013) compared to the intended level of publication (as stated in Spain's implementation schedule; last updated December 2012) and including publisher comments where appropriate:

| Attribute | Period or percentage of activities | Implementation schedule commitment | Publisher comment |
|---|------------------------------------|---|---|
| Timeliness of transaction data | Can not calculate | Quarterly | At the moment, we are mostly reporting ODA flows annually. We expect to report quarterly to IATI from 2014. |
| Frequency of updates | Can not calculate | Quarterly from 2014 | The rest of flows (OOF, PRIV, NGO) we expect to report them from 2015 and with an annual frequency. |
| Activity forward planning | 0 | From 2013/14 | |
| Transaction alignment with recipient financial year | Annually | Annually | |
| Budget alignment with recipient financial year | not known | Annually | |
| Unique identifier | 100 | Fully compliant | |
| Use of recipient language | 0 | Partially compliant | |
| Start date | 100 | Fully compliant | |
| End date | 100 | Fully compliant | |
| Implementing organisation | 100 | Fully compliant (no date specified) | |
| Geography | 100 | Fully compliant | |
| CRS Sector | 100 | Fully compliant | |
| Commitments | 100 | Fully compliant | |
| Disbursements and expenditure | 99 | Unable to publish | |
| Traceable income and disbursements | 100 | Not requested in schedule | We can only publish disbursements for the moment. We will try to publish expenditures for some contributions. |
| Activity documents | 0 | Not publishing now | |
| Text of conditions | 0 | Unable to publish | |
| Results | 100 | Fully compliant (although noted as unable to publish in schedule) | |

Sweden

Sida

Signatory Progress Summary

First signed up to IATI
September 2008

Frequency of publication
Monthly

First published activity files
October 2011

First published organisation files
October 2011

Sida (Swedish International Development Agency) is a government organisation under the Swedish Foreign Ministry. Sida has been assigned the task to collect and report the total Swedish official development aid in the IATI format.

All agencies and organisations that use official development aid are either publishing or on their way to publishing IATI data through Sida (and openaid.se). Sida will also host at least one meeting in Stockholm for CSOs to promote the use of the IATI standard and work is being done to connect CSO projects financed by official aid on a more detailed to the Swedish transparency data. We are making changes and preparing for better geocoding and we are going to release a mobile application for Swedish transparency data including a fraud report function.

Delivery against what Sida stated in its Implementation Schedule:

Work is progressing according to plan except for text on results, which will be delayed up to 6 months and Geography (text), which will be published earlier than May 2013. In 2013, 96 to 100 per cent of the total Swedish ODA will be reported on activity level in the IATI format. We are currently examining the reasons why some of our percentages are lower than expected which will lead to quality assurance changes. During 2013 Sida is piloting the budget identifier.

Publication of key attributes

Publication of key attributes (by periodicity or percentage of activities for which published as at 2 April 2013) compared to the intended level of publication (as stated in Sweden's implementation schedule; last updated December 2012) and including publisher comments where appropriate:

| Attribute | Period or percentage of activities | Implementation schedule commitment | Publisher comment |
|---|------------------------------------|--------------------------------------|---|
| Timeliness of transaction data | Six monthly | Monthly | |
| Frequency of updates | Monthly | Monthly | |
| Activity forward planning | 0 | Fully compliant by December 2015 | |
| Transaction alignment with recipient financial year | Annually | Annually | |
| Budget alignment with recipient financial year | Annually | Annually | Sweden is aiming to publish forward-looking information specified by the financial year of the recipient country by December 2015. |
| Unique identifier | 98 | Fully compliant by October 2011 | |
| Use of recipient language | 0 | Future publication December 2015 | |
| Start date | 98 | Fully compliant by October 2011 | Shown where applicable (Planned activities will not have a start date.) |
| End date | 98 | Fully compliant by October 2011 | Shown where applicable (Planned activities will not have an end date.) |
| Implementing organisation | 88 | Fully compliant by November 2012 | Shown where applicable and not excluded due to security |
| Geography | 0 | Future publication May 2013 | Will start publishing in April 2013. |
| CRS Sector | 98 | Fully compliant | |
| Commitments | 0 | Partially compliant by February 2013 | The commitment is distributed per activity and year under activity budget. We will publish the total commitment in the near future. |
| Disbursements and expenditure | 89 | Fully compliant by October 2011 | |
| Traceable income and disbursements | 18 | Not requested by schedule | |
| Activity documents | 0 | Fully compliant by October 2011 | Over 90 000 documents published |
| Text of conditions | 0 | Future publication December 2015 | |
| Results | 0 | Future publication March 2013 | Will be delayed up to 6 months |

Switzerland

SDC

Signatory Progress Summary

First signed up to IATI
June 2009

Frequency of publication
Planned to be six monthly

First published activity files
Planned for October 2013

First published organisation files
Planned for October 2013

The Swiss Agency for Development and Cooperation (SDC) is Switzerland's international cooperation agency within the Federal Department of Foreign Affairs (FDFA). In operating with other federal offices concerned, SDC is responsible for the overall coordination of development activities and cooperation with Eastern Europe, as well as for the humanitarian aid delivered by the Swiss Confederation.

In the wake of the Busan conference on development effectiveness, a roadmap for the implementation of the commitments taken by Switzerland has been elaborated and specific measures are defined on a rolling basis. SDC produced its plan for the common, open standard for electronic publication by December 2012, informing on the gradual implementation from the 3rd quarter 2013 onwards.

In response to calls for greater transparency and accessibility to data and detailed information, SDC has developed an online project database containing all newly approved project phases and contributions of more than CHF 0.5 million. This database contains standardised information on the overall goals, mid-term objectives, planned commitments and operational information on partners, etc has been on line since May 2012. It contains over 300 projects and programmes that increase transparency by making information on corresponding activities available online.

On procurement, the principles of transparency, equal treatment and promoting competition guide the procurement activities. All mandates above 150,000 CHF are open for public bidding and mandates awarded are posted on SDC's website.

Publishing results of evaluation is very important in order to ensure a broad sharing of lessons learned within and outside the concerned organisations and to enhance transparency about development activities' results. Therefore, all independent evaluations including management responses are systematically published on the SDC website

At country level, information about SDC and SECO/WE aid flows to partner countries is already being transmitted by field offices to the partners, however mostly on an ad hoc basis, adapted to the local conditions and practices. SDC is preparing a general guidance in order to ensure the transfer of reliable, more harmonised and up to date information to partner countries. SDC will communicate the pertinent financial data through the Cooperation Strategies which are shared with the government and the national partners. SDC is favouring the use of country systems.

Delivery against what Switzerland stated in its Implementation Schedule:

On the technical level, a new review and optimisation of the central data management (SAP) system has been conducted in order to speed up the provision of data for the common standard and improve accessibility through the SDC website.

Like in other reporting countries SDC faces problems at different levels: availability of data (for non-CRS data), confidentiality of data/information (contracts, internal

evaluations, etc), timeliness (quarterly) and all future links on the project documentation and its accessibility from the website. Compliance with the standard is unfinished business as regards results,

documents and forward spending data and the challenge will be to be able to find a common platform and codes with the partners' own systems.

Publication of key attributes

Intended level of publication key attributes as stated in Switzerland's implementation schedule; last updated December 2012

| Attribute | Implementation schedule commitment |
|---|-------------------------------------|
| Timeliness of transaction data | Six monthly by October 2013 |
| Frequency of updates | Six monthly by October 2013 |
| Activity forward planning | Compliant by 2014 |
| Transaction alignment with recipient financial year | By 2014 |
| Budget alignment with recipient financial year | By 2014 |
| Unique identifier | Fully compliant by October 2013 |
| Use of recipient language | Not publishing now |
| Start date | Fully compliant by October 2013 |
| End date | Fully compliant by October 2013 |
| Implementing organisation | Partially compliant by October 2013 |
| Geography | Partially compliant by October 2013 |
| CRS Sector | Fully compliant by October 2013 |
| Commitments | Fully compliant by October 2013 |
| Disbursements and expenditure | Fully compliant by October 2013 |
| Traceable income and disbursements | Not requested by schedule |
| Activity documents | Not publishing now |
| Text of conditions | Not applicable |
| Results | Not publishing now |

UNDP

United Nations Development Programme

Signatory Progress Summary

First signed up to IATI
November 2011

Frequency of publication
Quarterly

First published activity files
November 2011

First published organisation files
November 2011

Transparency is a top priority for UNDP and a vital element in maintaining the trust vested in the organisation by the public and its partners. In 2012, UNDP scaled-up implementation of IATI by publishing an expanded dataset with detailed information on over 6,000 development projects in 177 countries and territories, and leading outreach efforts to 34 developing countries and UN agencies, along with efforts to enhance transparency that go beyond requirements, including the launch of a highly accessible portal at open.undp.org that builds on the IATI work.

"UNDP remains fully committed to transparency and to being accountable for the contributions it receives from funders", said UNDP Administrator Helen Clark in an opening statement to the UNDP Executive Board in 2013. UNDP has been actively involved in [pilot initiatives in developing countries](#), testing the benefits of IATI to development planning, public financial management, mutual accountability and other country processes.

UNDP's effort to scale up its implementation of IATI has been well received. According to the Task Force for Financial Integrity and Economic Development, "the usual response from multinationals on country-by-country reporting and policies is that compliance costs would be too high. But UNDP just showed everyone how inexpensive

this really is." As member of the IATI Secretariat, UNDP has led outreach efforts to developing countries and UN agencies to champion IATI and make it more relevant to aid recipients. As a result, 22 developing countries and 11 UN agencies have endorsed IATI. Achievements also include the adoption of the International Public Sector Accounting Standards, the disclosure of UNDP internal audit reports, and other ongoing technical, operational and political efforts towards enhancing transparency within UNDP and beyond.

The move to host IATI in collaboration with UNOPS, Ghana, Sweden and Development Initiatives confirms not only UNDP's commitment to making information about its programmes and operations available to the public, but also its leadership in spearheading transparency across the development community.

Delivery against what UNDP stated in its Implementation Schedule:

In 2013 UNDP will consolidate its systematic publishing to IATI and fulfil its commitment to transparency above and beyond international standards.

Starting 2013, publication of 2012 IATI data will happen by mid May (compared to November previously) and IATI data for all development projects operational in 2013 will be published quarterly. UNDP will make efforts to implement monthly automated updates starting 2014. Several UNDP policy guidelines, strategy documents and two year budget planning estimation reports will be updated and reviewed and are expected to be published in May 2013.

OECD CRS data publication will be adapted and included as part of the IATI publication. This process will follow the guidance provided by IATI Secretariat and the recent developments on the Common Standard.

Publication of key attributes

Publication of key attributes (by periodicity or percentage of activities for which published as at 2 April 2013) compared to the intended level of publication (as stated in UNDP's implementation schedule; last updated December 2012) and including publisher comments where appropriate:

| Attribute | Period or percentage of activities | Implementation schedule commitment | Publisher comment |
|---|------------------------------------|--------------------------------------|---|
| Timeliness of transaction data | Beyond one year | Quarterly | UNDP is currently publishing the data annually and start publishing quarterly data from 2013 (publish in June 2013) |
| Frequency of updates | Quarterly | Quarterly | Fully compliant |
| Activity forward planning | 0 | By 2013 | Will be fully compliant starting from 2013 Q1 data (publish in June 2013) |
| Transaction alignment with recipient financial year | Annually | Monthly | Fully compliant |
| Budget alignment with recipient financial year | not known | Annually | Will be fully compliant starting from 2013 Q1 data (publish in June 2013) |
| Unique identifier | 100 | Fully compliant by November 2011 | Fully compliant. |
| Use of recipient language | 0 | Partially compliant by November 2011 | UNDP uses recipient languages in some countries but it has not been captured in xml. For future publication UNDP will include the recipient country languages in xml wherever applicable. |
| Start date | 100 | Fully compliant by November 2012 | |
| End date | 100 | Fully compliant by November 2012 | |
| Implementing organisation | 0 | Fully compliant by November 2012 | Compliant. Most of UNDP projects capture the implementing organisations in xml. Calculation need to be revised to the available percentage. |
| Geography | 0 | Fully compliant by November 2011 | Will be compliant starting from 2013 Q1 data. UNDP is currently in the process of completing subnational geocoding for all projects (publish in June 2013) |
| CRS Sector | 54 | Fully compliant by November 2012 | Fully compliant. CRS sector code is available in all xml files. |
| Commitments | 0 | Fully compliant by November 2012 | Currently not included in xml but will be fully compliant from 2012 data (publish in April 2013) |
| Disbursements and expenditure | 100 | Fully compliant by November 2011 | Fully compliant. From 2012 data disbursement will also be captured in xml (publish in April 2013) |
| Traceable income and disbursements | 0 | Not requested in schedule | Will be fully compliant once we include 'disbursement' and 'incoming funds' in xml from 2012 data (publish in April 2013) |
| Activity documents | 54 | Fully compliant by November 2012 | Fully compliant. UNDP will increase the percentage by making sure more documents are attached for future publications. |
| Text of conditions | 0 | Fully compliant | By default there is no condition attached to UNDP projects. This will be included in xml from 2012 data (publish in April 2013) |
| Results | 0 | Future publication | Currently not included in xml but will be fully compliant from 2013 Q1 date (publish in June 2013) |

UNFPA

United Nations Population Fund

Signatory Progress Summary

First signed up to IATI
May 2012

Frequency of publication
TBC

First published activity files
Planned for June 2013

First published organisation files
Planned for June 2013

UNFPA, the United Nations Population Fund, is an international development agency that promotes the right of every woman, man and child to enjoy a life of health and equal opportunity. UNFPA supports countries in using population data for policies and programmes to reduce poverty and to ensure that every pregnancy is wanted, every birth is safe, every young person is free of HIV/AIDS, and every girl and woman is treated with dignity and respect. Six regional and four sub-regional offices in the field help coordinate work in about 150 countries, areas and territories through 129 country offices. UNFPA partners with governments, other United Nations agencies, communities, NGOs, foundations and the private sector to raise awareness and mobilize the support and resources to achieve its mission.

UNFPA is firmly committed to the values of the International Aid Transparency Initiative (IATI). The Fund recognizes the positive correlation that exists between transparency and public trust in UNFPA-supported development activities and therefore transparency continues to strengthen as a key organisational practice and priority.

Currently, UNFPA is developing an approach to publishing IATI compliant data about its activities as quickly as is feasible during 2013. Mobilization of resources to manage and coordinate UNFPA's efforts in this area has already begun with the recruitment of a full-time project coordinator under way at the time of writing.

UNFPA is currently conducting policy and systems reviews with assistance from UNOPS to prepare for the rollout of the IATI project. UNFPA expects to have more detailed information about a timeline for IATI publication during Q2 2013.

When a scoping of requirements has been carried out fully and available information about country programming and forward planning information has been assessed, UNFPA will be better equipped to update the IATI Secretariat on efforts to promote transparency at the country level.

UNFPA has submitted a provisional common standard implementation schedule to the Development Assistance Committee (DAC) and the IATI Secretariat.

Information about existing transparency initiatives, including IATI, have been made more easily accessible through a link on UNFPA's external website, that will be updated as more information becomes available and will allow the UNFPA stakeholder community to stay abreast of the issues and information they need.

Delivery against what UNFPA stated in its Implementation Schedule:

In line with its commitments under the Busan Partnership for Effective Development Cooperation, UNFPA submitted its preliminary draft of a common standard implementation schedule to the DAC and IATI Secretariat in January 2013. Within this schedule, UNFPA has committed to delivering a first IATI data offering by June 2013.

While some attributes have been targeted for December 2015, this is only due to the fact that the common schedule was completed before the scoping exercise was completed. When scoping is complete and the IATI delivery project gathers momentum, there may be a number of attributes that can be delivered much quicker than anticipated. A common standard schedule will be updated to reflect this when possible.

Publication of key attributes

Intended level of publication key attributes as stated in UNFPA's implementation schedule; last updated January 2013 and including publisher comments where appropriate:

| Attribute | Implementation schedule commitment | Publisher comment |
|---|------------------------------------|---|
| Timeliness of transaction data | Not stated | Scoping exercise for initial publication is underway |
| Frequency of updates | Not stated | Scoping exercise for initial publication is underway |
| Activity forward planning | Not stated | Scoping exercise for initial publication is underway |
| Transaction alignment with recipient financial year | Not stated | Scoping exercise for initial publication is underway |
| Budget alignment with recipient financial year | Not stated | Scoping exercise for initial publication is underway |
| Unique identifier | Future publication June 2013 | Should be possible to be near compliance on initial publication |
| Use of recipient language | Not publishing now | |
| Start date | Future publication June 2013 | Should be possible to be near compliance on initial publication |
| End date | Future publication June 2013 | Should be possible to be near compliance on initial publication |
| Implementing organisation | Future publication June 2013 | Scoping exercise for initial publication is underway |
| Geography | Future publication June 2013 | Should be possible to be near compliance on initial publication |
| CRS Sector | Future publication December 2015 | Scoping exercise for initial publication is underway |
| Commitments | Future publication June 2013 | Should be possible to near compliance on initial publication |
| Disbursements and expenditure | Future publication June 2013 | Should be possible to near compliance on initial publication |
| Traceable income and disbursements | Not requested in schedule | |
| Activity documents | Future publication December 2015 | Under consideration |
| Text of conditions | Future publication June 2013 | Scoping exercise for initial publication is underway |
| Results | Future publication December 2015 | Under consideration |

UN-Habitat

The United Nations Human Settlements Programme

Signatory Progress Summary

First signed up to IATI
December 2011

Frequency of publication
Monthly

First published activity files
September 2012

First published organisation files
September 2012

The United Nations Human Settlements Programme, UN-Habitat, is the United Nations agency for human settlements. It is mandated by the UN General Assembly to promote socially and environmentally sustainable towns and cities with the goal of providing adequate shelter for all. UN-Habitat currently publishes 115 IATI activity files.

In 2011, UN-Habitat began a process of change to become more efficient, transparent and accountable and signed up to IATI. In 2012, the "Open UN-Habitat Transparency Initiative" – led by the Head of the Office of External Relations, a senior director – was formally initiated. The first phase of the initiative is planned to take three years and is coordinated by a Junior Professional Officer funded by Sweden.

In the first year, focus has been placed on developing policies and procedures to ensure that IATI data can be published directly from UN-Habitat's project accrual database and developing an open data website, <http://open.unhabitat.org> to display project information. In December 2012, one year after signing up to IATI, UN-Habitat had published data on 115 projects.

Delivery against what UN-Habitat stated in its Implementation Schedule:

With seventy per cent of the project portfolio published and with the aim of publishing 100 per cent of the projects subject to our exclusion policy, the focus of UN-Habitat is now to improve the quality of information being reported.

UN-Habitat is making improvements to its new Project Management System which will improve IATI reporting to at least 90% of ongoing projects.

There has been some delay to full implementation, mainly due project quality assurance processes. However, there is a genuine appreciation of the benefits of publishing open data both to IATI and the UN-Habitat transparency website, mainly improved accountability to donors and beneficiaries but also improving project documentation and making project information more accessible internally.

Publication of key attributes

Publication of key attributes (by periodicity or percentage of activities for which published as at 2 April 2013) compared to the intended level of publication (as stated in UN-Habitat's implementation schedule; last updated July 2012) and including publisher comments where appropriate:

| Attribute | Period or percentage of activities | Implementation schedule commitment |
|---|------------------------------------|-------------------------------------|
| Timeliness of transaction data | Quarterly | Monthly |
| Frequency of updates | Quarterly | Monthly |
| Activity forward planning | 0 | Under consideration |
| Transaction alignment with recipient financial year | Annually | Annually |
| Budget alignment with recipient financial year | Multi-annual | Annually |
| Unique identifier | 99 | Fully compliant by October 2012 |
| Use of recipient language | 0 | Under consideration |
| Start date | 99 | Fully compliant by October 2012 |
| End date | 99 | Fully compliant by October 2012 |
| Implementing organisation | 25 | Partially compliant by October 2013 |
| Geography | 0 | Partially compliant by October 2013 |
| CRS Sector | 95 | Under consideration |
| Commitments | 1 | Under consideration |
| Disbursements and expenditure | 95 | Under consideration |
| Traceable income and disbursements | 0 | Not requested by schedule |
| Activity documents | 100 | Partially compliant by October 2013 |
| Text of conditions | 0 | Under consideration |
| Results | 0 | Under consideration |

UNICEF

The United Nations Children's Fund

Signatory Progress Summary

First signed up to IATI
March 2012

Frequency of publication
Planned annually

First published activity files
Planned for April 2013

First published organisation files
Planned for April 2013

UNICEF works to champion children's rights, win support and raise money for work with families, communities and governments in more than 190 countries. UNICEF plans to publish to IATI from April 2013.

UNICEF has been pursuing a series of measures to support its commitment to greater transparency and accountability with regard to reporting on both success and challenges against development and humanitarian results and on expenditures.

UNICEF is leveraging the capabilities of the enterprise resource planning platform introduced in 2012 to make public online the volume, allocation and results of development and humanitarian expenditure. For the first time, all UNICEF offices are operating on the same platform for conducting transactions and managing resources. This is enabling the entire organisation to rely on real-time data accessible to all staff, to better identify opportunities to act for children and report more transparently to governments and donors.

In the last year, UNICEF has rolled out a Monitoring Results for Equity System (MoRES), that has strengthened its operational activities by placing greater emphasis on the monitoring of barriers

and bottlenecks that impede achieving results in order to inform programme adjustments, accelerate results for the most vulnerable and provide more focus in the use of development and humanitarian aid. Similarly, UNICEF now has in place a policy for full public disclosure of its internal audit reports and annual programme results reports.

These efforts will make the agency more effective, responsive, efficient, transparent and collaborative in the coming years and better able to deliver on its commitments to the principle of transparency.

Delivery against what UNICEF stated in its Implementation Schedule:

UNICEF prepared an ambitious implementation schedule and met the December 2012 commitment for its submission and subsequent uploading to the OECD website. The first major milestone, that of publishing IATI data, is scheduled for April 2013 and the technical design of software to initiate data conversion from UNICEF's systems to a common open format that meets IATI standards is well underway. This will ensure that UNICEF's information on aid spending is easier to find, use and compare.

In the coming months, UNICEF will also provide detailed results-level aid data with sectoral disaggregation and geographic mapping on its public website.

Publication of key attributes

Intended level of publication key attributes as stated in UNICEF's implementation schedule; last updated December 2012:

| Attribute | Implementation schedule commitment |
|---|------------------------------------|
| Timeliness of transaction data | Quarterly |
| Frequency of updates | Annually |
| Activity forward planning | Fully compliant by 2013 |
| Transaction alignment with recipient financial year | Annually |
| Budget alignment with recipient financial year | Annually |
| Unique identifier | Fully compliant by April 2013 |
| Use of recipient language | Fully compliant by April 2013 |
| Start date | Fully compliant by April 2013 |
| End date | Fully compliant by April 2013 |
| Implementing organisation | Fully compliant by April 2013 |
| Geography (text) | Future publication |
| Geography (geocoding) | Not publishing now |
| CRS Sector | Fully compliant by April 2013 |
| Commitments | Future publication April 2014 |
| Disbursements and expenditure | Fully compliant by April 2013 |
| Traceable income and disbursements | Not requested by schedule |
| Activity documents | Future publication April 2014 |
| Text of conditions | Fully compliant by April 2013 |
| Results | Future publication (bi-annual) |

United Kingdom

DFID

Signatory Progress Summary

First signed up to IATI
September 2008

Frequency of publication
Monthly

First published activity files
March 2011

First published organisation files
March 2011

Key objectives for the Department for International Development (DFID) are to make global development a national priority and promote it to audiences in the UK and overseas, while fostering a new 'aid relationship' with governments of developing countries. DFID publishes 7329 activity files to IATI.

DFID's vision on transparency for itself and for its partners is articulated in its Aid Transparency Guarantee and Open Data Strategy. Increasing transparency and traceability of aid has the potential to transform the way aid is delivered, to improve its impact, and to help increase transparency and accountability between governments and citizens in the countries where DFID works.

DFID has challenged its delivery partners to increase transparency of delivery chains and is committed to use IATI to increase amounts of reusable data about UK aid activities accessible to multiple users.

More open information on aid inputs and results provides evidence of what works and what doesn't. Showing the geographical areas where aid projects are concentrated allows governments, agencies and people to direct aid better. Opening up the aid delivery chain enables taxpayers and beneficiaries to check that the aid promised has been delivered.

DFID has already re-engineered some of its business processes to generate higher quality transparent information. It will continue to focus on improving the quality of its data.

DFID plans improvements in the following specific areas:

A pilot is under way to capture sub-national geographic locations for one or two countries, with an aim for it to be available for all new projects from April 2014.

Results are currently published at country level. Work is under way to capture activity-level results to publish to IATI.

The partner country budget identifier is being piloted. Work is required to map the 25% of activities where there is a one:many relationship between sectors and functional classifications.

Work is under way to link to organisation codes and to both Research and Contracts for individual activities, which are published in different sources.

Other improvements include adding names of partners and suppliers subject to security considerations; splitting budgets by quarter rather than by DFID financial year; and increasing the number of activity documents published.

DFID are building an Aid Information Platform from its IATI data, which will help to identify further areas for improvement.

Making aid information open is the just the start. For transparency to be transformational we need to encourage the use of this aid data. To do this we will establish an Aid Transparency Challenge Fund to stimulate developers to create tools promoting the use of open aid information, supporting the traceability of aid, and improving results reporting.

We will require that all tools developed through this Fund are made 'open source' so that others can use and further develop them.

Finally, DFID will also seek challenges from the people who produce and use this data through establishing a new International Development Sector Transparency Panel in May 2013.

Publication of key attributes

Publication of key attributes (by periodicity or percentage of activities for which published as at 2 April 2013) compared to the intended level of publication (as stated in Dfid's implementation schedule; last updated November 2012) and including publisher comments where appropriate:

| Attribute | Period or percentage of activities | Implementation schedule commitment | Publisher comment |
|---|------------------------------------|-------------------------------------|--|
| Timeliness of transaction data | Monthly | Monthly | |
| Frequency of updates | Monthly | Monthly | |
| Activity forward planning | 83 | Fully compliant by January 2011 | Budget data may not be set yet for all future projects. |
| Transaction alignment with recipient financial year | Monthly | Monthly | |
| Budget alignment with recipient financial year | Annual | Annually | |
| Unique identifier | 100 | Fully compliant by January 2011 | |
| Use of recipient language | 0 | Partially compliant by January 2011 | |
| Start date | 100 | Fully compliant by January 2011 | |
| End date | 100 | Fully compliant by January 2011 | |
| Implementing organisation | 89 | Partially compliant by January 2011 | |
| Geography | 0 | Partially compliant by April 2014 | |
| CRS Sector | 95 | Fully compliant by January 2011 | In the measured dataset there were 408 components with no CRS sector (5%). This represents sectors that are missing from the IATI Sector Codelist. A temporary fix is being implemented. |
| Commitments | 97 | Fully compliant by January 2011 | |
| Disbursements and expenditure | 87 | Fully compliant by December 2012 | |
| Traceable income and disbursements | 49 | Not requested in schedule | 54% of activities have a receiver-org code (no names, but codes identified). |
| Activity documents | 0 | Fully compliant by January 2011 | 35% of all activities have documents. 75% of activities with a start date of 01/01/2011 onwards have documents.. |
| Text of conditions | 0 | Fully compliant by January 2011 | Conditions are published within project documents. |
| Results | 0 | Fully compliant by January 2011 | We publish results within the Annual and Project Completion Reviews documents. |

UNCDF

United Nations Capital Development Fund

Signatory Progress Summary

First signed up to IATI
December 2011

Frequency of publication
Annually

First published activity files
October 2012

First published organisation files
October 2012

UNCDF is the UN's capital investment agency for the world's 49 least developed countries.

It creates new opportunities for poor people and their small businesses by increasing access to microfinance and investment capital. UNCDF programmes help to empower women, and are designed to catalyze larger capital flows from the private sector, national governments and development partners, for maximum impact toward the MDGs.

Improving transparency is at the heart of UNCDF's work through its interventions in inclusive finance and local development.

To promote transparency in its work with microfinance institutions, UNCDF requires all partner institutions to publish its financial figures on the publicly available website www.mixmarket.org. UNCDF also participates yearly in CGAP's Smart Aid assessment, which assesses UNCDF's internal management structures and gives the public an inside view on how UNCDF is managed as an organisation.

Improving transparency is equally key in its work in local development where UNCDF monitors the number of local governments supported that publicize their expenditure against their budget

(transparency). UNCDF was able to publish strong results on this indicator in its recent annual reports. The organisation also helps local governments to adopt transparent procurement practices and published "best practice" in its publication "Procurement for Local Development", that was released in February 2013.

UNCDF leads by example by publishing all project documents and evaluations on its public website (www.uncdf.org) for consultation. The organisation subscribed to IATI in December 2011 and commits to publish IATI conformant financial data yearly.

Delivery against what UNCDF stated in its Implementation Schedule:

UNCDF published the first set of IATI conformant financial data in October 2012 and will publish its next financial data in May 2013.

As mentioned in its implementation plan, UNCDF will improve the user-friendliness of the IATI data by linking the financial data on specific projects with the corresponding project document.

Other improvements might be considered in the process of creating the next UNCDF strategic plan 2014 – 2017 for potential implementation in 2014.

Publication of key attributes

Publication of key attributes (by periodicity or percentage of activities for which published as at 2 April 2013) compared to the intended level of publication (as stated in UNCDF's implementation schedule; work in progress) and including publisher comments where appropriate:

| Attribute | Period or percentage of activities | Implementation schedule commitment |
|---|------------------------------------|------------------------------------|
| Timeliness of transaction data | Cannot calculate | |
| Frequency of updates | Yearly | Yearly |
| Activity forward planning | 0 | |
| Transaction alignment with recipient financial year | Annually | |
| Budget alignment with recipient financial year | not known | |
| Unique identifier | 100 | |
| Use of recipient language | 0 | |
| Start date | 99 | |
| End date | 99 | |
| Implementing organisation | 0 | |
| Geography | 0 | |
| CRS Sector | 0 | |
| Commitments | 0 | |
| Disbursements and expenditure | 100 | |
| Traceable income and disbursements | 0 | |
| Activity documents | 0 | |
| Text of conditions | 0 | |
| Results | 0 | |

UNOPS

United Nations Office for Project Services

Signatory Progress Summary

First signed up to IATI
October 2011

Frequency of publication
Quarterly

First published activity files
October 2011

First published organisation files
October 2011

UNOPS is an operational arm of the United Nations helping a range of partners implement \$1 billion worth of aid and development projects every year. UNOPS works in more than 80 countries around the world, and currently publishes 1151 IATI activity files.

During 2012 UNOPS achievements continued to exhibit a firm and ambitious commitment to transparency. UNOPS was the first United Nations organisation to publish IATI activity records segmented by country (allowing for partner country use of the data) and was the first IATI signatory to add sub-national geocoding to project-level data, another vital element for effective use in planning and coordination by partner countries.

Centralized quality assurance of metadata has ensured high-quality IATI data. This has added a wealth of valuable metadata to UNOPS management systems, allowing UNOPS to launch a new open data information platform, data.unops.org, which represents a significant upgrade of UNOPS existing project information feed. Launched in June 2012 it includes all of UNOPS active projects geocoded according to the AidData/World Bank methodology and is searchable by partner, country and sector on top of existing features listing awarded contracts against project entries as well as other financial and descriptive data. A select number of projects also include project

documentation in a proof-of-concept trial for the document publication system.

Procurement data from the United Nations system, sourced from the Annual Statistical Report on Procurement which is compiled and published by UNOPS, was added to data.unops.org in September 2012 and was demonstrated to member states during the Executive Board session. The 'UN Data' section of data.unops.org now contains 2007-2011 procurement data showing country of supply of goods and services procured by 30 reporting UN organisations and worth \$56 billion. Each country now has a UN procurement profile on data.unops.org showing the volumes procured by individual UN organisations in that country. All of this data is made freely available for download.

UNOPS will reaffirm its commitment of transparency in the 2014-2017 UNOPS Strategic Plan.

Delivery against what UNOPS stated in its Implementation Schedule:

UNOPS delivery against its implementation schedule has been on target. Following a successful pilot in early 2012, UNOPS added geocoding for all of its activities. As outlined in the common standard implementation schedule submitted in December 2012, there are some limitations to the forward planning and country level information that UNOPS can publish given its role closer to that of implementing partner without any programmatic mandate. UNOPS will move to monthly updates in 2013 to improve the freshness and utility of the IATI data for partner countries. UNOPS will continue to look at publishing data regarding outputs under the heading of results, particularly in its areas of core expertise and assess the creation of quarterly budgets from the annual versions currently in the data.

Publication of key attributes

Publication of key attributes (by periodicity or percentage of activities for which published as at 2 April 2013) compared to the intended level of publication (as stated in UNOPS's implementation schedule; last updated August 2012) and including publisher comments where appropriate:

| Attribute | Period or percentage of activities | Implementation schedule commitment | Publisher comment |
|---|------------------------------------|------------------------------------|--|
| Timeliness of transaction data | Quarterly | Quarterly | |
| Frequency of updates | Monthly | Quarterly | |
| Activity forward planning | 0 | Not applicable | |
| Transaction alignment with recipient financial year | Monthly | Monthly | |
| Budget alignment with recipient financial year | not known | Partially compliant | Date structure to bring budget values in to line with recipient financial year will be adjusted on next Registry update. Period value will be quarterly. |
| Unique identifier | 100 | Fully compliant October 2011 | |
| Use of recipient language | 0 | Not publishing now | |
| Start date | 100 | Fully compliant October 2011 | |
| End date | 100 | Fully compliant October 2011 | |
| Implementing organisation | 100 | Fully compliant October 2011 | |
| Geography (text) | 100 | Fully compliant October 2011 | |
| Geography (geocoding) | 88 | Fully compliant May 2012 | Some activities are global in nature. Accordingly, 12 per cent of activities have coordinates added that refer to the office that is delivering the activity but they do not have a precision code added since there is no 'global' precision code value in the current version of the geo-coding methodology. |
| CRS Sector | 100 | Fully compliant October 2011 | |
| Commitments | 100 | Fully compliant October 2011 | |
| Disbursements and expenditure | 100 | Fully compliant October 2011 | |
| Traceable income and disbursements | 0 | Not requested in schedule | |
| Activity documents | 100 | Fully compliant October 2011 | |
| Text of conditions | 0 | Not applicable | |
| Results | 0 | Future publication | |

UN Women

Signatory Progress Summary

First signed up to IATI
May 2012

Frequency of publication
Monthly

First published activity files
November 2012

First published organisation files
November 2012

The United Nations established UN Women, the United Nations Entity for Gender Equality and the Empowerment of Women, by General Assembly Resolution 64/289 and it became operational in January 2011. Grounded in the vision of equality enshrined in the Charter of the United Nations, UN Women works towards the elimination of discrimination against women and girls; the economic empowerment of women; the achievement of equality between women and men as partners and beneficiaries of development, human rights, humanitarian action and peace and security. UN Women is funded by Member States of the UN General Assembly. UN Women supports IATI and celebrated becoming the 100th IATI publisher in November 2012.

Accountability and transparency build trust between UN Women and its stakeholders, be they member states, partners or the general public.

UN Women became a signatory to IATI because this initiative brings together donors, international organisations, NGOs and other organisations to agree on common standards to publish programme activities. This makes it easier to track what aid is being used for and what it is achieving on the ground for women and girls.

Furthermore, UN Women promotes transparency in its procurement activities by publishing requests for proposals on its website and soliciting tenders from suppliers and service providers.

Delivery against what UN Women stated in its Implementation Schedule:

UN Women has adopted a phased approach to publish its programme activities. In November 2012, UN Women launched [its own open data website](#) making programme data by country available to the public.

The website is displaying the world map and is indicating the countries in which UN Women is conducting programme activities. In phase 1, UN Women is reflecting programme/project information and their relevant budgets for agreements entered into from 1 January 2012 to 30 September 2012.

UN Women has been welcomed as the 100th publisher on the [open data registry of the International Aid Transparency Initiative \(IATI\)](#).

Publication of key attributes

Publication of key attributes (by periodicity or percentage of activities for which published as at 2 April 2013) compared to the intended level of publication (as stated in UN Women's implementation schedule; last updated December 2012) and including publisher comments where appropriate:

| Attribute | Period or percentage of activities | Implementation schedule commitment | Publisher comment |
|---|------------------------------------|------------------------------------|--|
| Timeliness of transaction data | First-time publisher | Fully compliant by November 2012 | Phase1 data published in Nov 2012 for projects which commenced Jan to Sep 2012 |
| Frequency of updates | First-time publisher | Fully compliant by November 2012 | Phase1 data published in Nov 2012 for projects which commenced Jan to Sep 2012 |
| Activity forward planning | 0 | Fully compliant by November 2012 | |
| Transaction alignment with recipient financial year | Annually | Fully compliant by November 2012 | Phase 1 reports projects over its planned budget period which ranges from 1 to 3 years |
| Budget alignment with recipient financial year | First-time publisher | Fully compliant by November 2012 | Phase 1 reports projects over its planned budget period which ranges from 1 to 3 years |
| Unique identifier | 100 | Fully compliant by November 2012 | |
| Use of recipient language | 0 | Under consideration | |
| Start date | 100 | Fully compliant by November 2012 | |
| End date | 100 | Fully compliant by November 2012 | |
| Implementing organisation | 0 | Fully compliant by November 2012 | |
| Geography | 0 | Under consideration | Phase 1 projects are published on world map with clear programme descriptions |
| CRS Sector | 0 | Under consideration | |
| Commitments | 0 | Fully compliant by November 2012 | Phase 1 published projects with its planned commitments |
| Disbursements and expenditure | 0 | Fully compliant by 2015 | To be published in later phases |
| Traceable income and disbursements | 0 | Fully compliant by 2015 | To be published in later phases |
| Activity documents | 0 | Under consideration | |
| Text of conditions | 0 | Under consideration | |
| Results | 0 | Under consideration | |

United States

USAID and Department of State

Signatory Progress Summary

First signed up to IATI
November 2011

Frequency of publication
TBC

First published activity files
December 2012

First published organisation files
December 2012

The U.S. Agency for International Development (USAID) and the Department of State work together to meet the United States' commitment to increasing foreign aid transparency.

The Obama Administration has a long-standing commitment to increase foreign assistance transparency to advance U.S. foreign policy and global development goals. In September 2012, the Office of Management and Budget's (OMB) issued **Bulletin 12-01 - Guidance on Collection of U.S. Foreign Assistance Data** which provides government-wide guidance on the publication of timely, detailed, standardized foreign assistance data. It institutionalizes the USG's commitment to increase aid transparency while streamlining multiple domestic and international reporting requirements, including the publication of foreign assistance data in the IATI format.

The OMB Bulletin stipulates that all U.S. Government foreign assistance data be reported to the **Foreign Assistance Dashboard** (www.ForeignAssistance.gov) which is an interactive website and database that was launched in 2010. The goal of the Foreign Assistance

Dashboard is to enable a wide variety of stakeholders, including partner countries, U.S. citizens, civil society organisations, the Congress, U.S. Government agencies and other donors, the ability to examine, research, and track USG foreign assistance investments in an accessible and easy-to-understand format. The Dashboard is still in its early stages of development, and over time will contain more detailed information for all USG agencies managing foreign assistance. Currently, the Dashboard contains aggregate level information for USAID, the Department of State and the Millennium Challenge Corporation.

Delivery against what the USA stated in its Implementation Schedule:

As elaborated in the U.S. implementation schedule, the United States first published data in the IATI format in December 2012. This included historical, verified OECD/DAC CRS data, forward-looking budget request data (for approximately 70% of total USG ODA flows) and more timely quarterly reporting for those agencies that have begun reporting their data to the Foreign Assistance Dashboard. The Dashboard is the vehicle for publishing U.S. data in the IATI XML format. As more agencies begin reporting detailed data to the Dashboard, the quarterly data conversion in the IATI format will become more robust and detailed, with quarterly reporting commencing in 2013 and 100% implementation expected by the end of 2015.

Publication of key attributes

Publication of key attributes (by periodicity or percentage of activities for which published as at 2 April 2013) compared to the intended level of publication (as stated in USA's implementation schedule; last updated December 2012) and including publisher comments where appropriate:

| Attribute | Period or percentage of activities | Implementation schedule commitment | Publisher comment |
|---|------------------------------------|---|---|
| Timeliness of transaction data | Beyond one year | Two months in arrears | Quarterly reporting will commence in 2013. |
| Frequency of updates | New publisher | Quarterly reporting to commence in 2013 | |
| Activity forward planning | 0 | Unable to publish | The United States will exercise discretion in reporting prospective information. |
| Transaction alignment with recipient financial year | Annually | Quarterly by 2015 | |
| Budget alignment with recipient financial year | not known | Partially compliant by February 2013 | |
| Unique identifier | 98 | Fully compliant by end 2015 | |
| Use of recipient language | 0 | Unable to publish | |
| Start date | 98 | Fully compliant by end 2015 | |
| End date | 98 | Fully compliant by end 2015 | |
| Implementing organisation | 98 | Fully compliant by end 2015 | |
| Geography | 0 | Under consideration | |
| CRS Sector | 98 | Fully compliant by end 2015 | |
| Commitments | 42 | Fully compliant by end 2015 | The USG may commit money in one fiscal year for which a subsequent disbursement may not be made against that commitment for a number of years. |
| Disbursements and expenditure | 55 | Fully compliant by end 2015 | See comment above. The USG has recently begun publishing IATI data and is not going to publish historical data for all records in the IATI format. Therefore, there may be records that only have disbursement figures because the original commitment was made in prior years. |
| Traceable income and disbursements | 0 | Not requested in schedule | |
| Activity documents | 0 | Unable to publish | |
| Text of conditions | 0 | Unable to publish | |
| Results | 0 | Under consideration | |

World Bank

Signatory Progress Summary

First signed up to IATI
September 2008

Frequency of publication
Bi-annual

First published activity files
May 2011

First published organisation files
May 2011

The World Bank is not a bank in the ordinary sense but a unique partnership to reduce poverty and support development. They comprise two institutions managed by 188 member countries: the International Bank for Reconstruction and Development (IBRD) and the International Development Association (IDA).

The first multilateral institution to publish to the IATI standard in 2011, the Bank has continued to implement IATI successfully. The Bank is working towards automating its systems to publish to IATI on a quarterly basis, and to publish higher quality data with wider coverage.

Delivery against what the World Bank stated in its Implementation Schedule:

In addition to meeting its commitments in the 2011 IATI Implementation Schedule, the Bank has made progress against them, particularly at the activity level. The activity title and description as well as the activity contact and activity website are now published.

Publication of key attributes

Publication of key attributes (by periodicity or percentage of activities for which published as at 2 April 2013) compared to the intended level of publication (as stated in World Bank's implementation schedule; last updated February 2013) and including publisher comments where appropriate:

| Attribute | Period or percentage of activities | Implementation schedule commitment | Publisher comment |
|---|------------------------------------|------------------------------------|---|
| Timeliness of transaction data | Beyond one year | Six monthly | |
| Frequency of updates | Annually | Quarterly | |
| Activity forward planning | 0 | Under consideration | The Bank has participated in the Forward Spending Survey since 2008 |
| Transaction alignment with recipient financial year | Monthly | Monthly | |
| Budget alignment with recipient financial year | not known | Under consideration | |
| Unique identifier | 100 | Fully compliant by May 2011 | |
| Use of recipient language | 0 | Partially compliant as of May 2011 | The World Bank publishes this information in the recipient's official language |
| Start date | 100 | Fully compliant by May 2011 | |
| End date | 100 | Fully compliant by May 2011 | |
| Implementing organisation | 100 | Fully compliant by May 2011 | |
| Geography | 0 | Fully compliant by May 2011 | Sub-national geographical identification will be published in the future. The country and region are published. |
| CRS Sector | 100 | Fully compliant by May 2011 | |
| Commitments | 12 | Fully compliant by May 2011 | |
| Disbursements and expenditure | 31 | Fully compliant by May 2011 | |
| Traceable income and disbursements | 100 | Not requested in schedule | This information is publicly available in the Bank's Projects and Operations Portal |
| Activity documents | 100 | Partially compliant by May 2011 | |
| Text of conditions | 0 | Fully compliant by May 2011 | |
| Results | 0 | Fully compliant by May 2011 | This information is publicly available in the Bank's Projects and Operations Portal |

World Food Programme

Signatory Progress Summary

First signed up to IATI
August 2012

Frequency of publication
Planned to be annually

First published activity files
Planned for April 2013

First published organisation files
Planned for April 2013

Part of the United Nations system, the World Food Programme (WFP) is the world's largest humanitarian agency fighting hunger worldwide. WFP provides both emergency and developmental food assistance to between 75 and 90 million people every year in more than 70 countries. Around 15,000 people work for the organisation, most of them in the field, directly serving the hungry poor. WFP plans to publish to IATI from April 2013.

Transparency is a core principle of the World Food Programme (WFP). Effective transparency depends on the ability of internal systems to collect reliable and relevant information on the use of the organisation's resources and strong evidence on the results achieved against the organisation's strategic goals. But it also requires a clear commitment and continuing investment from management to present and share this information in ways that are both accessible and meaningful to stakeholders.

Examples of the ways WFP has addressed transparency include:

- Producing IPSAS compliant Financial statements, which is crucial to sharing information that can be readily understood by stakeholders and the first UN organisation to achieve this goal.

- Developing and using a common strategic results framework across all its projects.
- Producing regular annual performance reports at both an entity and a project level that are focused on results.
- Expanding the scope of its ERP system to capture an increasing range of financial and performance information across all functional activities.
- Regular reporting to its Governing bodies on actions to enhance and improve internal efficiency; the results of internal evaluations operational effectiveness; and the responsiveness of the organisation to oversight body recommendations.
- The publication of all oversight body reports (this includes from 2013 internal audit and inspection reports produced by the Inspector General).
- A clear disclosure of information policy, including an independent process for the review of any decisions to deny access to information.
- A new internal control framework and regular reporting on the effectiveness of internal control within the organisation.
- Active participation in work to harmonise donor reporting arrangements.

Looking forward WFP has plans in place to:

- Enhance its Monitoring and Evaluation processes and systems to support data collection and regular evaluation.
- Update its results management and strategic results frameworks in the light of a new Strategic Plan for 2014-2017.

Delivery against what World Food Programme stated in its Implementation Schedule:

World Food Programme is currently preparing the publishing of its first set of IATI compliant data. We plan to publish all major activity attributes and expenditures

as defined in the published Implementation Plan by April 2013. We will also publish activity budget and incoming funds as well as some additional activity information (status, documents and websites) within 2013. We will endeavour to increase the frequency of data updates to quarterly within the end of 2014.

Publication of key attributes

Intended level of publication key attributes as stated in the World Food Programme's implementation schedule; last updated December 2012

| Attribute | Implementation schedule commitment |
|---|------------------------------------|
| Timeliness of transaction data | Quarterly |
| Frequency of updates | Annually |
| Activity forward planning | Future publication December 2013 |
| Transaction alignment with recipient financial year | Annually |
| Budget alignment with recipient financial year | Annually |
| Unique identifier | Fully compliant in April 2013 |
| Use of recipient language | Not publishing now |
| Start date | Fully compliant in April 2013 |
| End date | Fully compliant in April 2013 |
| Implementing organisation | Fully compliant in April 2013 |
| Geography | Not publishing now |
| CRS Sector | Fully compliant in April 2013 |
| Commitments | Not applicable |
| Disbursements and expenditure | Fully compliant in April 2013 |
| Traceable income and disbursements | Not requested in schedule |
| Activity documents | Under consideration |
| Text of conditions | Not applicable |
| Results | Under consideration |

Future plans for signatories

As of 2 April 2013 24 of the 37 signatories had already published to IATI and are now planning improvements.

Several signatories plan to publish for the first time to IATI in the spring of 2013 including African Development Bank, IFAD (International Fund for Agricultural Development), UNICEF and World Food Programme.

In the table in the following section, you will see a snapshot of who plans to publish what to IATI, with ticks against the elements signatories plan to publish by 2015. Those that are left blank indicate where the signatory is yet to commit to firm plans to implement those elements.

By 2015, most organisations that have published a schedule are planning to publish core IATI data such as recipient

country language, reporting organisation, flow type, sector, finance type, and activity start and end dates. This is typically information that is readily available within organisations, particularly those who report to the CRS. All donors should be delivering these basic fields in their first implementation of IATI; those who are not should address these as a priority.

Signatories already publishing some of the value added elements of IATI include Canada and The Global Fund publishing results data and UNOPS, Finland and Spain publishing subnational information through the use of geocoding.

Learn by doing before the 2015 deadline

While those signatories who have committed in their implementation schedules to complying with the IATI Standard by the 2015 deadline should be applauded, there are benefits to getting started before this date.

As the publishing community grows they are learning from each other,

taking advantage of central data quality and process reviews and improving incrementally rather than taking a 'big bang' approach. This has proven to be a useful publishing strategy, helping to inform IT and resource investment as well as future mapping of internal processes over time to IATI requirements.

Publish What You Fund Aid Transparency Tracker

Publish What You Fund has developed an online application in order to assess and compare the various donor implementation schedules currently available. The application has been designed to read the Busan common standard schedules and presents the findings in an accessible format that

allows them to be compared across donors. It provides information on each field included in the standard, when each field will be published by different organisations, as well as an overall timeline for publication.

Go to the [Aid Transparency Tracker](#).

Signatory progress: who plans to publish what by 2015

Where blank spaces can be seen, this indicates the publisher either does not have plans to publish these elements by 2015 or is working to finalise dates for each in their implementation schedule. Data derived from Busan common standard implementation schedules

| | Identification | | | Basic activity information | | | | | | | | | Geopolitical information | | | Classifications | | | | | | | Financial | | Financial transaction | | | | | Related documents | | | Performance | | | | |
|----------------------|------------------------|--------------------------|---------------------------|----------------------------|----------------------|-----------------|-----------------------------|---------------------------|-------------------|--------------------------------------|--|---|--|-------------------|------------------|----------------------------------|------------------|--------------------------|----------------|--------------------|-------------------|----------------------|------------------|-------------------------|-----------------------|-----------------------|------------------------------------|--|---------------------------------------|--|---|--------------------|------------------|------------------|------------|--------------|---|
| | Reporting organisation | IATI activity identifier | Other activity identifier | Activity title | Activity description | Activity status | Activity dates (start date) | Activity dates (end date) | Activity contacts | Participating organisation (funding) | Participating organisation (extending) | Participating organisation (implementing) | Participating organisation (accountable) | Recipient country | Recipient region | Sub-national geographic location | Sector (DAC CRS) | Sector (agency specific) | Policy markers | Collaboration type | Default flow type | Default finance type | Default aid type | Default tied aid status | Activity budget | Planned disbursements | Financial transaction (commitment) | Financial transaction (disbursement & expenditure) | Financial transaction (reimbursement) | Financial transaction (incoming funds) | Financial transaction (loan repayment / interest repayment) | Activity documents | Activity website | Related activity | Conditions | Results data | |
| AfDB | ● | ● | | ● | ● | ● | ● | ● | ● | ● | ● | ● | ● | ● | ● | ● | ● | ● | ● | ● | ● | ● | ● | ● | ● | ● | ● | ● | ● | ● | ● | ● | ● | ● | ● | ● | ● |
| AsDB | ● | ● | | ● | ● | ● | ● | ● | ● | ● | ● | ● | ● | ● | ● | ● | ● | ● | ● | ● | ● | ● | ● | ● | ● | ● | ● | ● | ● | ● | ● | ● | ● | ● | ● | ● | ● |
| Australia | ● | ● | ● | ● | ● | ● | ● | ● | ● | ● | ● | ● | ● | ● | ● | ● | ● | ● | ● | ● | ● | ● | ● | ● | ● | ● | ● | ● | ● | ● | ● | ● | ● | ● | ● | ● | ● |
| Belgium | ● | ● | ● | ● | ● | ● | ● | ● | ● | ● | ● | ● | ● | ● | ● | ● | ● | ● | ● | ● | ● | ● | ● | ● | ● | ● | ● | ● | ● | ● | ● | ● | ● | ● | ● | ● | ● |
| Canada | ● | ● | ● | ● | ● | ● | ● | ● | ● | ● | ● | ● | ● | ● | ● | ● | ● | ● | ● | ● | ● | ● | ● | ● | ● | ● | ● | ● | ● | ● | ● | ● | ● | ● | ● | ● | ● |
| CDC | ● | ● | ● | ● | ● | ● | ● | ● | ● | ● | ● | ● | ● | ● | ● | ● | ● | ● | ● | ● | ● | ● | ● | ● | ● | ● | ● | ● | ● | ● | ● | ● | ● | ● | ● | ● | ● |
| Denmark | ● | ● | ● | ● | ● | ● | ● | ● | ● | ● | ● | ● | ● | ● | ● | ● | ● | ● | ● | ● | ● | ● | ● | ● | ● | ● | ● | ● | ● | ● | ● | ● | ● | ● | ● | ● | ● |
| EC EuropeAid | ● | ● | ● | ● | ● | ● | ● | ● | ● | ● | ● | ● | ● | ● | ● | ● | ● | ● | ● | ● | ● | ● | ● | ● | ● | ● | ● | ● | ● | ● | ● | ● | ● | ● | ● | ● | ● |
| Finland | ● | ● | ● | ● | ● | ● | ● | ● | ● | ● | ● | ● | ● | ● | ● | ● | ● | ● | ● | ● | ● | ● | ● | ● | ● | ● | ● | ● | ● | ● | ● | ● | ● | ● | ● | ● | ● |
| GAVI | | | | | | | | | | | | | | | | | | | | | | | | | | | | | | | | | | | | | |
| Germany | ● | ● | ● | ● | ● | ● | ● | ● | ● | ● | ● | ● | ● | ● | ● | ● | ● | ● | ● | ● | ● | ● | ● | ● | ● | ● | ● | ● | ● | ● | ● | ● | ● | ● | ● | ● | ● |
| Hewlett | ● | ● | | ● | ● | ● | ● | ● | ● | ● | ● | ● | ● | ● | ● | ● | ● | ● | ● | ● | ● | ● | ● | ● | ● | ● | ● | ● | ● | ● | ● | ● | ● | ● | ● | ● | ● |
| IDB | ● | ● | | ● | ● | ● | ● | ● | ● | ● | ● | ● | ● | ● | ● | ● | ● | ● | ● | ● | ● | ● | ● | ● | ● | ● | ● | ● | ● | ● | ● | ● | ● | ● | ● | ● | ● |
| IFAD | ● | ● | | ● | ● | ● | ● | ● | ● | ● | ● | ● | ● | ● | ● | ● | ● | ● | ● | ● | ● | ● | ● | ● | ● | ● | ● | ● | ● | ● | ● | ● | ● | ● | ● | ● | ● |
| ILO | | | | | | | | | | | | | | | | | | | | | | | | | | | | | | | | | | | | | |
| Ireland | ● | | | ● | ● | ● | ● | ● | ● | ● | ● | ● | ● | ● | ● | ● | ● | ● | ● | ● | ● | ● | ● | ● | ● | ● | ● | ● | ● | ● | ● | ● | ● | ● | ● | ● | ● |
| Netherlands | ● | ● | | ● | ● | ● | ● | ● | ● | ● | ● | ● | ● | ● | ● | ● | ● | ● | ● | ● | ● | ● | ● | ● | ● | ● | ● | ● | ● | ● | ● | ● | ● | ● | ● | ● | ● |
| New Zealand | ● | ● | | ● | ● | ● | ● | ● | ● | ● | ● | ● | ● | ● | ● | ● | ● | ● | ● | ● | ● | ● | ● | ● | ● | ● | ● | ● | ● | ● | ● | ● | ● | ● | ● | ● | ● |
| Norway | ● | ● | | ● | ● | ● | ● | ● | ● | ● | ● | ● | ● | ● | ● | ● | ● | ● | ● | ● | ● | ● | ● | ● | ● | ● | ● | ● | ● | ● | ● | ● | ● | ● | ● | ● | ● |
| OCHA | | | | | | | | | | | | | | | | | | | | | | | | | | | | | | | | | | | | | |
| Spain | ● | ● | ● | ● | ● | ● | ● | ● | ● | ● | ● | ● | ● | ● | ● | ● | ● | ● | ● | ● | ● | ● | ● | ● | ● | ● | ● | ● | ● | ● | ● | ● | ● | ● | ● | ● | ● |
| Sweden | ● | ● | | ● | ● | ● | ● | ● | ● | ● | ● | ● | ● | ● | ● | ● | ● | ● | ● | ● | ● | ● | ● | ● | ● | ● | ● | ● | ● | ● | ● | ● | ● | ● | ● | ● | ● |
| Switzerland | ● | ● | | ● | ● | ● | ● | ● | ● | ● | ● | ● | ● | ● | ● | ● | ● | ● | ● | ● | ● | ● | ● | ● | ● | ● | ● | ● | ● | ● | ● | ● | ● | ● | ● | ● | ● |
| The Global Fund | | | | | | | | | | | | | | | | | | | | | | | | | | | | | | | | | | | | | |
| UK (DfID) | ● | ● | ● | ● | ● | ● | ● | ● | ● | ● | ● | ● | ● | ● | ● | ● | ● | ● | ● | ● | ● | ● | ● | ● | ● | ● | ● | ● | ● | ● | ● | ● | ● | ● | ● | ● | ● |
| UNCDF | | | | | | | | | | | | | | | | | | | | | | | | | | | | | | | | | | | | | |
| UNDP | ● | ● | | ● | ● | ● | ● | ● | ● | ● | ● | ● | ● | ● | ● | ● | ● | ● | ● | ● | ● | ● | ● | ● | ● | ● | ● | ● | ● | ● | ● | ● | ● | ● | ● | ● | ● |
| UNFPA | ● | ● | ● | ● | ● | ● | ● | ● | ● | ● | ● | ● | ● | ● | ● | ● | ● | ● | ● | ● | ● | ● | ● | ● | ● | ● | ● | ● | ● | ● | ● | ● | ● | ● | ● | ● | ● |
| UN-Habitat | ● | ● | | ● | ● | ● | ● | ● | ● | ● | ● | ● | ● | ● | ● | ● | ● | ● | ● | ● | ● | ● | ● | ● | ● | ● | ● | ● | ● | ● | ● | ● | ● | ● | ● | ● | ● |
| Unicef | ● | ● | ● | ● | ● | ● | ● | ● | ● | ● | ● | ● | ● | ● | ● | ● | ● | ● | ● | ● | ● | ● | ● | ● | ● | ● | ● | ● | ● | ● | ● | ● | ● | ● | ● | ● | ● |
| UN Women | | | | | | | | | | | | | | | | | | | | | | | | | | | | | | | | | | | | | |
| UNOPS | ● | ● | | ● | ● | ● | ● | ● | ● | ● | ● | ● | ● | ● | ● | ● | ● | ● | ● | ● | ● | ● | ● | ● | ● | ● | ● | ● | ● | ● | ● | ● | ● | ● | ● | ● | ● |
| USA | ● | ● | ● | ● | ● | ● | ● | ● | ● | ● | ● | ● | ● | ● | ● | ● | ● | ● | ● | ● | ● | ● | ● | ● | ● | ● | ● | ● | ● | ● | ● | ● | ● | ● | ● | ● | ● |
| World Bank | ● | ● | | ● | ● | ● | ● | ● | ● | ● | ● | ● | ● | ● | ● | ● | ● | ● | ● | ● | ● | ● | ● | ● | ● | ● | ● | ● | ● | ● | ● | ● | ● | ● | ● | ● | ● |
| World Food Programme | ● | ● | | ● | ● | ● | ● | ● | ● | ● | ● | ● | ● | ● | ● | ● | ● | ● | ● | ● | ● | ● | ● | ● | ● | ● | ● | ● | ● | ● | ● | ● | ● | ● | ● | ● | ● |

Section 4
**IATI and
Civil Society
Organisations
(CSOs)**

CSO progress to date

At the time of the annual report going to press, there are over 80 CSOs publishing to IATI; the early publishers include The HIV/Aids Alliance, Hivos, OXFAM, Save the Children, SPARK and Transparency International, to name a few.

Right from the start of IATI, CSOs have played their part in IATI, for example:

- Publish What You Fund, Transparency International, the BetterAid platform, the INGO Accountability Charter and the International Budget Project have all sat as members of the IATI Steering Committee;
- Leading European and US NGOs took part in IATI consultation meetings in Brussels and Washington DC in 2009,

and 13 international NGOs joined the 156 regional and national CSOs who took part in regional IATI consultation meetings in the South organised by IBON;

- NGOs are active members of the IATI Technical Advisory Group (TAG) including CARE International, GlobalGiving and InterAction, the largest alliance of US-based NGOs.
- Many CSOs have been powerful advocates for IATI, ranging from individual NGOs such as Oxfam America, who lobbied the US Government to join IATI, to the 30 organisations that signed joint letters to IATI signatories urging them to maintain a high level of ambition for IATI.

Why have NGOs implemented IATI?

In preparing for the [Open Knowledge Festival](#) in Helsinki in 2012, NGO representatives and open data activists identified their top reasons for implementing IATI.

The top three reasons were:

1. **IATI can improve internal management processes** – implementation can improve internal information flow and management procedures, highlight areas for improvement in data quality and capture and enable data based monitoring for headquarters, project staff and beneficiaries.
2. **IATI strengthens the core values of NGOs** – available and accessible data empowers local partners to demand

accountability; being accountable adds to donor credibility in country; working in partnership and ownership are core values of NGOs and IATI.

3. **IATI helps to increase aid effectiveness of the whole aid system** - The publication of open and comprehensive NGO data is necessary for partner country governments to make better budget decisions and to take into account NGO activities in different sectors. By implementing the IATI standard NGOs make a significant contribution to more effective aid and more effective reduction of poverty.

[Read the full findings published on OpenAid blog](#)

Publish What You Fund Aid Transparency Index

Publish What You Fund (PWYF) monitors the transparency of aid organisations in order to track progress, encourage further transparency and hold organisations to account. [PWYF's 2012 Aid Transparency Index](#) cites IATI as "the most effective vehicle for delivering aid transparency".

Future plans for CSOs

Collaboration within the CSO stakeholder group is strong with lessons on implementation being shared regularly and the group presenting opinions from a CSO perspective at IATI Steering Committee level.

Traceability: Case study on pushing IATI down the implementation chain

The UK (via the Department for International Development) was the first donor country to start implementing IATI, and expects DfID-funded NGOs to do the same, placing a minimum IATI publishing requirement on all NGO funding recipients.

DfID supports the NGOs to implement IATI by co-financing a support program that is run by Bond, the UK membership body for NGOs.

This has mobilised more than eighty UK NGOs to work together to publish according strict deadlines. While other government donors are yet to consider a similar arrangement, lessons are being

shared with key NGO support networks such as PARTOS (The Netherlands) and InterAction (United States), who are exploring the potential for a similar support mechanism.

Following their success to date, DfID is now working on processes to support private sector contractors to do the same.

Want to find out more?

On the [IATI Knowledge Base](#) you will find documents and discussions relating specifically to NGOs, including example exclusion policies, the DfID minimum standard requirements and step-by-step implementation guidance.

Section 5
**Hot topics
for IATI**

Showcasing partner country commitment

Those partner countries that have endorsed IATI were keen to share their overarching commitments to transparency and some examples of how they are embedding transparency locally to complement donor efforts to publish to IATI. In this section you will see a number of statements from some of our partner country endorsees outlining their progress on the transparency agenda to date.

Burkina Faso

Burkina Faso endorsed IATI in July 2009 and takes part in the activities of the Steering Committee and the Technical Advisory Group. The country has been steadfast in its efforts to strengthen its partnership with IATI and in its commitment to improved aid efficiency.

Aid transparency is very important to Burkina Faso in that it contributes to the implementation of good economic governance. This issue goes beyond aid transparency and is part and parcel of the general provisions to ensure transparency in public finance management.

With a view to ensuring rigorous management of public resources, the government has undertaken significant reforms of its public finance system and, on two occasions, conducted an evaluation of public finance using the Public Expenditures and Financial Accountability (PEFA) methodology.

Actions aimed at public accountability and information

Among other initiatives, Burkina Faso regularly publishes funding agreements, produces a [report on Development Cooperation](#) (RCD - Rapport sur la Coopération pour le Développement), produces an annual Public Finance Report, has made appropriation laws and procurement awards available publicly,

and established a [permanent framework](#) for dialogue between Government and technical and financial partners. The Government of Burkina Faso has joined the Extractive Industries Transparency Initiative and has been working towards attaining compliant country status in 2013.

Colombia

As an upper middle-income country, only 0.4% of Colombia's national budget comes from aid flows, and the country is the second largest ODA recipient in Latin America and the Caribbean. Thus, the focus of the Colombian Government is on increasing the effectiveness and impact of international cooperation programs and projects, and ensuring thematic and regional distribution.

The Colombian Presidential Agency of International Cooperation, APC-Colombia (www.apccolombia.gov.co) plays the

primary role in managing, coordinating and monitoring development cooperation in Colombia. To achieve this, Colombia is particularly interested in ensuring that foreign and domestic resources get to those groups and regions who most need it, and that it is delivered effectively, without causing additional harm to vulnerable groups.

Top-down and bottom-up aid information

When donors publish project level data APC-Colombia can compare top-down information it receives from international aid organisations about project locations and objectives with bottom-up information it receives from Colombia's 32 state-level international cooperation committees. Each of these local committees is responsible for identifying the development needs in its particular region, and for delivering a plan annually to APC-Colombia with information on local needs, best practices, and training and capacity-building requirements.

APC-Colombia currently monitor and manage aid flows into the country through its aid information management

system: SIAOD, which has an external user-friendly map interface (www.accionsocial.gov.co/new_mapa) that enables the interested actors to monitor aid projects, including results, geographic and beneficiaries information. Due to the strong commitment of Colombia to the provision of information on international cooperation as a public good, APC-Colombia is updating the Colombian AIMS in order to better reflect the reality of development cooperation of the country.

Ghana

Ghana has been declared a lower middle-income country since a rebasing exercise carried out by the Ghana Statistical Service was officially announced in November 2010. Ghana's fiscal year is from January to December; and net external aid flows from 2004-2010 have averaged about USD 1.4bn a year. Funding from development partners represents approximately 30% of the central government budget; Ghana is therefore not highly aid dependent. However, external assistance will be important for some sectors, as well as for big-ticket investments that are financed disproportionately from donor resources.

Ghana has made tremendous strides in its commitment to have a transparent system of governance. Local initiatives that demonstrate Ghana's commitment to transparency include the establishment

of a Public Interest and Accountability Committee, in accordance with the Petroleum Revenue Management Act, to serve as an independent oversight body for the management of Ghana's oil revenue. Also there is a "Meet the Press" series during which Ministers and key public officials brief the press on various development and governance issues affecting their Ministries, Departments and Agencies. The Presidency has also opened up to the press through this mechanism; and the President is quizzed on various development issues.

Introducing systems to enable challenge

The transparency of aid flows is critical when one considers that Ghana has begun the implementation of the Ghana Integrated Financial Management System. The system seeks to ensure transparency and accountability in the management of public finance in the country by migrating public sector

financial transactions from a manual to a single electronic platform. It is envisaged that the procurement of an AIMS system in 2013 would facilitate the integration of ODA flows into the public finance system. Ghana would then be in a better position to share the challenges as well as the opportunities in using data from IATI.

Honduras

In 2011 Honduras endorsed the IATI initiative and since has taken concrete actions through the process in which the Ministry of Planning and Development Cooperation (SEPLAN) requests aid flow information in a standardized format that complies with the minimum required fields established by IATI. In 2012 Honduras developed and established an Aid Management Platform (PGC), an electronic government tool that holds all the aid flow information received by the country and in accordance to IATI standards.

The PGC (Aid Management Platform in Spanish) is accessible to the public via the web and allows viewers to verify the performance of the programs and projects that fuel the development process in Honduras. Currently, the Platform has been fed with information from all the

programs and projects that SEPLAN has been able to obtain through bilateral requests with locally based development partners; however despite all the efforts that have been made there still exist some information gaps.

Shaping the standard for others

Honduras has also volunteered to be a pilot country to gather financial aid flows from South-South Cooperation experiences, to analyse how the IATI standard can become a suitable mechanism for sharing this type of information.

Madagascar

The Government of Madagascar joined IATI in August 2011 following a focus on transparency issues since 2008. They needed to have a complete, reliable and up-to-date dashboard on ODA disbursed to fund the national development plan. In fact, development partners (DPs) expected to have a complete view of the use of these funds to facilitate new commitments to come. Madagascar endorsed IATI to remind DPs of their commitment

to share information at least quarterly, in an accessible format and ensuring comprehensiveness.

Madagascar still has a lot of work to do to have transparency in the execution of national budget with the Government putting an interministerial committee in place, in charge of implementation of Busan's principles and Building Blocks (in particular Transparency).

Linking systems and budgets

Since setting up the aid national database, Madagascar has worked with IATI to link their AIMS to the National Budget. Doing this they got to know that out of a total of 525 projects funded by multilateral and bilateral ODA, only 114 are reflected in the national budget: around 57% a year in terms of amount disbursed.

Madagascar believes that the establishment of an automatic linkage between AIMS and the national budget that is actually experienced in some endorsing partner countries will accelerate the process at country level. They look forward on benefiting from the extension of the experience beyond the IATI pilot countries.

Nepal

Nepal supported the Transparency Initiative and IATI in Accra and Busan. As a follow up of Accra Action Agenda on transparency, Nepal established the Aid Management Platform (AMP), a web based aid data base in 2010, which has now been rolled out to more than 35 local level development partners and more than 19 line ministries which are involved in the implementation of development projects assisted by external development partners. AMP has been strengthened over the years with additional features. This year it will be put in the public domain and geo-coding will also be introduced.

Nepal is a low-income country with a per capita income of about US\$760. Nepal is passing through a prolonged political transition following a 10-year violent conflict that ended in 2006 with the signing of a Comprehensive Peace Agreement.

The share of external aid in the national budget is 26 percent. Top donors are: World Bank, Asian Development Bank, UK, Japan, India, China, Norway, Germany, Switzerland and European Union.

Nepal's Government is committed to transparency. They introduced the Right to Information Act in 2007 and Right to Information Rule in 2009. This guarantees the right to information of every citizen – that they have access to information held in the public office and that each public entity must respect and protect the right to information of citizens, taking responsibility for

disseminating information through mass media regularly. An independent National Information Commission has been established with the Department of Information having organised a 'meet the press program' with the involvement of different government ministries and departments every Monday to brief on various issues related to public governance.

Improving data quality

IATI emphasises the importance of publishing timely data that is reflective of the swift-changing nature of projects and activities.

With this comes a tension between provision of timely data and quality data, and although IATI stresses provision of timely data that is regularly updated and will change on a regular basis, each organisation that is publishing has taken a different approach to quality assuring their data.

Users of IATI data would often define data quality in a very different way to the definition an organisation would use

internally. For example, some users require verified statistics whereas typically those from partner countries are interested in execution rather than allocation of funds. In other words, accessible and comparable information that is timely (at least quarterly as per partner country demands) and comprehensive.

Usable data for aid coordination at a country level

2012 saw the Democratic Republic of Congo (DRC) become the first country to use IATI to manage the inflow of aid information coming from its development partners into their aid management unit in the Ministry of Planning. IATI data from the UK's Department for International Development (DfID), The Global Fund and GAVI (the Global Alliance for Vaccines and Immunisation) is now being exchanged automatically.

For developing countries, this automatic exchange of data between donor systems and recipient countries is highly significant. The government in Kinshasa use a system known as the Aid and Investments Management Platform (PGAI) to manage data on incoming aid. For donor and government administrators on the ground in the DRC

whose job it is to attempt to manage and coordinate these various flows of aid and other income coming to the country, IATI offers considerable added value in simplifying the whole process. The monthly or bimonthly task of collecting, transferring and entering data can be reduced from a day-long routine to a simple 15 minute 'verification' procedure.

It is clear from this experience (and increasingly others) that IATI can help the efficiency of data collection, improve accuracy of data and encourage consistency between donor and government systems.

Not all data published to IATI is suitable yet, or of sufficient quality, for data exchange. This needs to be a priority for all donors publishing to IATI.

From publish what you can to usable data

IATI has come a long way since its inception but it is fair to say that publishing what you can in IATI format is not enough to reach the 2015 transparency commitments, and ensure data is usable.

To improve the quality of data, publishers must strive to focus on the following between now and 2015.

1. Complete and contextual core data

- Make sure titles and descriptions are complete and meaningful for third parties. This means avoiding use of internal acronyms and project names
- Include at least planned start and actual end dates
- Identify participating organisations – at least implementing agency
- Highlight sectors using the DAC code list where possible; plus agency-specific where available
- Make sure the commitment / total project budget covers the duration of the project

2. Fit for purpose at country level

- Use a meaningful unit of aid – see [Defining an Activity](#) for guidance
- For on-going projects, aggregate history of project commitments and disbursements prior to date of first publication
- Publish disaggregated (i.e. transaction level) disbursements – or aggregated to no more than quarterly
- Frequency and timely disbursement data - published quarterly no more than a quarter after disbursed
- Publish project level forward-looking budgets for at least the current or next year - in the financial year of the recipient OR broken down at least by quarter

3. Advanced elements requested by partner countries

- Include country budgets for at least three years
- Publish sub-national geo data – administrative / geographical areas
- Make your project documents available in IATI format
- Plan to publish results documents or data
- Make traceability a priority – the ability to track funds down the aid delivery chain from origin to point of spend.

Encouraging open licensing

The success of IATI is dependent on intermediaries taking the data and making data accessible for different stakeholders by developing databases, tools, applications, and analysis for newspaper articles or radio programmes, etc.

To enable this ecosystem of different ways of accessing information, intermediaries must be given legal permission to use it, repurpose it, mash it up with other data and republish in different forms. The IATI licensing standard requires that information published should be licensed under an open licence. The IATI Licensing framework is a set of principles that must be adhered to.

It does not prescribe a specific license to use, but states that each donor's licence must:

- Be limited to open licences as defined under the Open Knowledge Definition; and
- Be limited to public domain or attribution only licences, with a preference for public domain

To help publishers, IATI provides a model implementation that provides common sets of terms and conditions that any signatory can opt to adopt if they do not already have a compliant licence.

Out of 132 organisations that have published, 61 have nominated their publishing licence, with 71 currently considering which licence is most appropriate for their organisation and data.

Find out more about IATI Licensing requirements at www.iatistandard.org

Selecting a licence – just the first step

Considering and selecting a licence type is just the first step to a publisher managing their information licences. More information on licence conditions and supplementary information pertinent to that publisher should also be made available on their website, with links on their IATI publisher record for ease of reference.

Focus on access and use of data

The role of IATI is to develop and implement a data standard that results in availability of transparent, detailed, timely, and comparable open aid data. For this to translate into greater accountability and effectiveness of aid resources, the data needs to be accessible to a variety of stakeholders, in a form that is meaningful to them.

There is much to do in this area, but the foundations of a diverse ecosystem of intermediaries are emerging. In the past year a community of technical experts has started to look at ways to make IATI data more accessible to both the technical and end user, and sharing ideas, experiences and code.

Examples of tools that have been developed include:

- **Country AIMS:** Tools to enable IATI compliant data to be imported directly into AIMS.
- **Aggregators:** Tools that bring all the data together in one place and make it accessible, such as aidview.net and open aid search tool.
- **Publisher specific views of the data** e.g. for The Netherlands (openaid.nl), UNOPS, UN-Habitat. DFID are also currently working on a view of their IATI data.
- **Data functions:** Tools that perform specific functions, such as the CSV conversion tool currently used on the IATI registry.
- **Data entry and publication tools:** There are tools available that allow organisations to use a web entry platform to capture and publish data e.g. the Young Innovations' Aidstream, open aid registry and AKVO.

Software developers have come together at a range of events, including Development Data Challenges in different locations such as London and Helsinki, with several government and media organisations running competitions to inspire development of visualisation tools.

Development of the IATI Data Store

The past year has highlighted several development needs for IATI for 2013, the most significant of which is the development of the IATI Registry and Data Store to enable easier access to the data. To respond to this, the TAG secretariat are working with Open Knowledge Foundation to improve the IATI Registry so it can provide downloads of bespoke extracts of data (e.g. all health projects in Ghana) in a format selected by the user. This will significantly lower the barrier for accessing the data. Part of this project is also about streamlining publisher processes and producing key registry statistics such as number of files over time, number of publishers, etc.

Visualising IATI data

The IATI Technical Advisory Group and wider development technical community have made some great visualisations and uses of IATI data. aidinfo.org gathers together most of these initiatives and provides access to the technical code so it can be reused. It currently has over 20 packages of code. This is just the beginning; we expect the next year to see a step change in the accessibility and use of the data. [Let us know](#) if you are developing or looking for technical solutions for working with IATI data.

Annex Annual report methodology

IATI Annual Report Statistics - Methodology

This table sets out the methodology used to calculate the publication of key IATI attributes (by periodicity or percentage of activities). This is displayed in the signatory summary pages next to the intended level

of publication as set out in the signatory's implementation plan, with space allowed for the publisher to comment by element.

| Id | Information area | Purpose | Scoring method | Output | Notes | xml elements used |
|-----------------|--|--|--|---|--|---|
| Planning | | | | | | |
| 1.1 | Timeliness of transaction data | To assess how timely the data is. | Transaction dates are analysed and the result calculated according to the following tests, in order: Transactions reported for two of the last three months = "Monthly". Transactions reported for one of the last three months = "Quarterly" Transactions reported for any of the last six months = "Six-Monthly" Transactions reported for any of the last twelve months = "Annual" | Monthly Quarterly Six-Monthly Annually | Months are calculated as 30 day blocks from the day on which the statistics were calculated. | iati-activity\transaction\transaction-date |
| 1.2 | Frequency of updates | To assess how frequently data is refreshed. | The IATI Registry records changes to published data on a daily basis. Registry log dates are analysed and the result calculated according to the following tests, in order: Updates reported for two of the last three months = "Monthly". Updates reported for one of the last three months = "Quarterly" Updates reported for any of the last six months = "Six-Monthly" Updates reported for any of the last twelve months = "Annual" | Monthly Quarterly Six-Monthly Annually | Months are calculated as 30 day blocks from the day on which the statistics were calculated. | |
| 1.3 | Activity Forward Planning | To assess the provision of activity-level forward looking financial data. | Calculate the percentage of current activities that contain either budgets or planned disbursements covering a period beyond the current date. | % | A current activity is calculated from the activity status or from the planned or actual end date. | iati-activity\budget; iati-activity\planned-disbursement |
| 1.4 | Transaction Alignment with Recipient Financial Year | To assess whether transaction data can be aligned and incorporated into recipient country's fiscal year. | Count the number of calendar months (irrespective of year) used in transaction dates and report, in order: All months used = "Monthly" At least one month in each quarter = "Quarterly" At least one month = "Annually" | Monthly Quarterly Annually | The only way to be sure that financial data can be aligned with most recipients' fiscal years and planning cycles is to provide no more than quarterly aggregations of transactions and budgets. | iati-activity\transaction\transaction-date |
| 1.5 | Budget Alignment with Recipient Financial Year | To assess whether forward looking financial data can be aligned and incorporated into recipient country's fiscal year and planning cycles. | Calculate the mean number of days between period-start and period-end dates used in forward-looking budgets. Mean days < 100 = "Quarterly" Mean days < 370 = "Annually" | Quarterly Annually | | iati-activity\budget |

| Id | Information area | Purpose | Scoring method | Output | Notes | xml elements used |
|---|---|---|---|--------|--|--|
| Identification and Basic Information | | | | | | |
| 2.1 | Unique identifier | To check that activities are defined by globally unique identifiers | Calculate the percentage of activities that contain an identifier AND that it is unique for the publisher | % | Uniqueness is checked against all of a publisher's activities, not just a single file. | iati-activity\iati-identifier |
| 2.2 | Use of Recipient language | To check that recipient countries are able to identify activities by their title or description in a language that they understand. | Calculate the percentage of activities that contain a language attribute in the title or description that is different from the publisher's default language only where the activity takes place in a country where the official language is different from the publisher's default language. | % | Activities with multiple or no recipient country are excluded from the calculation, as are activities where the language of the publisher and the recipient is the same. Currently checks are made against English, French, Spanish and Portuguese only. | iati-activity\@xml:lang iati-activity\recipient-country\@code iati-activity\title\@xml:lang iati-activity\description\@xml:lang |
| 2.3 | Start Date | To check timeline | Calculate the percentage of activities where either planned-start or actual-start activity date is present. | % | | iati-activity\activity-date |
| 2.4 | End Date | To check timeline | Calculate the percentage of activities where either planned-end or actual-end activity date is present. | % | | iati-activity\activity-date |
| 2.5 | Implementing Organisation | To check information is provided on which organisation is implementing the activity | Calculate percentage of activities where a participating-org with role="Implementing" exists | % | | iati-activity\participating-org\@role |
| Geography and Sector | | | | | | |
| 3.1 | Sub-national Geography (text) | To assess if basic textual information is provided on the sub-national geographical location of the activity | Calculate the percentage of activities that contain free text location descriptions | % | | iati-activity\location\description |
| 3.2 | Sub-national Geography (geocoding) | To assess if geocodable information is provided on the sub-national geographical location of the activity | Calculate the percentage of activities that contain either geographical coordinates or coded administrative area information | % | | iati-activity\location\coordinates iati-activity\location\administrative |
| 3.3 | CRS Sector | To check if information is provided on the sector benefiting from the activity | Calculate the percentage of activities that contain CRS sector codes | % | | iati-activity\sector |
| Budget Alignment | | | | | | |
| 4.1 | Economic Classification | To check that the distinction between capital and recurrent expenditure can be made for budget planning purposes | Calculate the percentage of activities that contain the economic classification element | % | Item agreed by IATI Steering Committee, but still undergoing trials | |

| Id | Information area | Purpose | Scoring method | Output | Notes | xml elements used |
|-------------------------|--|--|--|--------|---|--|
| 4.2 | Link to recipient budget classification | To check that the common code proxy for the budget classification exists which allows the alignment of all activities (both on and off-budget) with the budget planning purposes | Calculate the percentage of activities that contain the common code budget classification element | % | Item agreed by IATI Steering Committee, but still undergoing trials | |
| Financials | | | | | | |
| 5.1 | Commitments | To check that the total committed or planned cost of an activity is recorded | Calculate the percentage of activities that contain a transaction with type "Commitment" | % | Commitments should not only be filled out by donors. Implementing agencies should report the total activity budget as a commitment. | iati-activity\transaction\transaction-type |
| 5.2 | Disbursements and Expenditure | To check that disbursements and/or expenditures are being recorded at activity level | Calculate the percentage of activities that contain a transaction with type "Disbursement" or "Expenditure" | % | | iati-activity\transaction\transaction-type |
| 5.3 | Traceable Income and Disbursements | To assess the ability of funds to be traced down the aid delivery chain | Calculate the percentage of "Disbursement" transactions that contain information on a receiver organisation PLUS the percentage of "Incoming Funds" transactions that contain information on a provider organisation | % | Ideally the activity identifier of the respective provider or receiver organisation should be provided, but the indicator scores on any available information - even a name without an organisation identifier. | iati-activity\transaction\provider-org iati-activity\transaction\receiver-org |
| Qualitative Data | | | | | | |
| 6.1 | Activity Documents | To check whether additional activity documentation is provided | Calculate the percentage of activities that contain a link to a published document OR a dedicated web page. | % | | iati-activity\document-link iati-activity\activity-website |
| 6.2 | Text of Conditions | To check whether the terms of conditions are published where applicable. | Calculate the percentage of activities that record that conditions are attached | % | If no conditions are attached publishers need to report this proactively as a "No". If the element is not reported publishers will not score on this, even if they do not apply any conditions. | iati-activity\conditions\@attached iati-activity\conditions\condition |
| 6.3 | Results data (text) | To assess general reporting on results | Calculate the percentage of activities that contain a populated results element without indicator details | % | | iati-activity\results |
| 6.4 | Results data (structured) | To assess detailed reporting on results | Calculate the percentage of activities that contain a populated results indicator element. | % | | iati-activity\results\indicator |

