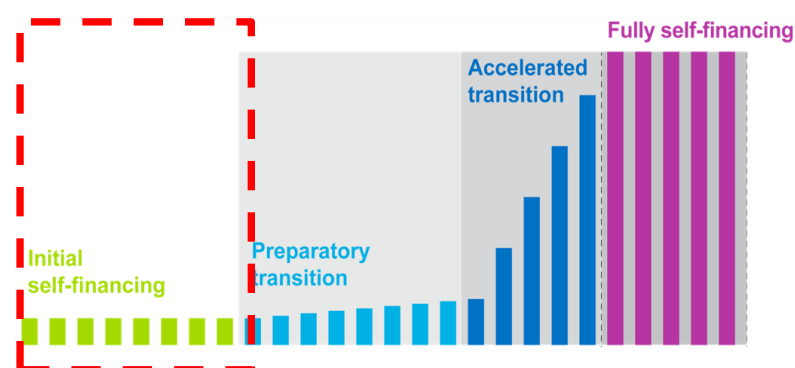


Zimbabwe

Region: Southern Africa

Key information on co-financing

- Gross National Income per capita (2017): **\$910**
- Co-financing status (2019): **Initial self-financing**
projected to enter preparatory transition phase in 2021



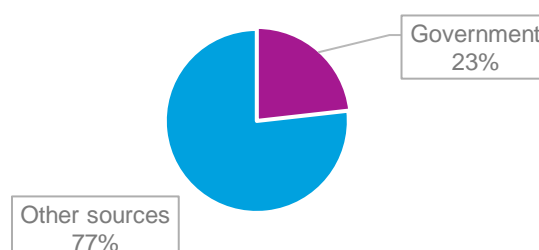
Immunisation financing

	2013	2014	2015	2016	2017
Vaccines used in routine immunisation					
- Government expenditure	\$ 624,500	\$ 882,500	\$ 675,500	\$ 8,634,345	\$ 949,346
- Total expenditure	\$ 12,075,100	\$ 15,469,622	\$ 18,280,823	\$ 11,958,636	\$ 9,787,568
- Government as % of total	5%	6%	4%	72%	10%
Routine immunisation					
- Government expenditure	\$ 9,000,000	\$ 13,303,147	\$ 14,514,203	\$ 9,213,345	\$ 8,826,548
- Total expenditure	\$ 25,000,000	\$ 44,912,774	\$ 35,488,374	\$ 26,055,319	\$ 38,008,257
- Government as % of total	36%	30%	41%	35%	23%

Source: WHO-UNICEF Joint Reporting Form 2017

Domestic General government expenditure on health as a share of gross domestic product: **0.3%**

Expenditure on routine immunisation in 2017



Source: WHO National Health Accounts, 2015

Gavi supported vaccines

Vaccines	Type	Year(s) of Gavi support	Co-financing required
Pentavalent	Routine	2008-present	Yes
PCV	Routine	2012-present	Yes
Rotavirus	Routine	2013-present	Yes
HPV	Demonstration	2014-2015-2018	No
Measles-Rubella	Campaign	2015	No
IPV	Routine	2018 introduction	No
Measles	Routine	2015-present	No
HPV	Routine	2018-present	Yes

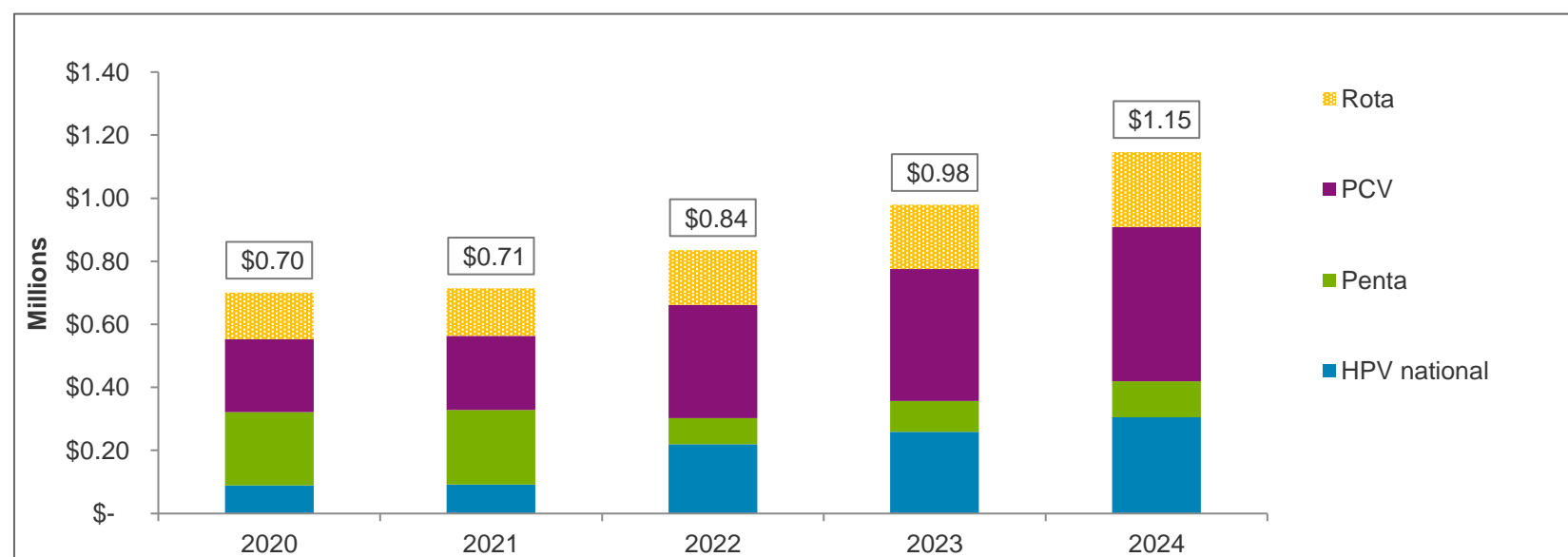
Co-financing payments

Year	Total amount paid by the country	Co-financed vaccines		
		Penta	Rota	PCV
2012	\$ 343,000	-	-	PCV
2013	\$ 641,000	Penta	Rota	PCV
2014	\$ 857,000	Penta	Rota	PCV
2015	\$ 635,000	Penta	Rota	PCV
2016	\$ 590,000	Penta	Rota	PCV
2017	\$ 694,000	Penta	Rota	PCV
2018	\$ 831,000	Penta	Rota	PCV HPV

Co-financing obligations for 2019

	Co-financing obligations (in US\$)	Co-financing obligations (in doses)
Rota	\$ 171,000	75,000
Pentavalent	\$ 359,500	505,500
PCV	\$ 240,000	80,400
HPV	\$ 71,000	15,200
Total	\$ 841,500	

Co-financing projections for 2020 - 2024



	2020	2021	2022	2023	2024
HPV national	\$ 89,829	\$ 91,920	\$ 219,448	\$ 258,610	\$ 304,856
Penta	\$ 231,504	\$ 235,835	\$ 83,731	\$ 97,876	\$ 114,381
PCV	\$ 231,504	\$ 235,835	\$ 358,044	\$ 418,409	\$ 489,213
Rota	\$ 147,851	\$ 150,585	\$ 174,512	\$ 203,899	\$ 238,431
Total	\$ 700,687	\$ 714,176	\$ 835,736	\$ 978,795	\$ 1,146,881

- Projections are based on Gavi's operational forecast version 16.
- These projections do not guarantee renewal of support or approval of country's application.
- Final co-financing obligations will be communicated through decision letters.